ONTARIO ATTORNEY GENERAL LAW LIBRARY
KF 180 O68 [1983 84] STK
Court statistics : annual report
00001968

MINISTRY OF
ATTORNEY GENERAL
LIBRARY

Ontario

Ministry of the
Attorney
General

Court Statistics Annual Report

Fiscal Year 1983/1984

Report number A - 10

KF
180
O68
1983/84

KF 180 O68 1983/84
Ontario. Ministry of the Att
Court statistics

KF 180 O68 1983/84
Ontario. Ministry of the Att
Court statistics

MINISTRY OF
ATTORNEY GENERAL
LIBRARY

THIS REPORT WAS PREPARED BY

INFORMATION AND COMPUTER SYSTEMS BRANCH

QUESTIONS, COMMENTS AND

SUGGESTIONS FOR IMPROVEMENT

MAY BE DIRECTED TO:

INFORMATION AND COMPUTER SYSTEMS BRANCH

MINISTRY OF THE ATTORNEY GENERAL

5TH FLOOR

18 KING STREET EAST

TORONTO, ONTARIO

M5C 1C5.

OR PHONE:

(416) 965-0467

Ontario

Ministry of the Attorney General

Information and Computer Systems Branch

5th Floor
18 King Street East
Toronto, Ontario
M5C 1C5

416/965-0467

P R E F A C E

The 1983/84 Court Statistics Annual Report contains general data on the activities of the Supreme, County, Surrogate and Provincial Courts and the Sheriff's offices on a three year comparative basis. Where possible, charts have been included to provide a graphic view of the caseload in each court level, with tables showing the inflow and outflow of cases through the courts. The data included in this report have been updated wherever required, as some data may not have been available during the year when the quarterly reports were printed.

The report is divided into the following sections, with the inflow and outflow of cases tabled:

COURT OF APPEAL

SUPREME COURT

- Criminal Cases
- Civil Cases

COUNTY/DISTRICT COURT

- Criminal Cases
- Civil Cases

SURROGATE COURT

SHERIFF OFFICES

PROVINCIAL COURT

- Criminal
- Provincial Offences
- Family

The court offices gather a great deal of detailed information, which because of volume, cannot possibly be included in a report of this kind. However, upon request to the Information Centre, data will be provided.

...2

A couple of notes concerning the Provincial Court (Criminal Division) are required. On March 31, 1983 and on March 30, 1984, the staff in the court offices did a physical count of pending charges under the CCC and NCA/FDA statutes. The results are found on pages 68 and 70. The pending charges figure represents the number of active charges; it does not include charges on outstanding bench warrants.

The second note concerns the number of charges received under Municipal Bylaws by the Metropolitan Toronto court offices. On April 7, 1982, a new parking bylaw was introduced which affected the number of incoming charges. The volume of incoming charges was replaced by the notices of pending summons mailed out. Although the number of charges received over the last two years was drastically reduced, the workload of the court office was not affected. Instead of receiving a high volume of new charges, 898,428 notices of pending summons were mailed during the 1982/83 fiscal year and 894,849 notices were mailed during the 1983/84 fiscal year. Also, the number of dispositions is very high in comparison to charges received as the courts are dealing with the backlog of parking charges from previous years. The information on Municipal Bylaws is found on page 80 of this report.

On March 30, 1984, the staff in the Family Court offices did a complete physical count of the pending caseload. The results are included in this publication.

Any questions and/or comments regarding the contents of this report are welcomed.

SYMBOLS USED IN TABLES

.. figures not available

... figures not appropriate or not applicable

- nil or zero

-- amount too small to be expressed

r revised figures

Digitized by the Internet Archive
in 2017 with funding from
Ontario Council of University Libraries

https://archive.org/details/mag_00001968

ANNUAL REPORT OF COURT STATISTICS

TABLE OF CONTENTS

SUPREME, COUNTY & SURROGATE COURTS

PART I Supreme Court of Ontario

A. Appeal Courts

Table		Page No.
I.1/Chart	Criminal Appeals - Activity Summary	2
I.2/Chart	Civil Appeals - Activity Summary	4
I.3/Chart	Divisional Court of Appeal - Activity Summary	6
Chart	Supreme Court of Ontario in Bankruptcy	8
	B. High Court of Justice	
I.4	Summary Table	13
	Criminal Matters	
I.5	Disposition of Cases	15
	Civil Matters	
I.6	Actions Commenced	16
I.7	Judgments and Orders Issued	18
I.8	Provincial Summary Report Jury and Non-Jury Actions	21
I.9/Chart	Jury Actions - Activity Summary	22
I.10/Chart	Non-Jury Actions - Activity Summary	24
I.11 Chart	H.C. Divorce Actions - Activity Summary	26
I.12	Taxations	28
I.13	Examinations for Discovery	29

PART II County or District Courts

A. Criminal Matters

Table		Page No.
II.1	County Court Judges' Criminal Court Activity Summary	32
II.2	General Sessions of the Peace Activity Summary	33
II.3/Chart	Summary Conviction Appeals Activity Summary	34

B. Civil Matters

II.4	Actions Commenced	37
II.5	Judgments and Orders Issued	38
II.6	Provincial Summary Jury and Non-Jury Actions	41
II.7/Chart	Jury Actions - Activity Summary	42
II.8/Chart	Non-Jury Actions - Activity Summary (Excluding Divorce)	44
II.9/Chart	MCA Divorce Actions - Activity Summary	46
II.10	Mechanics' Lien Actions - Activity Summary	48
II.11	Examinations for Discovery	49
II.12	Party + Party Taxations	50
II.13	Landlord and Tenant Act 1970 Amended 1972	51

PART III Surrogate Court

TABLE		PAGE NO.
III.1	Applications Filed Under Probates, Administration and Guardianship	55

PART IV Sheriff's Offices

IV.1/Chart	Jurors Drafted and Names Searched	58
IV.2/Chart	Processes and Executions	60

PROVINCIAL COURT (CRIMINAL AND FAMILY DIVISIONS)

PART V Provincial Court (Criminal Division)

V.1	Persons Charged - All Statutes	65
V.2/Chart	All Statutes - Activity Summary	66
V.3/Chart	Criminal Code of Canada - Activity Summary	68
V.4/Chart	Narcotics Control Act/Food Drug Act - Activity Summary	70
V.5/Chart	Liquor Control Act/Liquor Licence Act- Activity Summary	72
V.6/Chart	Highway Traffic Act - Activity Summary	74
V.7/Chart	Other Provincial - Activity Summary	76
V.8/Chart	Other Federal - Activity Summary	78
v.9/Chart	Municipal Bylaws - Activity Summary	80

PART V. Provincial Court (Criminal Division) (cont'd).

Table		Page No.
V.10	Provincial Offences Act Liquor Licence Act - Activity Summary of Charges Via Offence Notices	82
V.10(a)	Provincial Offences Act Highway Traffic Act - Activity Summary of Charges Via Offence Notices	84
V.10(b)	Provincial Offences Act Other Provincial Statutes - Activity Summary of Charges Via Offence Notices	86
V.10(c)	Provincial Offences Act Municipal Bylaws - Activity Summary of Charges Via Offence Notices	88
V.10(d)	Provincial Offences Act - Total Activity Summary of Charges Via Offence Notices	90
V.11	Hours Spent in Court	93

PART VI Provincial Court (Family Division)

Table		Page No.
VI.1/Chart	All statutes - Activity Summary	96
VI.2	Child Welfare Act - Activity Summary	98
VI.3	Juvenile Delinquents Act - Activity Summary	99
VI.4	Education Act - Activity Summary	100
VI.5	Family Law Reform Act - Activity Summary	101
VI.6	Reciprocal Enforcement of Maintenance Orders - Activity Summary	102
VI.7	Criminal Code of Canada - Activity Summary	103
VI.8	Other Legislation - Activity Summary	104
VI.9	Aging of Dispositions - Child Welfare Act	105
VI.10	Aging of Dispositions - Juvenile Delinquents Act and Education Act	106
VI.11	Aging of Dispositions - Family Matters	107
VI.12	Current Accounts - Activity Summary	108
VI.13	Current Accounts with Assignments to Welfare Agencies - Activity Summary	110
VI.14	Maintenance Monies Collected and Payments Forwarded to the Government	113
VI.15	Hours in Court	115

PART 1

SUPREME COURT OF ONTARIO

A. APPEAL COURTS

TABLE I.I
SUPREME COURT OF ONTARIO
COURT OF APPEAL - CRIMINAL APPEALS
ACTIVITY SUMMARY

	1981/82	1982/83	1983/84
Appeals Added	1874	2074	1913
Appeals Disposed (1)	2193	1886	1856
Abandoned (2)	849	726	736
Argued	1313	1111	1068
Refused	31	49	52
Appeals Pending at End of Period	993	1181	1238

NOTES: (1) Includes appeals abandoned, argued and refused.
(2) "Abandoned" includes "closed out" appeals.

SUPREME COURT OF ONTARIO

COURT OF APPEAL - CRIMINAL APPEALS

ACTIVITY SUMMARY

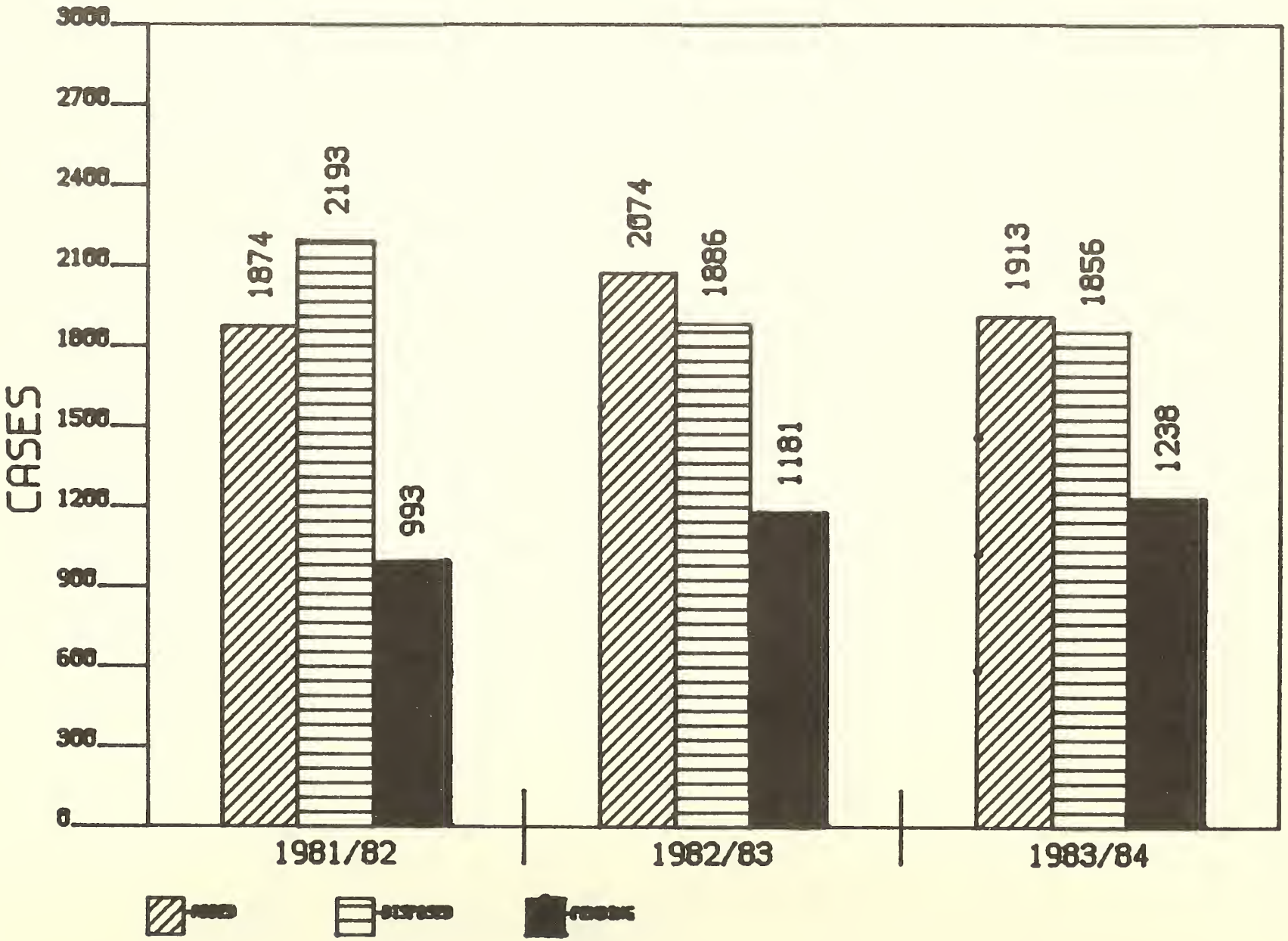

TABLE I.2
SUPREME COURT OF ONTARIO
COURT OF APPEAL - CIVIL APPEALS
ACTIVITY SUMMARY

	1981/82	1982/83	1983/84
Appeals Added During Period	1127	1170	1280
Supreme Court	586	559	624
Divisional Court	30	35	45
County Court	431	389	477
Divorce Actions (Single Judge)	53	173	120
Other	27	14	14
Appeals Disposed During Period	1117	1122	1136
Argued	578	439	538
Settled	22	45	34
Abandoned or Deemed Abandoned	482	537	548
Other	35	101	16
Appeals Pending at End of Period	893	941	1085

NOTES: Includes perfected and unperfected appeals.

2485A/205A/2

SUPREME COURT OF ONTARIO

COURT OF APPEAL - CIVIL APPEALS

ACTIVITY SUMMARY

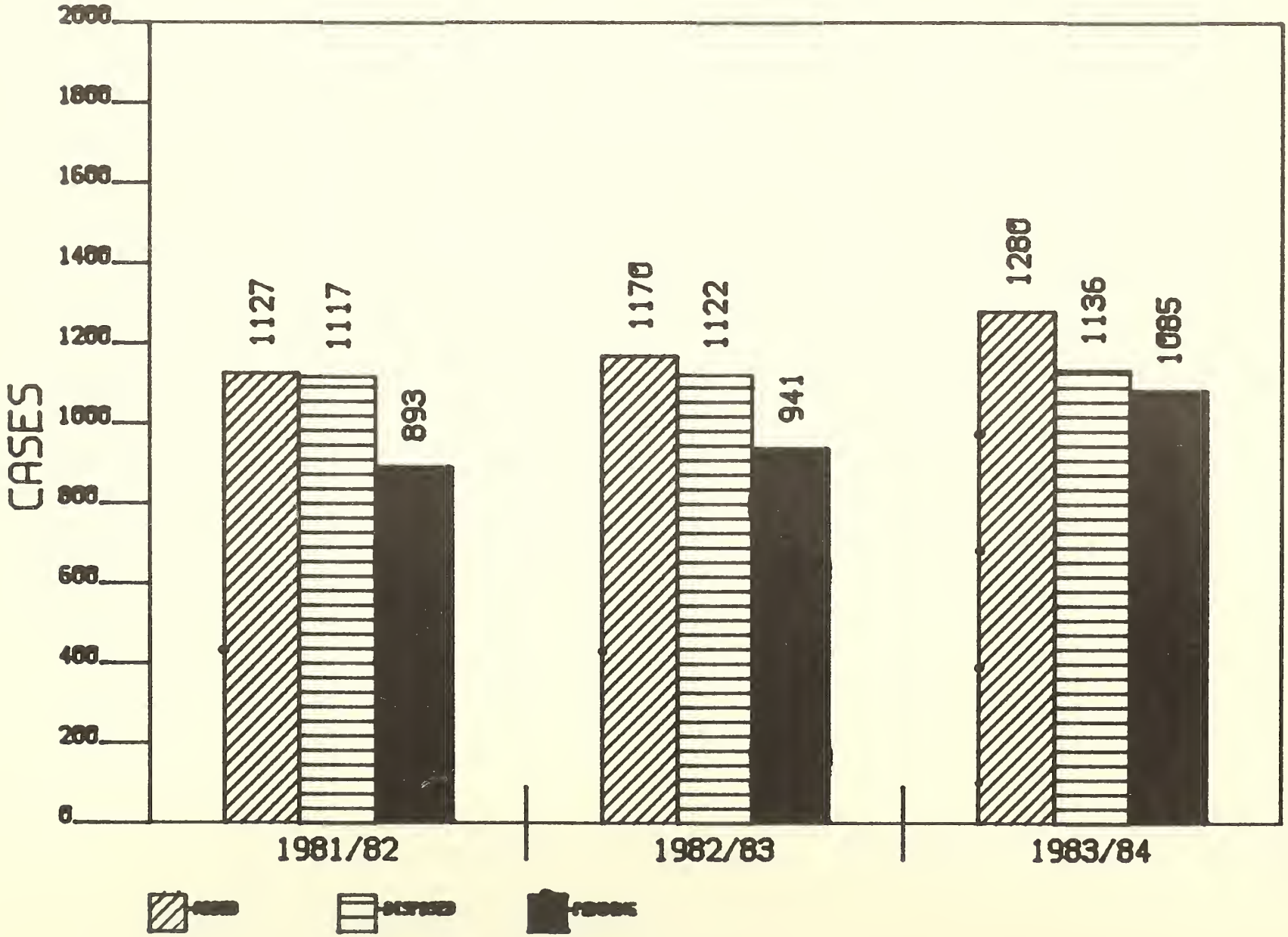

TABLE I.3
SUPREME COURT OF ONTARIO
DIVISIONAL COURT
APPEALS AND APPLICATIONS FOR JUDICIAL REVIEW
ACTIVITY SUMMARY

	1981/82	1982/83	1983/84
Added During Period	997	1149	1257
Appeals	786	839	914
Supreme Court	283	261	299
Surrogate Court	23	15	18
Mechanics Lien Act	27	26	20
Small Claims Court	206	224	260
Boards and Tribunals	113	144	174
County Court Judge	134	169	143
Applications	211	310	343
Mandamus	18	18	23
Prohibition	31	22	25
Certiorari	145	252	267
Declaration	17	18	28
Injunction	-	-	-
Stated Case	-	-	-
Disposed During Period	937	1113	1074
Argued	442	495	474
Settled	114	126	139
Withdrawn	65	70	47
Abandoned or Deemed Abandoned	316	422	414
Pending at End of Period	970	1006	1189

NOTES: Figures include perfected and unperfected appeals.

SUPREME COURT OF ONTARIO

DIVISIONAL COURT OF APPEAL

ACTIVITY SUMMARY

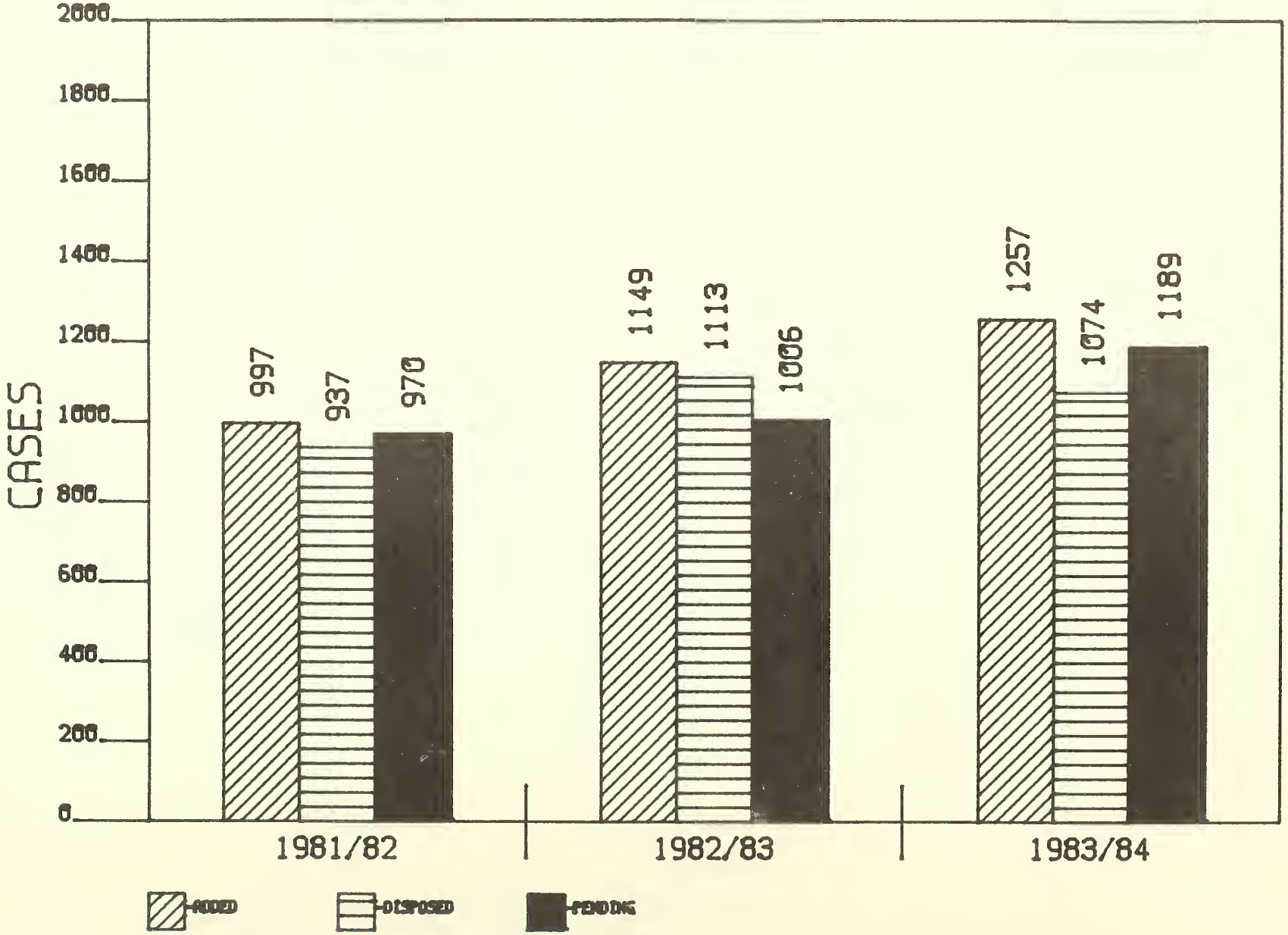

SUPREME COURT OF ONTARIO
IN BANKRUPTCY

BANKRUPTCY ESTATES COMMENCED

1981/82	1982/83	1983/84
12910	13491	11335

APPLICATIONS FILED

1981/82	1982/83	1983/84
24864	27442	27143

JUDGMENTS AND ORDERS ISSUED

1981/82	1982/83	1983/84
18152	19399	12783

SUPREME COURT OF ONTARIO

IN BANKRUPTCY

BANKRUPTCY ESTATES COMMENCED, APPLICATIONS FILED

JUDGMENTS AND ORDERS ISSUED

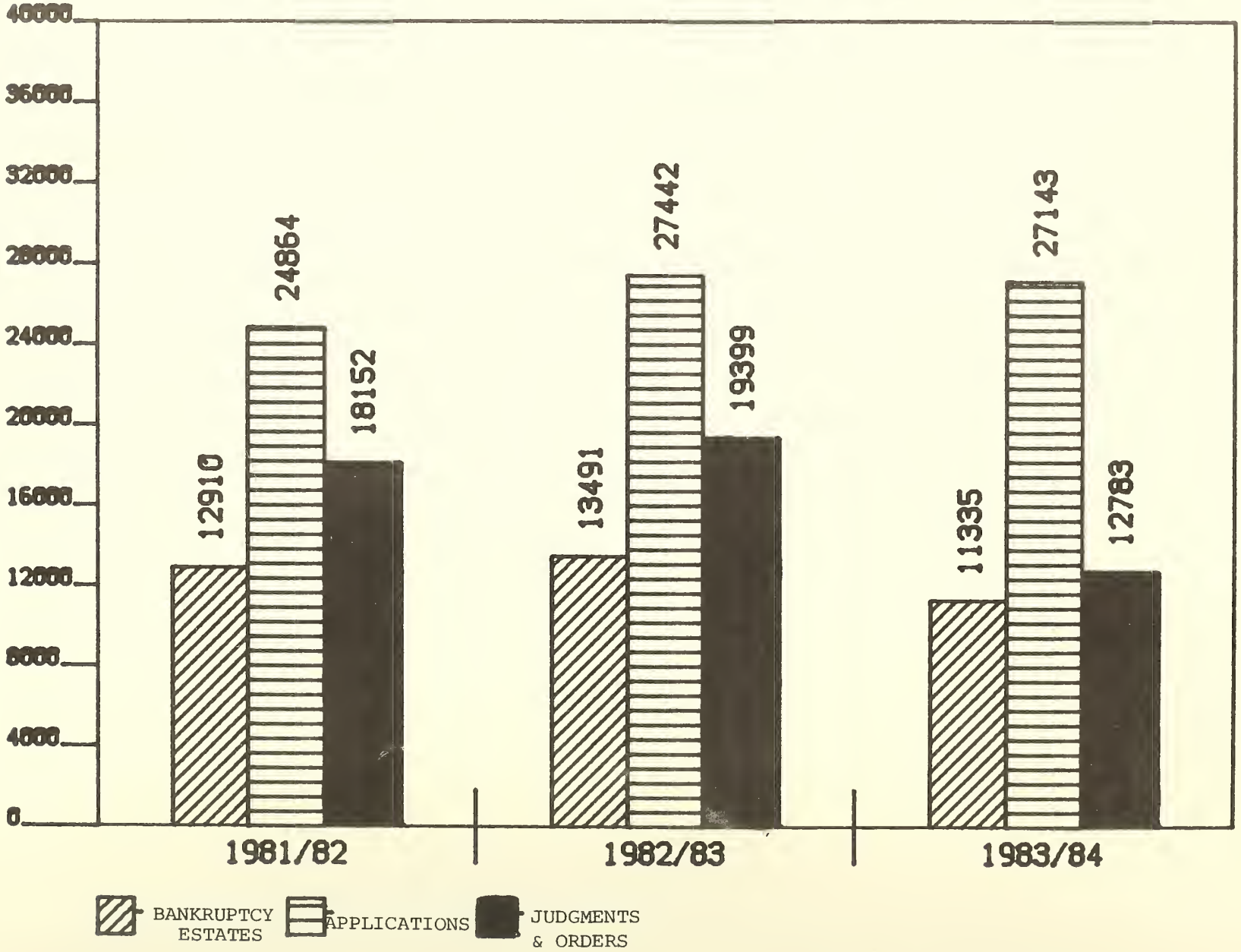

PART 1

SUPREME COURT OF ONTARIO

B. HIGH COURT OF JUSTICE

TABLE I. 4
ACTIVITY SUMMARY OF THE
SUPREME COURT OF ONTARIO
THE COUNTY/DISTRICT COURT AND
THE SURROGATE COURT(1)

Judicial District County, or District	1981/82	1982/83	1983/84
TOTAL ONTARIO	482352	519982	479882
YORK - S.C.O.	75322	78477	65628
- County (2)	90589	104770	100242
- Surrogate	7522	8111	7381
REMAINDER OF ONTARIO	308919	328624	306631
Algoma	8847	9240	8456
Brant *	5203	5824	4955
Bruce	1590	1893	1821
Cochrane	3366	3565	3253
Dufferin *	1657	1746	1513
Durham	13631	15818	13708
Elgin *	3272	3437	3074
Essex	19117	20327	18123
Frontenac	6587	7409	6763
Grey	3198	3140	2812
Haldimand *	1160	1114	1085
Halton	8949	10249	9890
Hamilton-Wentworth	16106	16211	15757
Hastings *	5414	5782	5277
Huron *	2307	2330	2035
Kenora *	1877	2062	1841
Kent	5301	5531	4743
Lambton	6434	7827	6609
Lanark *	1758	1768	1427
Leeds & Grenville *	4377	4010	4058
Lennox & Addington *	1150	1057	915
Manitoulin *	249	263	268
Middlesex	29152	30520	27580
Muskoka *	1756	1945	1848
Niagara North	8980	9293	8450
Niagara South	10002	10615	10843
Nipissing *	4120	4808	5032
Norfolk *	2473	2605	2539
Northumberland	2154	2283	2056
Ottawa-Carleton	25432	25548	26167
Oxford *	2825	3024	2862
Parry Sound	1205	1356	1342
Peel	18918	24053	22672
Perth	2035	2036	1953
Peterborough *	4984	4980	4462
Prescott & Russell *	1948	1989	1886
Prince Edward *	747	809	632
Rainy River *	719	775	725
Renfrew *	2955	2812	2819
Simcoe	11409	12058	11575
Stormont, Dundas & Glengarry *	3406	3384	3191
Sudbury	11502	10779	9546
Thunder Bay	8785	8592	8072
Timiskaming *	1570	1529	1592
Victoria & Haliburton *	2026	1942	1804
Waterloo	16647	17579	15821
Wellington *	5797	6035	5614
York Region	5822	6672	7165

NOTES: * These offices also perform the duties of the Sheriff's Office.
(1) Includes: Actions Commenced, Judgments and Orders Issued.
Dispositions: Jury, Non-Jury, HC & MCA Divorce and Mechanics Lien Actions.
Appointments Made: Landlord & Tenant Act, Taxations and Examinations.
Summary Conviction Appeals Filed and Surrogate Court Applications.
(2) MLA and Examinations data for York are not reported.

Source: Supreme, County and Surrogate Courts (Monthly Statistical Report) submitted through the Local Registrar's Office

2485A/205A/5

TABLE I.5
SUPREME COURT OF ONTARIO
HIGH COURT OF JUSTICE - CRIMINAL MATTERS
DISPOSITION OF CASES

Judicial District County, or District	1981/82	1982/83	1983/84
TOTAL ONTARIO	212	304	262
York	56	77	49
REMAINDER OF ONTARIO	156	227	213
Algoma	-	10	12
Brant	5	2	4
Bruce	-	-	1
Cochrane	3	2	1
Dufferin	1	1	-
Durham	3	9	9
Elgin	1	3	-
Essex	10	20	10
Frontenac	5	6	4
Grey	-	3	-
Haldimand	1	1	-
Halton	4	9	1
Hamilton-Wentworth	14	21	21
Hastings	3	1	2
Huron	-	-	-
Kenora	6	10	4
Kent	2	2	1
Lambton	2	3	2
Lanark	1	-	3
Leeds & Grenville	-	1	2
Lennox & Addington	-	4	3
Manitoulin (1)	#	#	#
Middlesex	8	11	19
Muskoka	-	1	3
Niagara North	4	7	-
Niagara South	-	5	12
Nipissing	-	6	1
Norfolk	-	-	-
Northumberland	-	2	4
Ottawa-Carleton	21	18	29
Oxford	-	-	1
Parry Sound	-	-	-
Peel	16	8	20
Perth	-	2	-
Peterborough	1	3	-
Prescott & Russell	1	3	2
Prince Edward	-	-	-
Rainy River	1	-	-
Renfrew	1	1	6
Simcoe	9	10	6
Stormont, Dundas & Glengarry	2	1	1
Sudbury	6	8	2
Thunder Bay	11	15	10
Timiskaming	1	-	2
Victoria & Haliburton	-	6	4
Waterloo	7	4	6
Wellington	4	8	3
York Region (2)	2	-	2

NOTES: (1) Data included with Sudbury.
(2) Data incomplete.

Source: Monthly Report on Committal for Trial submitted through the respective Crown Attorney's Office

2485A/205A/6

TABLE 1.6
SUPREME COURT
ACTIONS COMMENCED

Judicial District County, or District	General Writs and Petitions								
	Motor Vehicle and Other			Divorce					
				HC*			MCA**		
	1981/82	1982/83	1983/84	1981/82	1982/83	1983/84	1981/82	1982/83	1983/84
TOTAL ONTARIO	14975	14887	14158	1022	806	729	23605	24011	22778
York	7534	7383	6835	548	483	394	7807	7608	7272
REMAINDER OF ONTARIO	7441	7504	7323	474	323	335	15798	16403	15506
Algoma	117	138	91	1	2	1	448	399	422
Brant	79	96	112	-	-	-	290	341	331
Bruce	18	27	24	-	-	2	69	129	83
Cochrane	113	119	124	1	1	-	220	218	225
Dufferin	35	26	47	-	-	-	64	71	51
Durham	258	300	314	3	1	5	842	873	640
Elgin	34	43	29	-	-	-	188	199	207
Essex	731	723	702	165	115	76	829	925	1006
Frontenac	101	97	110	-	-	-	397	373	340
Grey	68	47	47	4	2	-	94	201	166
Haldimand	13	20	23	-	-	-	71	58	62
Halton	218	229	238	5	8	7	524	515	519
Hamilton-Wentworth (1)	671	703	806	-	-	-	-	-	-
Hastings	66	77	34	1	1	28	412	387	412
Huron	22	28	21	-	-	-	96	85	88
Kenora	19	24	43	-	-	-	112	126	107
Kent	67	67	79	-	-	-	390	292	276
Lambton	96	106	69	-	-	-	361	376	329
Lanark	20	21	22	-	-	-	115	122	107
Leeds & Grenville	45	50	45	-	-	1	243	240	246
Lennox & Addington	6	2	7	1	-	-	70	69	75
Manitoulin	10	-	2	-	-	-	5	10	12
Middlesex	614	591	639	-	-	-	905	981	913
Muskoka	19	19	30	-	-	2	121	113	114
Niagara North	262	334	257	1	1	1	556	562	526
Niagara South	264	240	250	-	-	1	455	609	553
Nipissing	67	66	56	-	-	-	228	232	212
Norfolk	34	29	32	1	-	-	159	156	162
Northumberland	32	39	43	-	-	-	144	181	132
Ottawa-Carleton	1093	1114	1006	123	103	132	1750	1769	1805
Oxford	23	21	26	-	1	3	187	190	210
Parry Sound	19	33	13	6	-	3	36	38	46
Peel	403	373	358	26	25	14	1087	1192	1050
Perth	28	36	37	-	-	-	124	111	113
Peterborough	128	92	81	2	-	3	344	327	291
Prescott & Russell	32	34	36	-	2	-	55	62	57
Prince Edward	5	5	2	-	-	-	61	53	48
Rainy River	15	9	20	-	-	-	42	38	46
Renfrew	32	36	28	-	-	-	222	201	223
Simcoe	229	193	242	119	44	34	530	636	617
Stormont, Dundas & Glengarry	54	45	42	-	-	9	232	215	150
Sudbury	313	256	248	1	2	4	454	410	432
Thunder Bay	231	191	203	-	-	-	437	396	427
Timiskaming	13	36	9	-	-	-	57	63	69
Victoria & Haliburton	22	39	34	-	-	-	117	105	64
Waterloo	428	475	428	4	5	2	1013	1028	927
Wellington	109	109	104	-	-	-	289	297	295
York Region	165	146	110	10	10	7	353	429	320

NOTES: * High Court.
** Matrimonial Causes Actions.
(1) Divorce matters in Hamilton-Wentworth are handled by the Unified Family Court. Data is available upon request.

Source: Supreme, County and Surrogate Courts (Monthly Statistical Report) submitted through the Local Registrar's Office

2485A/205A/7

TABLE I.6
SUPREME COURT
ACTIONS COMMENCED

Judicial District County, or District	Specially Endorsed Writs(1)			Mechanics Lien Actions			Total(2)			Motions(3)		
	81/82	82/83	83/84	81/82	82/83	83/84	81/82	82/83	83/84	81/82	82/83	83/84
TOTAL ONTARIO	13497	14004	9093	3963	3521	2513	57062	57229	49271	1593	1619	1599
York	5874	6476	4419	1021	924	675	22784	22874	19595	455	507	472
REMAINDER OF ONTARIO	7623	7528	4674	2942	2597	1838	34278	34355	29676	1138	1112	1127
Algoma	92	110	115	104	169	41	762	818	670	-	-	-
Brant	104	91	51	19	22	21	492	550	515	-	-	-
Bruce	46	70	23	14	6	16	147	232	148	-	-	-
Cochrane	54	46	31	49	31	22	437	415	402	-	-	-
Dufferin	27	36	19	16	7	9	142	140	126	-	-	-
Durham	270	283	168	121	154	91	1494	1611	1218	-	-	-
Elgin	52	78	21	32	8	14	306	328	271	-	-	-
Essex	731	789	404	145	102	64	2601	2654	2252	-	-	-
Frontenac	140	151	60	41	65	27	679	686	537	-	-	-
Grey	53	67	44	52	22	23	271	339	280	-	-	-
Haldimand	20	12	9	10	6	3	114	96	97	-	-	-
Halton	112	158	111	110	91	78	969	1001	953	-	-	-
Hamilton-Wentworth	591	612	475	143	75	89	1405	1390	1370	-	-	-
Hastings	20	30	20	20	16	29	519	511	523	-	-	-
Huron	30	34	19	23	8	9	171	155	137	-	-	-
Kenora	17	11	9	12	13	11	160	174	170	-	-	-
Kent	180	209	68	61	15	22	698	583	445	-	-	-
Lambton	112	110	60	100	91	36	669	683	494	-	-	-
Lanark	27	29	11	9	7	9	171	179	149	-	-	-
Leeds & Grenville	45	37	20	39	15	8	372	342	320	-	-	-
Lennox & Addington	44	5	3	11	22	1	132	98	86	-	-	-
Manitoulin	9	8	2	6	1	2	30	19	18	-	-	-
Middlesex	864	895	591	172	143	63	2555	2610	2206	380	397	409
Muskoka	34	27	30	19	34	28	193	193	204	-	-	-
Niagara North	171	203	114	75	63	59	1065	1163	957	-	-	-
Niagara South	231	205	142	101	78	70	1051	1132	1016	-	-	-
Nipissing	124	95	64	25	32	11	444	425	343	-	-	-
Norfolk	25	34	14	11	14	5	230	233	213	-	-	-
Northumberland	45	34	37	23	14	12	244	268	224	-	-	-
Ottawa-Carleton	672	591	313	198	216	226	3836	3793	3482	758	715	718
Oxford	61	74	45	26	23	9	297	309	293	-	-	-
Parry Sound	19	21	14	11	7	12	91	99	88	-	-	-
Peel	511	540	471	256	295	147	2283	2425	2040	-	-	-
Perth	53	54	37	18	16	10	223	217	197	-	-	-
Peterborough	131	104	48	69	19	28	674	542	451	-	-	-
Prescott & Russell	42	33	23	18	7	5	147	138	121	-	-	-
Prince Edward	12	7	4	6	2	3	84	67	57	-	-	-
Rainy River	5	22	12	15	8	37	77	77	115	-	-	-
Renfrew	36	27	9	25	13	17	315	277	277	-	-	-
Simcoe	360	256	132	112	90	101	1350	1219	1126	-	-	-
Stormont, Dundas & Glengarry	58	41	19	33	21	9	377	322	229	-	-	-
Sudbury	266	266	189	81	50	30	1115	984	903	-	-	-
Thunder Bay	211	180	98	21	24	16	900	199	744	-	-	-
Timiskaming	9	8	7	14	13	12	93	780	97	-	-	-
Victoria & Haliburton	47	31	23	25	21	19	211	128	140	-	-	-
Waterloo	627	587	346	99	106	63	2171	2201	1766	-	-	-
Wellington	130	106	63	70	29	22	598	541	484	-	-	-
York Region	103	111	86	282	313	199	913	1009	722	-	-	-

NOTES: (1) Includes Mortgage and Other Actions.
(2) Includes General Writs and Petitions, Specially Endorsed Writs and Mechanics Lien Actions.
(3) All offices, excluding York, Ottawa, and Middlesex, are reporting all motions filed in the Supreme Court under the motions category on the County Court statistical return.

Source: Supreme, County and Surrogate Courts (Monthly Statistical Report) submitted through the Local Registrar's Office

2485A/205A/8

TABLE I.7
SUPREME COURT
JUDGMENTS AND ORDERS ISSUED

Judicial District County, or District	Judgments: Trials 1981/82	Trials 1982/83	Trials 1983/84	Default(1) 1981/82	Default(1) 1982/83	Default(1) 1983/84	Other 1981/82	Other 1982/83	Other 1983/84
TOTAL ONTARIO	26816	27387	23740	8042	9456	6347	18414	18600	21167
York	8311	7990	4567	3350	3998	3257	7330	7458	10392
REMAINDER OF ONTARIO	18505	19397	19173	4692	5458	3090	11084	11142	10775
Algoma	400	372	444	52	68	80	362	357	385
Brant	329	336	332	65	59	42	282	292	309
Bruce	86	109	109	28	49	13	47	93	99
Cochrane	184	212	216	20	20	16	230	249	197
Dufferin	109	85	61	18	16	16	35	63	56
Durham	802	790	788	154	156	114	634	689	692
Elgin	213	242	198	28	40	13	121	145	187
Essex	929	1655	1917	658	686	318	1016	433	139
Frontenac	402	397	354	92	98	93	311	356	350
Grey	198	200	211	28	25	23	147	208	139
Haldimand	156	118	112	7	9	6	-	4	2
Halton	488	521	520	63	99	63	411	462	418
Hamilton-Wentworth	73	57	57	360	416	278	76	80	68
Hastings	363	373	384	18	21	16	364	380	341
Huron	143	174	117	17	30	11	1	1	40
Kenora	218	251	170	7	3	3	4	-	-
Kent	338	378	328	118	176	58	255	331	292
Lambton	366	401	347	68	71	36	311	323	293
Lanark	199	234	178	18	20	5	3	-	5
Leeds & Grenville	251	214	256	31	15	12	196	218	188
Lennox & Addington	118	121	139	36	9	3	1	-	-
Manitoulin	10	5	13	4	8	-	4	8	10
Middlesex	1241	1106	1072	364	541	335	926	908	918
Muskoka	191	198	195	25	15	19	5	1	31
Niagara North	530	480	469	120	198	88	453	467	439
Niagara South	535	582	488	112	164	96	473	502	530
Nipissing	231	235	240	69	76	48	229	199	215
Norfolk	246	191	151	19	20	17	11	82	141
Northumberland	160	162	131	22	21	10	125	164	141
Ottawa-Carleton	1679	1611	1748	307	434	167	1739	1502	1617
Oxford	181	191	209	37	59	42	148	159	166
Parry Sound	46	43	45	14	13	4	31	29	28
Peel	1590	1866	1944	338	467	336	16	70	19
Perth	220	251	211	38	36	28	-	1	-
Peterborough	24	17	9	79	75	39	319	323	300
Prescott & Russell	107	139	78	21	18	12	3	1	20
Prince Edward	53	47	49	2	5	1	42	46	46
Rainy River	1	3	-	2	9	6	3	1	6
Renfrew	341	392	370	22	16	4	19	5	11
Simcoe	600	733	623	227	182	69	525	701	603
Stormont, Dundas & Glengarry	225	216	196	32	30	14	213	209	207
Sudbury	1087	917	886	163	190	119	-	-	3
Thunder Bay	384	326	392	125	141	81	405	423	394
Timiskaming	148	118	116	5	-	6	2	9	3
Victoria & Haliburton	101	110	113	29	21	20	88	81	112
Waterloo	1661	1625	1580	483	492	222	85	64	60
Wellington	271	295	293	73	73	41	250	288	280
York Region	271	298	314	92	68	47	163	215	275

NOTES: (1) Includes Mortgage and Other Actions.

Source: Supreme, County and Surrogate Courts (Monthly Statistical Report) submitted through the Local Registrar's Office

2485A/205A/9

TABLE I.7
SUPREME COURT
JUDGMENTS AND ORDERS ISSUED

Judicial District County, or District	Orders(1) 1981/82	Orders(1) 1982/83	Orders(1) 1983/84	Total 1981/82	Total 1982/83	Total 1983/84
TOTAL ONTARIO	58109	62184	51526	111381	117627	102780
York	30478	33456	24716	49469	52902	42932
REMAINDER OF ONTARIO	27631	28728	26810	61912	64725	59848
Algoma	938	1112	988	1752	1909	1897
Brant	349	309	340	1025	996	1023
Bruce	60	80	112	221	331	333
Cochrane	307	305	280	741	786	709
Dufferin	205	170	124	367	334	257
Durham	891	1072	960	2481	2707	2554
Elgin	256	269	253	618	696	651
Essex	2249	2617	2398	4852	5391	4772
Frontenac	427	449	335	1232	1300	1132
Grey	269	272	254	642	705	627
Haldimand	70	77	74	233	208	194
Halton	763	854	780	1725	1936	1781
Hamilton-Wentworth	969	1032	1107	1478	1585	1510
Hastings	420	471	415	1165	1245	1156
Huron	210	196	153	371	401	321
Kenora	102	120	90	331	374	263
Kent	461	507	391	1172	1392	1069
Lambton	617	631	545	1362	1426	1221
Lanark	161	135	79	381	389	267
Leeds & Grenville	311	262	254	789	709	710
Lennox & Addington	84	80	29	239	210	171
Manitoulin	21	24	15	39	45	38
Middlesex	2907	3046	2653	5438	5601	4978
Muskoka	148	156	147	369	370	392
Niagara North	755	814	837	1858	1959	1833
Niagara South	899	944	888	2019	2192	2002
Nipissing	390	322	288	919	832	791
Norfolk	209	176	161	485	469	470
Northumberland	168	195	131	475	542	413
Ottawa-Carleton	3497	3217	3285	7222	6764	6817
Oxford	201	224	208	567	633	625
Parry Sound	83	85	90	174	170	167
Peel	1491	1866	1669	3435	4269	3968
Perth	105	79	97	363	367	336
Peterborough	368	305	278	790	720	626
Prescott & Russell	90	105	72	221	263	182
Prince Edward	35	62	49	132	160	145
Rainy River	47	56	59	53	69	71
Renfrew	186	196	237	568	609	622
Simcoe	949	1082	956	2301	2698	2251
Stormont, Dundas & Glengarry	196	157	178	666	612	595
Sudbury	1249	1224	1138	2499	2331	2146
Thunder Bay	692	654	573	1606	1544	1440
Timiskaming	78	55	65	233	182	190
Victoria & Haliburton	226	165	169	444	377	414
Waterloo	1759	1600	1771	3988	3781	3633
Wellington	323	267	261	923	923	875
York Region	440	632	574	948	1213	1210

NOTES: (1) Includes Praecipe and Other Actions.

Source: Supreme, County and Surrogate Courts (Monthly Statistical Report) submitted through the Local Registrar's Office

2485A/205A/10

TABLE I.8
SUPREME COURT
PROVINCIAL SUMMARY REPORT
JURY AND NON-JURY ACTIONS

			Cases Added To Lists			Cases Disposed From Lists						Pending As of March 31		
						Trials			Total(1)					
			1981/82	1982/83	1983/84	1981/82	1982/83	1983/84	1981/82	1982/83	1983/84	1982	1983	1984
Total Jury Actions		Total Ontario	1068	1430	1332	101	138	122	1009	1127	1214	734 (2)	1037	1155
		York	549	658	642	30	39	42	482	428	575	501	731	798
		Remainder of Ont.	519	772	690	71	99	80	527	699	639	233 (2)	306	357
Non-Jury Actions	MV* & Other	Total Ontario	3787	4064	4109	913	938	849	3479	3358	4001	2400	3106	3214
		York	1529	1697	1773	346	339	318	1503	1250	1533	1046	1493	1733
		Remainder of Ont.	2258	2367	2336	567	599	531	1976	2108	2468	1354	1613	1481
	HC** Divorce	Total Ontario	1092	800	698	783	613	457	1061	867	770	520	453	381
		York	663	504	460	416	310	256	629	516	521	379	367	306
		Remainder of Ont.	429	296	238	367	303	201	432	351	249	141	86	75
Total Non-Jury Actions		Total Ontario	4879	4864	4807	1696	1551	1306	4540	4225	4771	2920	3559	3595
		York	2192	2201	2233	762	649	574	2132	1766	2054	1425	1860	2039
		Remainder of Ont.	2687	2663	2574	934	902	732	2408	2459	2717	1495	1699	1556
Total Of All Actions		Total Ontario	5947	6294	6139	1797	1689	1428	5549	5352	5985	3654 (2)	4596	4750
		York	2741	2859	2875	792	688	616	2614	2194	2629	1926	2591	2837
		Remainder of Ont.	3206	3435	3264	1005	1001	812	2935	3158	3356	1728 (2)	2005	1913

NOTES:
- * Motor Vehicle Accident Actions.
- ** High Court.
- (1) Includes cases disposed in the followng manners: Trials, Settled before/during Trial, and Struck off the List.
- (2) Revisions of pending figure by one or more court offices during fiscal year.

Source: Supreme, County and Surrogate Courts (Monthly Statistical Report) submitted through the Local Registrar's Office

2485A/205A/11

TABLE I.9
SUPREME COURT
CIVIL JURY ACTIONS(1)
ACTIVITY SUMMARY

Judicial District County, or District	Cases Added To Lists			Cases Disposed From Lists: Trials			Cases Disposed From Lists: Total(2)			Pending As of March 31		
	1981/82	1982/83	1983/84	1981/82	1982/83	1983/84	1981/82	1982/83	1983/84	1982	1983	1984
TOTAL ONTARIO	1068	1430	1332	101	138	122	1009	1127	1214	734 (3)	1037	1155
York	549	658	642	33	39	42	482	428	575	501	731	798
REMAINDER OF ONTARIO	519	772	690	48	99	80	527	699	639	233 (3)	306	357
Algoma	8	11	15	2	-	5	7	5	13	3	9	11
Brant	4	3	9	-	-	4	5	2	8	-	1	2
Bruce	4	3	1	-	1	1	3	4	3	3	2	-
Cochrane	11	19	33	2	2	3	10	11	18	5	13	28
Dufferin	1	2	8	1	2	-	7	3	4	1	-	4
Durham	19	52	35	4	5	6	22	39	39	6	19	15
Elgin	5	5	1	-	2	-	3	8	-	3	-	1
Essex	50	54	30	2	4	4	48	58	32	25	21	19
Frontenac	7	13	4	-	6	1	7	12	6	1	2	-
Grey	1	2	2	4	-	-	1	1	2	- (3)	1	1
Haldimand	1	1	1	-	1	-	4	1	1	-	-	-
Halton	20	31	23	-	1	-	11	35	23	11	7	7
Hamilton-Wentworth	45	83	79	6	8	1	55	56	61	14	41	59
Hastings	6	7	5	1	3	1	5	10	6	5	2	1
Huron	4	-	2	-	-	-	6	-	1	-	-	1
Kenora	-	2	4	-	-	-	1	1	3	-	1	2
Kent	2	9	6	-	-	2	1	9	6	2	2	2
Lambton	10	22	17	-	1	1	15	14	23	4	12	6
Lanark	-	-	1	-	-	-	-	-	1	-	-	-
Leeds & Grenville	1	5	7	-	1	2	1	5	5	1	1	3
Lennox & Addington	-	-	1	-	-	-	-	-	-	-	-	1
Manitoulin	1	-	1	-	-	-	-	1	1	1	-	-
Middlesex	54	84	80	1	12	5	53	74	74	22	32	38
Muskoka	4	5	5	-	-	-	8	1	2	-	4	7
Niagara North	23	51	37	5	3	3	32	45	38	9	15	14
Niagara South	38	18	31	1	4	3	37	21	40	19	16	7
Nipissing	3	6	8	-	3	1	5	5	7	-	1	2
Norfolk	6	5	5	-	-	3	5	5	6	2	2	1
Northumberland	1	6	3	-	1	-	-	4	5	1	3	1
Ottawa-Carleton	23	32	40	3	16	9	26	28	42	11	15	13
Oxford	1	8	-	1	1	1	5	5	3	-	3	-
Parry Sound	8	3	10	4	1	-	9	5	4	4	2	8
Peel	35	55	31	-	4	3	27	62	24	22	15	22
Perth	5	-	2	-	-	-	7	-	2	-	-	-
Peterborough	17	13	8	2	6	2	15	15	5	5	3	6
Prescott & Russell	-	6	1	-	-	-	-	5	2	-	1	-
Prince Edward	-	1	2	-	-	1	-	-	3	-	1	-
Rainy River	2	1	-	1	-	-	2	1	-	-	-	-
Renfrew	4	2	4	1	1	-	3	3	2	1	-	2
Simcoe	11	30	22	1	1	3	5	22	24	13	21	19
Stormont, Dundas & Glengarry	-	4	3	1	-	-	-	2	3	-	2	2
Sudbury	33	34	29	1	2	3	30	47	20	19	6	15
Thunder Bay	11	23	19	2	-	5	6	24	15	7	6	10
Timiskaming	3	9	10	1	-	-	3	9	5	1	1	6
Victoria & Haliburton	3	6	2	1	2	-	2	5	2	2	3	3
Waterloo	25	32	31	-	4	3	28	27	37	6	11	5
Wellington	2	7	14	-	-	4	4	2	14	-	5	5
York Region	7	7	8	-	1	-	3	7	4	4	4	8

NOTES: (1) Motor Vehicle Accident Actions and Other Actions.
(2) Includes cases disposed in the following manners: Trials, Settled before/during Trial and Struck off the List.
(3) Revision of pending figure by court office during fiscal year.

Source: Supreme, County and Surrogate Courts (Monthly Statistical Report) submitted through the Local Registrar's Office

2485A/205A/12

SUPREME COURT OF ONTARIO

CIVIL JURY ACTIONS

ACTIVITY SUMMARY

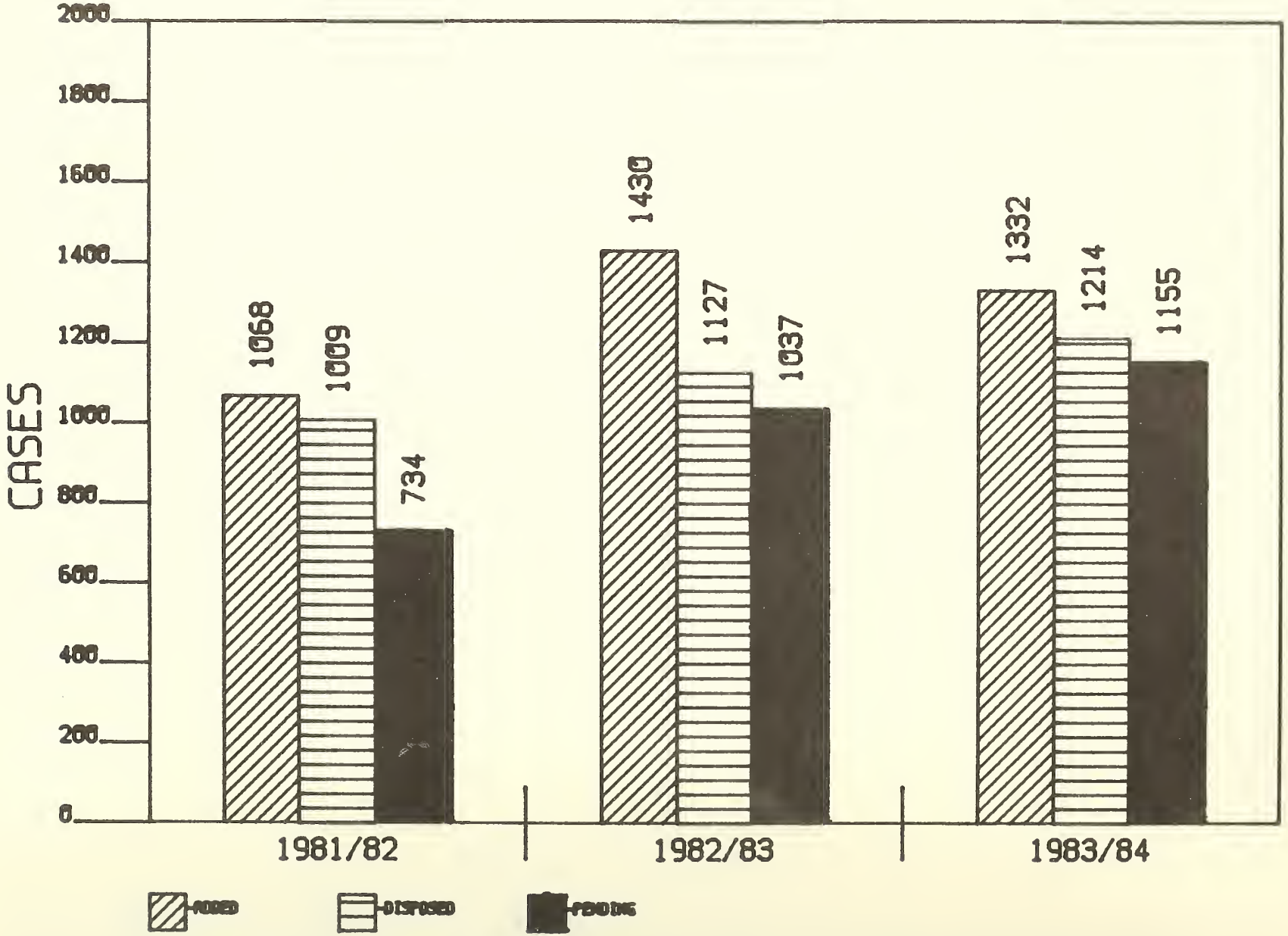

TABLE I.10
SUPREME COURT
CIVIL NON-JURY ACTIONS(1)
ACTIVITY SUMMARY

Judicial District County, or District	Cases Added To Lists			Cases Disposed From Lists: Trials			Cases Disposed From Lists: Total(2)			Pending As of March 31		
	1981/82	1982/83	1983/84	1981/82	1982/83	1983/84	1981/82	1982/83	1983/84	1982	1983	1984
TOTAL ONTARIO	3787	4064	4109	913	938	849	3479	3358	4001	2400	3106	3214
York	1529	1697	1773	346	339	318	1503	1250	1533	1046	1493	1733
REMAINDER OF ONTARIO	2258	2367	2336	567	599	531	1976	2108	2468	1354	1613	1481
Algoma	53	48	65	8	8	8	36	36	45	29	41	61
Brant	21	16	30	4	13	13	28	19	21	7	4	13
Bruce	10	6	8	1	2	1	11	7	10	6	5	3
Cochrane	33	46	37	11	15	11	41	48	40	25	23	20
Dufferin	14	13	10	3	6	5	21	10	14	7	10	6
Durham	67	66	87	11	14	9	57	58	69	26	34	52
Elgin	12	18	17	5	6	9	15	12	17	2	8	8
Essex	266	218	230	50	64	60	196	245	298	226	199	131
Frontenac	29	35	45	7	8	6	21	34	42	10	11	14
Grey	23	18	7	5	-	7	16	22	13	11	7	1
Haldimand	1	1	5	2	1	2	3	1	6	1	1	-
Halton	58	70	56	23	22	15	68	74	58	12	8	6
Hamilton-Wentworth	142	180	170	33	36	40	140	168	158	103	115	127
Hastings	22	23	28	7	5	7	20	23	25	11	11	14
Huron	2	3	10	1	-	2	4	-	7	-	3	6
Kenora	6	5	2	-	1	1	3	7	3	5	3	2
Kent	11	35	34	7	13	4	14	34	27	5	6	13
Lambton	42	56	52	11	15	8	48	42	35	23	37	54
Lanark	5	7	9	1	1	3	5	3	15	3	7	1
Leeds & Grenville	18	24	20	3	6	5	12	21	12	7	10	18
Lennox & Addington	3	3	1	-	-	-	4	4	1	2	1	1
Manitoulin	4	4	-	1	-	-	3	5	1	2	1	-
Middlesex	212	196	194	38	39	32	146	124	313	162	234	115
Muskoka	9	10	13	8	1	1	10	5	10	2	7	10
Niagara North	62	89	62	11	18	12	51	86	81	32	35	16
Niagara South	57	90	54	9	14	26	65	66	89	40	64	29
Nipissing	21	21	24	10	11	10	16	22	23	9	8	9
Norfolk	15	8	17	8	2	3	18	10	12	5	3	8
Northumberland	8	9	29	-	4	3	5	13	25	5	1	5
Ottawa-Carleton	279	302	256	115	91	78	255	240	239	212	274	291
Oxford	15	15	12	2	3	4	14	9	23	8	14	3
Parry Sound	10	7	10	2	3	2	9	6	8	3	4	6
Peel	110	129	108	20	27	14	79	98	84	62	93	117
Perth	16	15	19	3	2	4	15	8	19	5	12	12
Peterborough	39	43	48	24	12	9	34	44	48	18	17	17
Prescott & Russell	10	16	9	5	3	4	10	11	13	5	10	6
Prince Edward	2	2	3	-	-	1	2	3	2	2	1	2
Rainy River	8	2	7	1	2	1	4	5	4	4	1	4
Renfrew	17	17	24	3	7	4	15	14	25	6	9	8
Simcoe	82	66	44	10	21	15	39	84	40	75	57	61
Stormont, Dundas & Glengarry	14	15	14	5	1	7	13	16	12	6	5	7
Sudbury	98	73	104	14	30	20	95	83	103	29	19	20
Thunder Bay	74	58	59	27	7	5	101	60	65	27	25	19
Timiskaming	13	10	12	-	10	2	10	11	10	5	4	6
Victoria & Haliburton	14	11	15	10	1	2	13	10	13	7	8	10
Waterloo	165	181	200	32	38	37	139	145	196	75	111	115
Wellington	44	40	43	10	7	14	35	34	58	20	26	11
York Region	22	47	33	6	9	5	17	28	36	7	26	23

NOTES: (1) Motor Vehicle Accident Actions and Other Actions except H.C. Divorce.
(2) Includes cases disposed in the following manners: Trials, Settled before/during Trial and Struck off the List.

Source: Supreme, County and Surrogate Courts (Monthly Statistical Report) submitted through the Local Registrar's Office

2485A/205A/13

SUPREME COURT OF ONTARIO

CIVIL NON-JURY ACTIONS

ACTIVITY SUMMARY

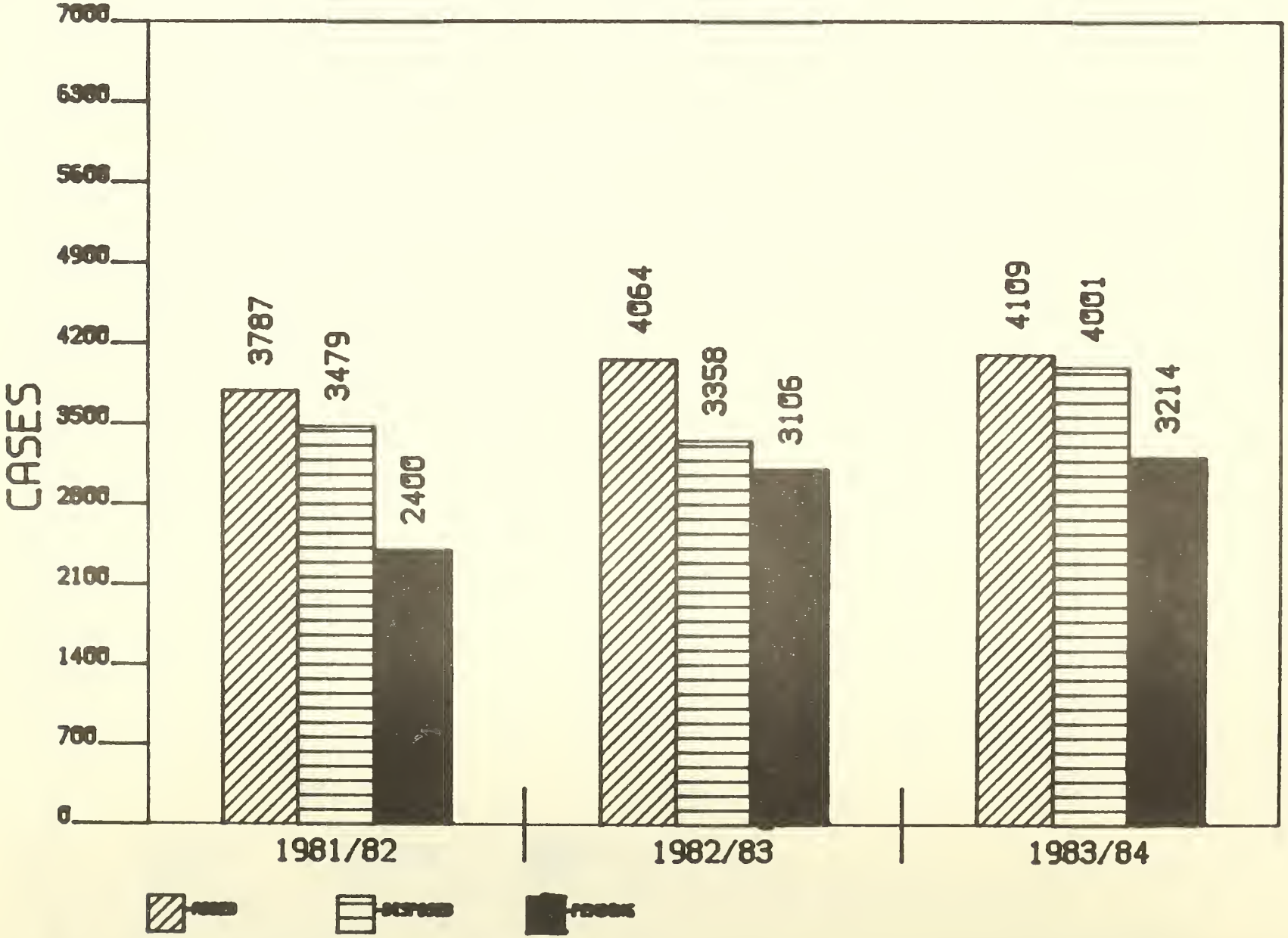

NOTE: EXCLUDES HIGH COURT DIVORCE

TABLE I.11
SUPREME COURT
HIGH COURT DIVORCE ACTIONS
ACTIVITY SUMMARY

Judicial District County, or District	Cases Added To Lists			Cases Disposed From Lists: Trials			Cases Disposed From Lists: Total (1)			Pending As of March 31		
	1981/82	1982/83	1983/84	1981/82	1982/83	1983/84	1981/82	1982/83	1983/84	1982	1983	1984
TOTAL ONTARIO	1092	800	698	783	613	457	1061	867	770	520	453	381
York	663	504	460	416	310	256	629	516	521	379	367	306
REMAINDER OF ONTARIO	429	296	238	367	303	201	432	351	249	141	86	75
Algoma	4	2	2	2	3	1	2	4	1	2	-	1
Brant	-	-	1	-	-	1	-	-	1	-	-	-
Bruce	3	-	1	1	1	1	2	1	1	1	-	-
Cochrane	-	-	-	-	-	-	-	-	-	-	-	-
Dufferin	-	-	-	-	-	-	-	-	-	-	-	-
Durham	10	6	6	9	3	4	11	3	5	-	3	4
Elgin	-	-	-	1	-	-	1	-	-	-	-	-
Essex	169	104	93	140	125	94	151	134	106	67	37	24
Frontenac	3	-	-	1	-	-	3	-	-	-	-	-
Grey	2	-	-	2	-	-	2	-	-	-	-	-
Haldimand	1	1	1	1	-	1	1	-	2	-	1	-
Halton	19	11	11	19	10	10	21	10	12	1	2	1
Hamilton-Wentworth (2)	-	-	-	-	-	-	-	-	-	-	-	-
Hastings	-	-	-	-	-	-	-	-	-	-	-	-
Huron	-	-	1	-	-	1	-	-	1	-	-	-
Kenora	-	2	-	-	2	-	-	2	-	-	-	-
Kent	2	1	1	1	2	-	3	2	-	1	-	1
Lambton	-	-	-	1	-	-	2	-	-	-	-	-
Lanark	-	-	-	-	-	-	-	-	-	-	-	-
Leeds & Grenville	1	1	-	1	-	-	1	-	-	-	1	1
Lennox & Addington	1	-	-	-	-	-	1	-	-	-	-	-
Manitoulin	-	-	-	-	-	-	-	-	-	-	-	-
Middlesex	1	4	2	4	-	2	4	1	6	1	4	-
Muskoka	2	1	1	1	-	-	2	1	1	-	-	-
Niagara North	2	3	-	1	2	-	2	2	1	-	1	-
Niagara South	3	1	-	3	-	-	3	4	-	3	-	-
Nipissing	-	-	-	-	-	-	-	-	-	-	-	-
Norfolk	-	1	-	-	-	-	-	1	-	-	-	-
Northumberland	1	-	1	-	1	1	-	1	1	1	-	-
Ottawa-Carleton	48	53	41	53	56	32	60	62	36	15	6	11
Oxford	-	1	-	-	-	-	1	1	-	-	-	-
Parry Sound	-	-	1	-	-	1	-	-	1	-	-	-
Peel	34	27	21	34	17	16	41	25	20	5	7	8
Perth	1	2	1	-	1	-	2	1	1	-	1	1
Peterborough	1	-	2	1	-	-	1	-	-	-	-	2
Prescott & Russell	-	-	-	-	-	-	-	-	-	-	-	-
Prince Edward	-	-	-	-	-	-	-	-	-	-	-	-
Rainy River	-	-	-	-	-	-	-	-	-	-	-	-
Renfrew	-	-	-	-	-	-	-	-	-	-	-	-
Simcoe	101	58	23	71	67	16	93	80	29	40	18	12
Stormont, Dundas & Glengarry	1	-	-	1	-	-	1	-	-	-	-	-
Sudbury	1	5	8	1	4	8	1	5	8	-	-	-
Thunder Bay	1	-	-	1	-	-	1	-	-	-	-	-
Timiskaming	-	-	-	-	-	-	-	-	-	-	-	-
Victoria & Haliburton	1	-	-	1	-	-	1	-	-	-	-	-
Waterloo	5	1	2	5	1	-	5	2	1	1	-	1
Wellington	3	2	3	6	2	1	6	3	1	1	-	2
York Region	8	9	15	5	6	11	7	6	14	2	5	6

NOTES: (1) Includes cases disposed in the following manners: Trials, Settled before/during Trial and Struck off the List.
(2) Divorce matters are heard in the Unified Family Court. Information available upon request.

Source: Supreme, County and Surrogate Courts (Monthly Statistical Report) submitted through the Local Registrar's Office

2485A/205A/14

SUPREME COURT OF ONTARIO

HIGH COURT DIVORCE ACTIONS

ACTIVITY SUMMARY

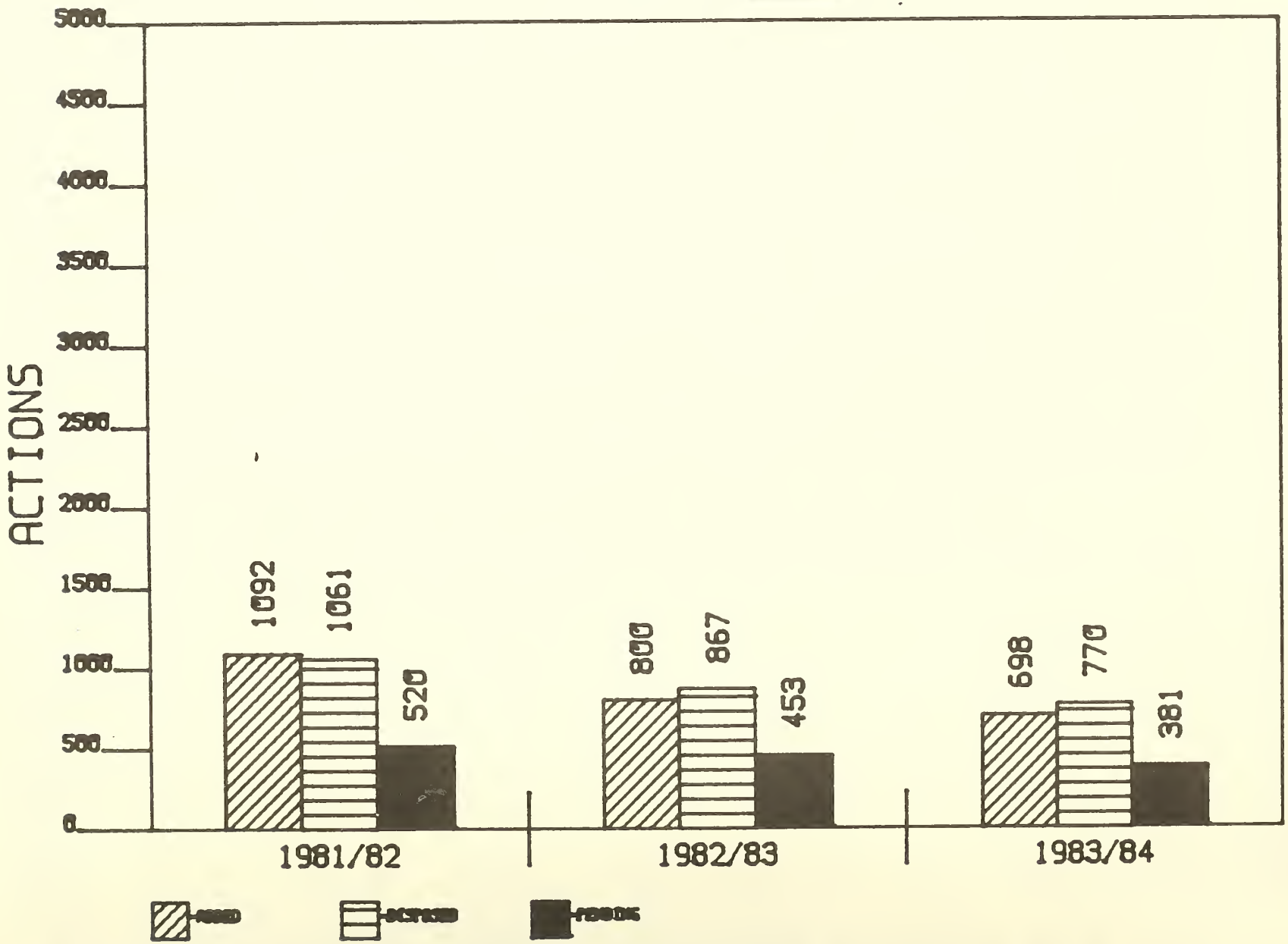

TABLE I.12
SUPREME COURT
TAXATIONS

Judicial District County, or District	Solicitor-Client Taxations						Party + Party Taxations					
	Appointments Made			Appointments Held			Appointments Made			Appointments Held		
	81/82	82/83	83/84	81/82	82/83	83/84	81/82	82/83	83/84	81/82	82/83	83/84
TOTAL ONTARIO	..	..	..	..	..	..	..	..	..	..	..	..
York	..	..	..	..	..	..	..	..	..	..	..	..
REMAINDER OF ONTARIO	5636	5326	3956	4239	3763	2628	1658	1801	1769	1624	1748	1686
Algoma	272	336	254	245	292	252	16	47	12	30	43	29
Brant	85	65	58	62	52	38	8	4	8	6	3	5
Bruce	31	48	68	16	23	17	9	9	9	8	9	9
Cochrane	25	30	14	15	22	11	6	11	5	3	5	3
Dufferin	69	58	14	59	39	6	10	5	3	13	4	3
Durham	78	150	74	37	101	63	22	40	25	16	23	19
Elgin	47	48	55	23	33	46	29	28	24	17	19	18
Essex	291	344	248	236	59	24	212	187	94	212	187	94
Frontenac	69	65	58	45	33	26	5	22	12	4	18	9
Grey	101	52	57	97	30	41	8	14	4	6	12	4
Haldimand	3	7	3	3	7	3	3	2	3	3	2	3
Halton	150	225	168	125	200	141	97	135	139	90	116	129
Hamilton-Wentworth	440	317	236	348	237	159	78	106	86	62	90	81
Hastings	84	87	41	69	55	23	50	25	13	45	23	7
Huron	102	108	77	73	90	55	3	4	6	2	4	5
Kenora	5	14	14	4	9	4	5	4	-	3	3	-
Kent	27	23	25	24	20	19	13	31	15	13	29	13
Lambton	148	104	98	98	100	73	43	18	19	28	13	16
Lanark	42	48	12	42	32	8	-	3	4	-	3	3
Leeds & Grenville	14	17	19	10	8	11	46	24	29	46	24	24
Lennox & Addington	-	3	-	-	1	-	3	1	1	2	1	1
Manitoulin	3	5	-	2	3	-	6	7	1	4	7	1
Middlesex (1)	1070	586	..	833	474	..	204	243	254	204	243	254
Muskoka	43	76	42	26	28	25	4	-	6	6	-	2
Niagara North	439	355	290	277	204	157	17	22	31	13	8	23
Niagara South	216	231	232	152	156	162	50	50	207	68	73	149
Nipissing	20	7	36	19	7	33	14	123	157	14	123	157
Norfolk	26	37	10	13	25	7	73	31	31	72	29	30
Northumberland	6	9	7	7	8	3	3	1	3	2	2	2
Ottawa-Carleton	472	464	437	261	303	290	106	106	146	184	190	226
Oxford	35	26	26	22	18	15	6	4	8	8	4	7
Parry Sound	3	8	7	3	5	7	7	4	8	5	3	7
Peel	143	237	216	90	161	157	53	43	44	36	35	22
Perth	8	4	7	9	3	5	5	9	5	5	7	4
Peterborough	36	35	14	30	33	13	6	7	7	6	7	7
Prescott & Russell	14	16	16	12	11	10	1	-	1	1	-	1
Prince Edward	1	3	1	1	2	1	-	1	2	-	1	2
Rainy River	17	22	11	17	21	5	2	9	3	2	8	3
Renfrew	55	50	99	24	30	49	6	-	1	6	-	1
Simcoe	123	124	127	123	103	67	49	4	42	50	4	37
Stormont, Dundas & Glengarry	10	9	57	11	7	23	25	26	16	25	26	16
Sudbury	398	348	306	353	315	278	36	35	24	35	34	23
Thunder Bay	82	112	127	69	90	88	211	192	145	173	159	125
Timiskaming	-	1	-	-	1	-	2	2	1	2	2	1
Victoria & Haliburton	33	9	13	26	9	13	9	5	5	9	5	5
Waterloo	211	308	222	161	231	171	66	142	87	59	131	77
Wellington	42	53	35	27	33	19	28	12	13	23	11	9
York Region	47	42	25	40	39	10	3	3	10	3	5	10

NOTES: (1) Solicitor-Client Taxations are now handled by the Master in Middlesex County.

Source: Supreme, County and Surrogate Courts (Monthly Statistical Report) submitted through the Local Registrar's Office.

2485A/205A/15

TABLE I.13
SUPREME COURT
EXAMINATIONS FOR DISCOVERY

Judicial District County, or District	Appointments Made 1981/82	Appointments Made 1982/83	Appointments Made 1983/84	Appointments Held 1981/82	Appointments Held 1982/83	Appointments Held 1983/84
TOTAL ONTARIO	..	..	..	..	..	..
York	..	..	..	..	..	..
REMAINDER OF ONTARIO	15086	15904	15497	10290	10858	10479
Algoma	1032	821	588	760	563	500
Brant	322	355	359	215	230	235
Bruce	109	136	115	70	93	67
Cochrane	-	-	3	-	-	11
Dufferin	166	205	133	101	154	86
Durham	697	865	764	580	616	604
Elgin	239	244	250	146	166	155
Essex	150	96	112	90	43	54
Frontenac	570	597	493	348	391	332
Grey	143	148	122	101	100	78
Haldimand	70	55	58	62	40	50
Halton	647	694	695	417	452	423
Hamilton-Wentworth	-	-	-	-	-	-
Hastings	152	302	230	145	202	155
Huron	89	112	97	54	60	59
Kenora	50	118	86	36	82	64
Kent	325	331	285	159	188	165
Lambton	391	394	340	224	263	215
Lanark	63	97	95	45	95	85
Leeds & Grenville	224	275	341	183	157	187
Lennox & Addington	41	36	32	39	27	18
Manitoulin	5	10	16	5	6	14
Middlesex	1602	1938	2049	1248	1392	1413
Muskoka	104	121	113	65	92	72
Niagara North	-	-	-	-	-	-
Niagara South	596	645	618	374	423	350
Nipissing	206	207	189	180	155	156
Norfolk	158	176	162	118	129	102
Northumberland	128	106	91	79	67	67
Ottawa-Carleton	-	-	-	-	-	-
Oxford	185	205	180	128	122	111
Parry Sound	68	73	138	40	55	67
Peel	1255	1242	1489	670	806	964
Perth	92	93	133	57	58	82
Peterborough	469	465	367	353	343	287
Prescott & Russell	27	77	67	29	63	43
Prince Edward	46	37	24	46	35	23
Rainy River	27	33	31	27	29	27
Renfrew	117	132	120	76	91	85
Simcoe	667	527	664	389	352	400
Stormont, Dundas & Glengarry	235	255	213	203	189	146
Sudbury	566	560	548	433	422	427
Thunder Bay	738	730	653	381	330	362
Timiskaming	127	84	103	104	64	93
Victoria & Haliburton	126	123	120	68	63	69
Waterloo	1196	1359	1197	889	1024	1007
Wellington	534	504	473	352	327	330
York Region	332	321	541	201	299	239

NOTES:

Source: Supreme, County and Surrogate Courts (Monthly Statistical Report) submitted through the Local Registrar's Office

2485A/205A/16

PART II

COUNTY OR DISTRICT COURT

TABLE II.1
COUNTY OR DISTRICT COURT
COUNTY COURT JUDGES' CRIMINAL COURT
ACTIVITY SUMMARY

Judicial District County, or District	Cases Added (1)			Cases Disposed			Pending as of March 31(2)		
	1981/82	1982/83	1983/84	1981/82	1982/83	1983/84	1982	1983	1984
TOTAL ONTARIO	5425	6311	6111	5262	6405	5967	1401	1261	1465
York	2539	3107	2365	2469	3182	2366	364	289	288
REMAINDER OF ONTARIO	2886	3204	3746	2793	3223	3601	1037	972	1177
Algoma	187	237	274	187	260	302	142	117	105
Brant	31	34	37	27	38	40	11	11	8
Bruce	23	24	25	15	18	26	10	16	15
Cochrane	94	132	91	85	110	86	28	50	53
Dufferin	14	13	11	14	8	14	-	4	1
Durham	532	399	342	508	411	355	93	68	65
Elgin	57	44	62	84	30	74	11	24	9
Essex	72	199	141	50	179	160	58	75	51
Frontenac	41	66	67	41	72	61	10	5	19
Grey	47	72	75	37	65	53	23	30	52
Haldimand	-	2	2	2	-	4	-	2	-
Halton	49	53	56	32	47	53	30	36	39
Hamilton-Wentworth	112	95	141	105	114	96	53	34	79
Hastings	59	51	107	57	54	95	16	17	35
Huron	1	1	3	1	-	3	-	1	1
Kenora	36	26	26	56	32	30	12	5	5
Kent	77	23	42	43	59	45	43	6	2
Lambton	18	24	34	27	18	35	5	11	9
Lanark	10	4	7	7	5	6	4	2	2
Leeds & Grenville	36	46	71	37	42	64	7	11	20
Lennox & Addington	14	10	22	10	12	22	5	1	1
Manitoulin (3)	#	#	#	#	#	#	#	#	#
Middlesex	87	141	246	91	144	265	7	8	13
Muskoka	23	20	16	24	21	21	10	8	4
Niagara North	25	23	33	22	26	34	12	10	12
Niagara South	6	11	17	8	9	16	2	3	5
Nipissing	107	35	41	88	69	41	49	15	15
Norfolk	10	9	18	10	12	16	3	-	2
Northumberland	24	10	14	21	12	14	3	1	1
Ottawa-Carleton	149	168	270	166	174	260	26	20	34
Oxford	25	21	22	22	20	24	9	10	8
Parry Sound	28	14	8	24	21	14	16	7	3
Peel	192	229	445	183	217	370	48	66	147
Perth	16	17	15	13	35	11	20	2	6
Peterborough	1	8	6	4	6	7	1	3	2
Prescott & Russell	17	25	29	13	21	31	6	10	7
Prince Edward	11	11	15	10	12	14	3	2	3
Rainy River	10	0	-					-	-
Renfrew	36	79	55	37	91				
Simcoe	72	73	101	67	54	103	21	40	38
Stormont, Dundas & Glengarry	8	9	13	6	14	9	5	-	5
Sudbury	98	97	158	96	88	128	46	50	72
Thunder Bay	182	272	271	188	233	227	64	103	139
Timiskaming	28	32	42	25	34	28	13	11	24
Victoria & Haliburton	15	23	15	18	17	18	2	8	5
Waterloo	67	94	84	78	100	92	31	25	17
Wellington	131	154	146	124	152	156	26	29	22
York Region (4)	-	65	..	2	54	..	22	..	..

NOTES:
(1) Includes new committals and re-elections from General Sessions of the Peace.
(2) The pending for some locations cannot be obtained arithmetically due to revisions by court offices during fiscal year.
(3) Data included with Sudbury.
(4) Data incomplete.

Source: County/District Court (Criminal) Monthly Statistical Report

2485A/205A/17

TABLE II.2
COUNTY OR DISTRICT COURT
GENERAL SESSIONS OF THE PEACE
ACTIVITY SUMMARY

Judicial District County, or District	Cases Added			Cases Disposed (1)			Pending as of March 31(2)		
	1981/82	1982/83	1983/84	1981/82	1982/83	1983/84	1982	1983	1984
TOTAL ONTARIO	5209	5315	6134	4858	5647	5414	3712	3278	4011
York	2279	2292	2560	2193	2732	2159	1827	1387	1788
REMAINDER OF ONTARIO	2930	3023	3574	2665	2915	3255	1885	1891	2223
Algoma	11	8	37	15	13	31	3	3	12
Brant	49	39	32	38	44	31	30	24	23
Bruce	12	9	21	3	17	2	9	1	20
Cochrane	37	38	32	31	21	30	18	31	37
Dufferin	13	7	11	9	13	5	10	4	10
Durham	284	285	269	320	278	241	100	128	189
Elgin	9	25	15	12	4	34	-	23	1
Essex	236	303	355	226	273	368	231	257	249
Frontenac	136	51	66	43	68	65	39	22	21
Grey	8	16	21	6	6	23	6	16	14
Haldimand	3	2	13	7	-	9	-	2	6
Halton	94	108	93	82	80	109	66	89	73
Hamilton-Wentworth	451	422	514	382	474	441	262	210	283
Hastings	81	86	91	89	65	77	23	46	61
Huron	4	-	4	2	2	3	4	4	5
Kenora	18	20	11	24	13	12	5	12	11
Kent	16	22	20	14	21	21	11	13	12
Lambton	21	27	17	30	33	23	13	7	1
Lanark	12	10	8	17	10	12	4	5	3
Leeds & Grenville	14	15	17	15	13	22	7	9	4
Lennox & Addington	10	12	12	11	12	14	5	5	4
Manitoulin (3)	#	#	#	#	#	#	#	#	#
Middlesex	144	174	274	143	184	252	28	24	49
Muskoka	9	10	16	8	2	23	2	10	3
Niagara North	48	27	51	31	46	36	30	16	32
Niagara South	57	79	82	51	55	82	25	44	49
Nipissing	42	43	60	48	29	54	21	35	41
Norfolk	11	15	16	11	12	17	2	5	4
Northumberland	15	23	12	22	23	13	7	7	5
Ottawa-Carleton	295	272	363	213	282	326	215	189	241
Oxford	26	7	12	20	20	10	14	1	3
Parry Sound	6	10	10	13	8	11	2	6	4
Peel	333	291	521	284	283	386	310	320	420
Perth	4	5	16	4	1	13	1	5	8
Peterborough	33	16	25	32	25	20	16	7	12
Prescott & Russell	18	21	29	11	29	28	16	9	11
Prince Edward	11	6	6	6	10	6	6	2	2
Rainy River	3	3	3	3	3	2	-	-	1
Renfrew	14	7	17	17	9	16	7	5	5
Simcoe	109	132	117	77	58	109	79	153	153
Stormont, Dundas & Glengarry	18	18	13	12	18	12	11	11	12
Sudbury	88	77	65	92	72	63	47	50	45
Thunder Bay	42	54	36	35	52	35	19	21	22
Timiskaming	6	3	4	13	3	4	1	1	1
Victoria & Haliburton	24	24	26	22	28	26	18	14	14
Waterloo	81	85	101	87	109	102	66	42	41
Wellington	38	24	40	32	41	36	20	3	6
York Region (4)	1	92	..	2	53	..	76	..	..

NOTES:
(1) Also includes cases which have re-elected to County Court Judges' Criminal Court.
(2) The pending for some locations cannot be obtained arithmetically due to revisions by court offices during fiscal year.
(3) Data included with Sudbury.
(4) Data incomplete.

Source: County/District Court (Criminal) Monthly Statistical Report

2485A/205A/18

TABLE II.3
COUNTY OR DISTRICT COURT
SUMMARY CONVICTION APPEALS
ACTIVITY SUMMARY

Judicial District County, or District	Cases Added To Lists			Cases Disposed From Lists						Pending As of March 31		
				Heard			Total(1)					
	1981/82	1982/83	1983/84	1981/82	1982/83	1983/84	1981/82	1982/83	1983/84	1982	1983	1984
TOTAL ONTARIO	2621	2577	2531	2585	2226	2146	3026	2701	2557	1366	1242	1216
York	1017	1022	921	1129	884	866	1281	1056	1011	593	559	469
REMAINDER OF ONTARIO	1604	1555	1610	1456	1342	1280	1745	1645	1546	773	683	747
Algoma	34	32	44	39	33	41	43	34	45	21	19	18
Brant	21	13	17	16	9	8	24	11	11	12	14	20
Bruce	8	13	19	8	12	9	9	13	13	5	5	11
Cochrane	52	51	42	33	68	40	41	74	43	32	9	8
Dufferin	2	7	9	2	5	7	2	6	7	-	1	3
Durham	94	72	85	95	62	72	110	64	77	36	44	52
Elgin	9	8	13	9	5	10	12	8	12	2	2	3
Essex	90	96	79	66	89	62	83	107	77	41	30	32
Frontenac	15	18	14	18	11	12	19	14	13	4	8	9
Grey	24	20	18	19	11	11	26	19	15	8	9	12
Haldimand	4	4	5	1	4	6	1	6	6	3	1	-
Halton	59	56	43	67	45	34	75	66	44	39	29	28
Hamilton-Wentworth	95	106	77	193	106	90	206	107	94	65	64	47
Hastings	46	29	36	32	18	29	44	22	35	7	14	15
Huron	6	10	7	5	7	6	5	7	7	1	4	4
Kenora	12	20	14	6	18	13	13	20	17	7	7	4
Kent	21	16	21	29	18	21	31	20	22	7	3	2
Lambton	28	28	39	12	30	24	18	39	35	17	6	10
Lanark	2	7	4	4	6	4	4	8	4	1	-	-
Leeds & Grenville	27	21	17	23	11	10	29	20	17	3	4	4
Lennox & Addington	8	7	2	6	4	1	7	7	2	1	1	1
Manitoulin	2	4	6	5	-	6	5	-	7	1	5	4
Middlesex	66	76	65	65	37	55	74	52	77	10	34	22
Muskoka	24	11	9	13	9	10	23	12	10	2	1	-
Niagara North	30	29	38	34	36	23	45	41	32	36	24	30
Niagara South	27	30	37	21	20	26	28	31	33	18	17	21
Nipissing	48	23	20	42	30	21	58	33	23	23	13	10
Norfolk	9	12	8	9	9	7	9	11	10	3	4	2
Northumberland	4	9	12	7	4	6	9	7	6	-	2	8
Ottawa-Carleton	117	95	70	38	129	74	47	141	95	81	35	10
Oxford	15	18	20	10	15	11	14	18	16	8	8	12
Parry Sound	9	6	8	19	7	12	19	9	12	8	5	1
Peel	124	107	137	116	70	88	150	114	117	53	46	66
Perth	3	5	4	3	2	3	3	4	5	1	2	1
Peterborough	12	17	30	10	16	14	15	29	24	23	11	17
Prescott & Russell	4	6	9	2	6	9	4	6	9	-	-	-
Prince Edward	8	5	4	4	8	3	4	8	3	5	2	3
Rainy River	3	4	1	2	2	2	3	3	2	-	1	-
Renfrew	18	11	23	16	19	20	16	20	22	11	2	3
Simcoe	94	89	87	94	76	74	100	86	76	25	28	39
Stormont, Dundas & Glengarry	9	14	20	8	8	14	10	17	14	3	-	6
Sudbury	44	32	52	28	28	39	39	42	41	15	5	16
Thunder Bay	35	31	22	35	33	20	36	33	21	2	5	1
Timiskaming	8	7	15	11	4	9	14	6	14	4	-	6
Victoria & Haliburton	15	16	19	13	15	18	14	17	19	12	11	11
Waterloo	59	60	44	54	71	36	65	81	47	39	18	15
Wellington	51	59	93	47	56	77	57	60	87	11	10	16
York Region	109	145	152	67	60	93	82	92	128	67	120	144

NOTES: (1) Includes cases heard and abandoned.

Source: Supreme, County and Surrogate Courts (Monthly Statistical Report) submitted through the Local Regsistrar's Office

2485A/205A/19

COUNTY OR DISTRICT COURT

SUMMARY CONVICTION APPEALS

ACTIVITY SUMMARY

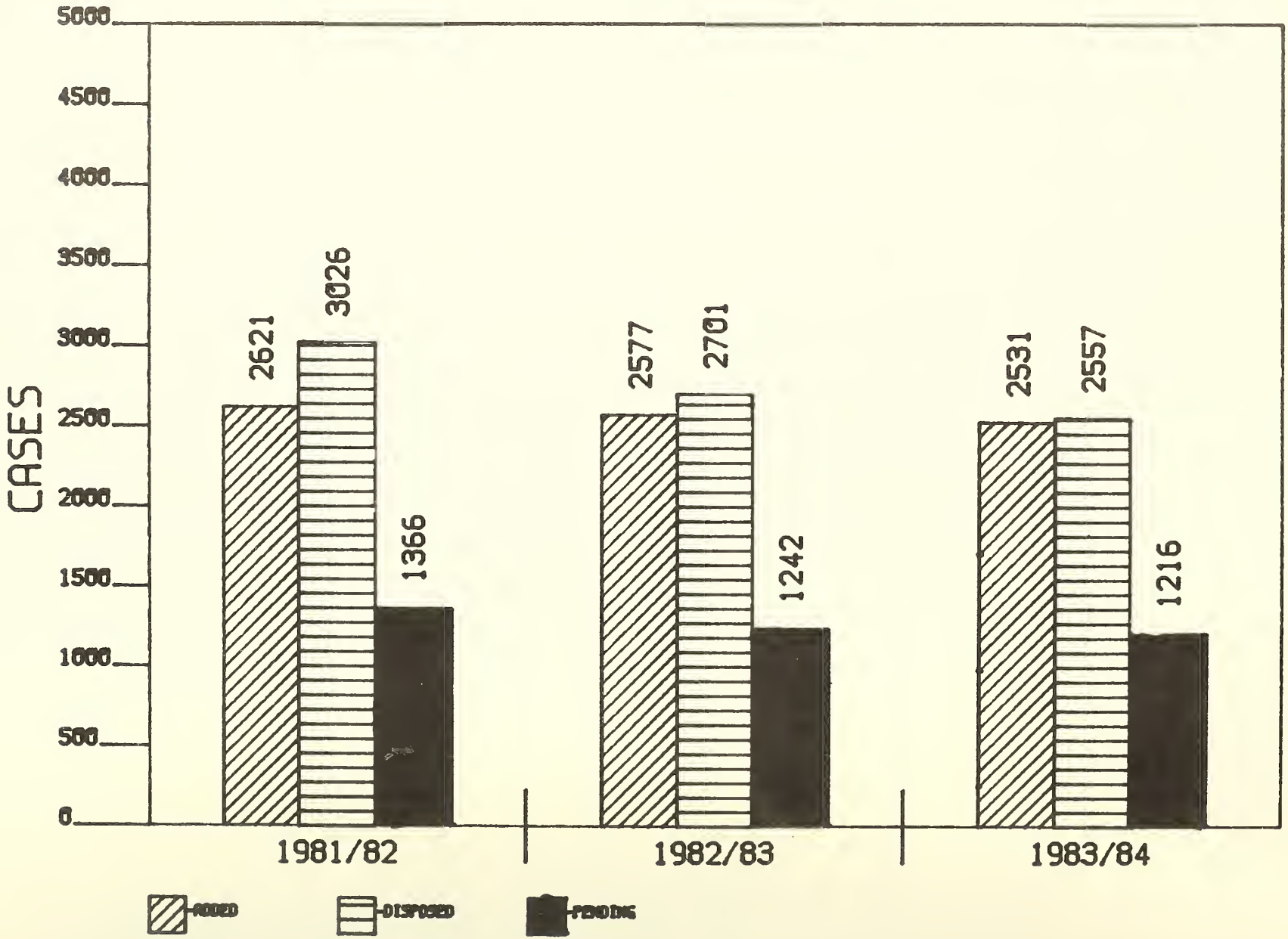

TABLE II.4
COUNTY OR DISTRICT COURT
ACTIONS COMMENCED

Judicial District County, or District	General Writs(1)			Specially Endorsed Writs(2)			Total			Motions(3)		
	81/82	82/83	83/84	81/82	82/83	83/84	81/82	82/83	83/84	81/82	82/83	83/84
TOTAL ONTARIO	26856	29986	29268	33910	35375	27082	60766	65361	56350	40017	49115	46766
York	10358	12076	12232	12341	14870	11295	22699	26946	23527	13853	15679	16465
REMAINDER OF ONTARIO	16498	17910	17036	21569	20505	15787	38067	38415	32823	26164	33436	30301
Algoma	329	363	339	500	513	387	829	876	726	588	701	577
Brant	336	470	309	386	396	270	722	866	579	74	380	45
Bruce	59	69	75	117	114	79	176	183	154	65	56	103
Cochrane	149	187	196	269	259	196	418	446	392	403	355	322
Dufferin	64	87	75	100	92	55	164	179	130	49	67	77
Durham	589	574	458	645	660	479	1234	1234	937	2493	3794	2901
Elgin	107	111	106	163	156	94	270	267	200	189	237	159
Essex	1231	1203	1216	1568	1467	837	2799	2670	2053	1227	1457	1652
Frontenac	231	265	247	418	327	218	649	592	465	1070	1593	1593
Grey	131	101	90	259	207	137	390	308	227	157	122	121
Haldimand	81	75	97	65	63	51	146	138	148	54	56	63
Halton	561	551	540	514	501	377	1075	1052	917	298	610	657
Hamilton-Wentworth	2032	2068	1897	1658	1746	1528	3690	3814	3425	1756	1690	1550
Hastings	319	269	239	393	330	191	712	599	430	379	535	574
Huron	80	115	105	218	165	107	298	280	212	100	100	81
Kenora	79	105	87	224	215	215	303	320	302	117	63	98
Kent	215	259	250	415	299	194	630	558	444	258	236	297
Lambton	299	332	417	340	313	248	639	645	665	449	1715	1003
Lanark	49	55	39	117	111	73	166	166	112	244	187	149
Leeds & Grenville	124	105	116	244	166	131	368	271	247	886	793	801
Lennox & Addington	40	44	39	50	38	29	90	82	68	206	222	183
Manitoulin	10	6	4	10	10	12	20	18	16	20	26	33
Middlesex	1294	1580	1439	1691	1612	1172	2985	3192	2611	4721	5449	5061
Muskoka	38	69	59	121	132	100	159	201	159	177	212	182
Niagara North	633	773	610	600	549	417	1233	1322	1027	1287	1286	1251
Niagara South	553	492	614	485	552	379	1038	1044	993	1349	1313	1454
Nipissing	180	201	191	308	286	228	488	487	419	193	876	1334
Norfolk	77	114	138	162	163	122	239	277	260	89	122	126
Northumberland	72	95	74	132	121	101	204	216	175	95	94	95
Ottawa-Carleton	1542	1651	1703	2062	1824	1698	3604	3475	3401	609	665	870
Oxford	82	98	104	213	195	136	295	293	240	88	102	87
Parry Sound	51	76	45	54	72	39	105	148	84	125	153	120
Peel	976	1240	1221	1287	1490	1353	2263	2730	2574	613	2024	709
Perth	53	67	70	206	203	133	254	270	203	29	39	75
Peterborough	258	280	259	332	340	246	590	620	505	213	210	330
Prescott & Russell	194	124	119	146	107	94	340	231	213	517	540	555
Prince Edward	32	26	18	60	52	30	92	78	48	42	64	57
Rainy River	44	43	31	93	98	55	137	141	86	49	33	42
Renfrew	192	139	136	220	171	114	412	310	250	147	157	131
Simcoe	451	553	503	679	623	498	1130	1176	1001	1766	1990	1812
Stormont, Dundas & Glengarry	155	170	159	339	268	180	494	438	339	89	111	137
Sudbury	572	615	613	885	731	538	1457	1346	1151	870	645	392
Thunder Bay	425	450	408	655	603	486	1080	1053	894	618	536	581
Timiskaming	98	119	148	142	123	103	240	242	251	61	70	66
Victoria & Haliburton	56	73	76	108	143	82	164	216	158	126	99	127
Waterloo	761	847	795	1141	1142	979	1902	1989	1774	266	500	471
Wellington	232	234	243	400	346	209	632	580	452	783	910	797
York Region	362	365	319	375	411	387	737	776	706	160	221	400

NOTES: (1) Includes Motor Vehicle Accident Actions and Other Actions.
(2) Includes Mortgage and Other Actions.
(3) All offices, excluding York, Ottawa and Middlesex report Supreme Court and County Court motions as one figure.

Source: Supreme, County and Surrogate Courts (Monthly Statistical Report) submitted through the Local Registrar's Office

2485A/205A/20

TABLE II.5
COUNTY OR DISTRICT COURT
JUDGMENTS AND ORDERS ISSUED

Judicial District County, or District	Judgments: Trials 1981/82	Trials 1982/83	Trials 1983/84	Default(1) 1981/82	Default(1) 1982/83	Default(1) 1983/84	Other 1981/82	Other 1982/83	Other 1983/84
TOTAL ONTARIO	3885	4240	3941	22654	24638	18912	10394	11010	11146
York	821	800	830	7870	9891	7610	6388	7223	7194
REMAINDER OF ONTARIO	3064	3440	3111	14784	14747	11302	4006	3787	3952
Algoma	51	44	66	355	359	292	29	49	52
Brant	32	27	42	281	267	154	171	182	120
Bruce	25	16	21	88	81	52	4	6	8
Cochrane	9	14	27	94	171	124	115	49	25
Dufferin	8	17	12	67	59	38	14	19	23
Durham	124	88	124	440	438	319	128	71	112
Elgin	42	30	24	114	109	60	39	43	32
Essex	154	242	162	1267	1209	634	216	226	519
Frontenac	44	34	35	344	349	256	30	53	39
Grey	16	-	13	147	130	74	29	45	33
Haldimand	11	9	5	39	59	34	6	5	2
Halton	63	60	77	307	320	220	30	163	172
Hamilton-Wentworth	135	133	159	1595	1526	1503	240	274	218
Hastings	37	37	33	253	282	125	72	49	37
Huron	20	29	24	153	118	77	10	19	13
Kenora	22	21	13	167	171	144	2	12	16
Kent	59	63	70	297	273	128	3	-	4
Lambton	64	93	95	210	221	144	27	25	24
Lanark	9	7	14	86	79	60	14	17	10
Leeds & Grenville	31	21	25	160	113	84	37	14	12
Lennox & Addington	8	7	7	47	38	46	5	8	4
Manitoulin	1	-	-	6	5	6	-	1	4
Middlesex	590	746	540	1074	1061	726	313	371	333
Muskoka	11	11	16	77	87	74	2	7	2
Niagara North	30	40	56	403	401	277	174	117	110
Niagara South	38	48	30	262	345	242	159	58	57
Nipissing	79	60	38	234	227	179	18	16	6
Norfolk	31	20	31	117	106	88	13	19	19
Northumberland	6	5	4	71	53	51	32	25	25
Ottawa-Carleton	145	147	206	938	984	961	576	375	301
Oxford	23	38	37	134	146	78	24	7	8
Parry Sound	26	11	15	39	54	22	13	9	8
Peel	4	314	108	881	1114	1064	976	911	1132
Perth	19	12	25	164	161	103	-	-	-
Peterborough	38	23	30	238	306	217	80	32	31
Prescott & Russell	38	32	32	98	58	55	1	-	3
Prince Edward	4	2	2	40	42	23	4	3	2
Rainy River	7	4	9	61	81	36	4	8	6
Renfrew	24	21	16	150	111	88	18	9	6
Simcoe	107	160	184	480	371	318	80	70	79
Stormont, Dundas & Glengarry	44	40	32	215	190	112	44	45	50
Sudbury	149	169	124	623	556	398	-	-	12
Thunder Bay	39	57	47	514	442	393	24	34	35
Timiskaming	28	34	26	126	86	76	2	16	24
Victoria & Haliburton	11	17	16	75	79	43	13	18	8
Waterloo	567	362	315	709	797	641	111	217	140
Wellington	34	44	47	273	242	170	47	34	27
York Region	7	31	77	271	270	293	57	56	49

NOTES: (1) Includes Mortgage and Other Actions.

Source: Supreme, County and Surrogate Courts (Monthly Statistical Report) submitted through the Local Registrar's Office

2485A/205A/21

TABLE II.5
COUNTY OR DISTRICT COURT
JUDGMENTS AND ORDERS ISSUED

Judicial District County, or District	Orders(1) 1981/82	Orders(1) 1982/83	Orders(1) 1983/84	Total(2) 1981/82	Total(2) 1982/83	Total(2) 1983/84
TOTAL ONTARIO	46255	52908	55042	83188	92796	89041
York	17106	20184	21556	32185	38098	37190
REMAINDER OF ONTARIO	29149	32724	33486	51003	54698	51851
Algoma	1027	1367	1400	1462	1819	1810
Brant	559	535	486	1043	1011	802
Bruce	91	142	156	208	245	237
Cochrane	483	606	511	701	840	687
Dufferin	153	167	175	242	262	248
Durham	1066	1191	1122	1778	1788	1677
Elgin	415	407	351	610	589	467
Essex	1917	2180	2016	3554	3857	3331
Frontenac	430	406	480	848	842	810
Grey	308	292	275	500	467	395
Haldimand	110	119	110	166	192	151
Halton	946	1079	1182	1346	1622	1651
Hamilton-Wentworth	1957	2064	2211	3927	3997	4091
Hastings	665	628	634	1027	996	829
Huron	230	237	256	413	403	370
Kenora	221	158	179	412	362	352
Kent	497	536	548	856	872	750
Lambton	629	718	662	930	1057	925
Lanark	124	103	88	233	206	172
Leeds & Grenville	413	376	358	641	524	479
Lennox & Addington	97	77	83	157	130	140
Manitoulin	29	39	42	36	45	52
Middlesex	2675	2591	2503	4652	4769	4102
Muskoka	121	130	141	211	235	233
Niagara North	911	962	993	1518	1520	1436
Niagara South	796	814	997	1255	1265	1326
Nipissing	534	588	582	865	891	805
Norfolk	216	251	284	377	396	422
Northumberland	223	219	252	332	302	332
Ottawa-Carleton	1853	2754	3356	3512	4260	4824
Oxford	243	290	285	424	481	408
Parry Sound	194	238	203	272	312	248
Peel	1728	2433	2529	3589	4772	4833
Perth	139	121	138	322	294	266
Peterborough	382	468	462	738	829	740
Prescott & Russell	157	164	208	294	254	298
Prince Edward	68	86	55	116	133	82
Rainy River	71	84	80	143	177	131
Renfrew	332	349	331	524	490	441
Simcoe	751	845	986	1418	1446	1567
Stormont, Dundas & Glengarry	235	312	320	538	587	514
Sudbury	1445	1570	1387	2217	2295	1921
Thunder Bay	851	876	841	1428	1409	1316
Timiskaming	189	171	194	345	307	320
Victoria & Haliburton	206	206	215	305	320	282
Waterloo	1561	1676	1571	2948	3052	2667
Wellington	413	489	532	767	809	776
York Region	468	610	716	803	967	1135

NOTES: (1) Includes Praecipe and Other Actions.
(2) Includes Judgments and Orders.

Source: Supreme, County and Surrogate Courts (Monthly Statistical Report) submitted through the Local Registrar's Office

2485A/205A/22

TABLE II.6
COUNTY OR DISTRICT COURT
PROVINCIAL SUMMARY
CIVIL JURY AND NON-JURY ACTIONS

			Cases Added To Lists			Cases Disposed From Lists						Pending As of March 31		
						Trials			Total(1)					
			1981/82	1982/83	1983/84	1981/82	1982/83	1983/84	1981/82	1982/83	1983/84	1982	1983	1984
Total Jury Actions		Total Ontario	1288	1559	1739	163	154	146	1247	1379	1666	577	757	830
		York	833	1010	1042	68	83	59	766	890	1043	369	489	488
		Remainder of Ont.	455	549	697	95	71	87	481	489	623	208	268	342
Non-Jury Actions	M.C.A. Divorce	Total Ontario	22640	23070	22663	21119	22184	21460	22242	23275	22661	2817	2612	2614
		York	7407	7277	7093	6624	6936	6496	7210	7452	6979	785	610	724
		Remainder of Ont.	15233	15793	15570	14495	15248	14964	15032	15823	15682	2032	2002	1890
	M.L.A.	Total Ontario	..	..	..	..	..	..	..	..	..	..	..	..
		York	..	..	..	..	..	..	..	..	..	..	..	..
		Remainder of Ont.	866	778	510	401	364	270	810	794	628	401	385	267
	MV & Other Actions	Total Ontario	6357	6923	7067	2647	2741	2746	6294	6859	7125	2528	2592	2534
		York	1986	2272	2328	686	632	710	2054	2044	2350	598	826	804
		Remainder of Ont.	4371	4651	4739	1961	2109	2036	4240	4815	4775	1930	1766	1730
Total Non-Jury Actions		Total Ontario	29863	30771	30240	24167	25289	24476	29346	30928	30414	5746	5589	5415
		York	9393	9549	9421	7310	7568	7206	9264	9496	9329	1383	1436	1528
		Remainder of Ont.	20470	21222	20819	16857	17721	17270	20082	21432	21085	4363	4153	3887
Total Of All Actions		Total Ontario	31151	32330	31979	24330	25443	24622	30593	32307	32080	6323	6346	6245
		York	10226	10559	10463	7378	7651	7265	10030	10386	10372	1752	1925	2016
		Remainder of Ont.	20925	21771	21516	16952	17792	17357	20563	21921	21708	4571	4421	4229

NOTES: (1) Includes cases disposed in the following manners: Trials, Settled before/during Trial, and Struck off the List.

Source: Supreme, County and Surrogate Courts (Monthly Statistical Report) submitted through the Local Registrar's Office

2485A/205A/23

TABLE II.7
COUNTY OR DISTRICT COURT
CIVIL JURY ACTIONS (1)
ACTIVITY SUMMARY

Judicial District County, or District	Cases Added To Lists			Cases Disposed From Lists: Trials			Cases Disposed From Lists: Total(2)			Pending As of March 31		
	1981/82	1982/83	1983/84	1981/82	1982/83	1983/84	1981/82	1982/83	1983/84	1982	1983	1984
TOTAL ONTARIO	1288	1559	1739	163	154	146	1247	1379	1666	577	757	830
York	833	1010	1042	68	83	59	766	890	1043	369	489	488
REMAINDER OF ONTARIO	455	549	697	95	71	87	481	489	623	208	268	342
Algoma	15	2	2	5	-	-	19	5	-	3	-	2
Brant	2	9	7	-	-	-	5	4	8	-	5	4
Bruce	-	3	2	-	-	-	-	2	2	-	1	1
Cochrane	8	13	13	1	5	4	11	11	11	5	7	9
Dufferin	4	1	3	2	1	-	4	2	2	2	1	2
Durham	20	27	22	3	1	4	11	33	18	16	10	14
Elgin	1	2	1	-	-	-	3	2	1	-	-	-
Essex	22	26	29	7	6	6	26	25	28	9	10	11
Frontenac	3	1	4	-	-	1	3	-	2	-	1	3
Grey	6	4	2	4	-	-	12	3	2	-	1	1
Haldimand	5	2	9	5	-	1	9	-	9	-	2	2
Halton	30	28	37	6	4	2	32	27	39	17	18	16
Hamilton-Wentworth	78	85	146	8	10	10	57	92	104	56	49	91
Hastings	11	11	13	-	1	-	15	9	10	3	5	8
Huron	-	1	-	-	-	-	-	-	1	-	1	-
Kenora	-	5	10	-	2	3	-	4	9	-	1	2
Kent	5	6	12	1	1	-	5	5	12	2	3	3
Lambton	16	18	24	2	4	1	19	20	25	7	5	4
Lanark	-	-	-	-	-	-	-	-	-	-	-	-
Leeds & Grenville	-	-	3	-	-	-	-	-	1	-	-	2
Lennox & Addington	2	-	1	1	-	-	2	-	1	-	-	-
Manitoulin	1	-	-	-	-	-	-	1	-	1	-	-
Middlesex	51	49	76	9	3	3	52	36	63	8	21	34
Muskoka	6	2	1	-	-	-	6	1	1	-	1	1
Niagara North	28	43	36	1	2	5	22	39	37	17	21	20
Niagara South	17	33	21	3	4	11	20	23	28	5	15	8
Nipissing	2	4	17	-	1	3	4	3	12	1	2	7
Norfolk	5	6	6	2	1	2	3	8	6	2	-	-
Northumberland	1	1	3	-	-	-	1	1	1	-	-	2
Ottawa-Carleton	7	5	15	6	3	9	9	12	13	10	3	5
Oxford	5	2	7	-	-	1	4	3	4	2	1	4
Parry Sound	-	5	4	-	1	-	-	4	4	1	2	2
Peel	27	55	42	5	4	4	29	38	46	15	32	28
Perth	1	2	2	-	-	-	1	-	3	1	3	2
Peterborough	8	8	11	7	3	2	9	10	12	6	4	3
Prescott & Russell	-	-	-	1	-	-	1	-	-	-	-	-
Prince Edward	6	11	7	3	9	4	6	11	7	2	2	2
Rainy River	2	1	1	1	-	-	2	-	2	-	1	-
Renfrew	-	1	1	-	-	-	1	1	-	-	-	1
Simcoe	10	10	19	7	-	1	17	7	15	3	6	10
Stormont, Dundas & Glengarry	-	2	-	-	-	-	-	1	1	-	1	-
Sudbury	22	22	30	3	2	5	21	17	30	6	11	11
Thunder Bay	7	6	6	-	1	1	11	8	5	-	-	1
Timiskaming	-	2	10	-	1	-	2	-	9	-	-	1
Victoria & Haliburton	1	-	2	1	-	-	1	-	1	-	-	1
Waterloo	14	18	17	-	-	2	18	12	22	5	11	6
Wellington	1	5	8	-	-	2	6	3	6	-	2	4
York Region	5	12	15	1	1	-	2	6	10	3	9	14

NOTES: (1) Includes Motor Vehicle Accident Actions and Other Actions.
(2) Includes cases disposed in the following manners: Trials, Settled before/during Trial and Struck off the List.

Source: Supreme, County and Surrogate Courts (Monthly Statistical Report submitted through the Local Registrar's Office

2485A/205A/24

COUNTY OR DISTRICT COURT

CIVIL JURY ACTIONS

ACTIVITY SUMMARY

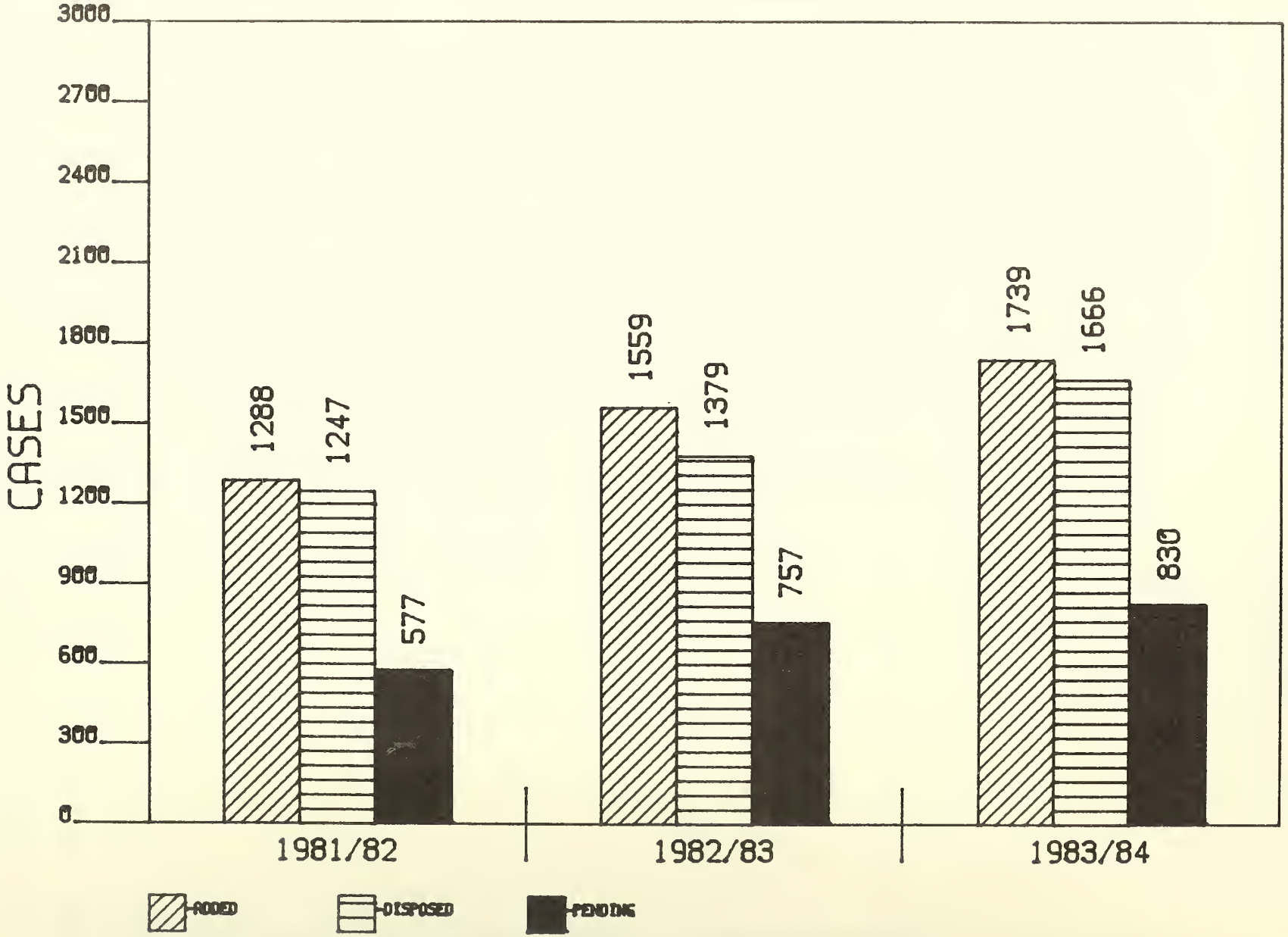

TABLE II.8
COUNTY OR DISTRICT COURT
CIVIL NON-JURY ACTIONS (1)
ACTIVITY SUMMARY

Judicial District County, or District	Cases Added To Lists			Cases Disposed From Lists: Trials			Cases Disposed From Lists: Total(2)			Pending As of March 31		
	1981/82	1982/83	1983/84	1981/82	1982/83	1983/84	1981/82	1982/83	1983/84	1982	1983	1984
TOTAL ONTARIO	6357	6923	7067	2647	2741	2746	6294	6859	7125	2528	2592	2534
York	1986	2272	2328	686	632	710	2054	2044	2350	598	826	804
REMAINDER OF ONTARIO	4371	4651	4739	1961	2109	2036	4240	4815	4775	1930	1766	1730
Algoma	99	97	135	33	53	59	78	117	137	80	60	58
Brant	51	71	67	26	15	38	52	56	81	29	44	30
Bruce	10	24	26	6	1	13	14	11	30	3	16	12
Cochrane	51	84	84	19	38	36	44	94	79	22	12	17
Dufferin	23	22	27	2	16	9	16	30	25	13	5	7
Durham	157	159	153	70	69	72	147	143	165	64	80	68
Elgin	42	42	50	30	24	33	67	36	51	12	18	17
Essex	337	355	315	140	185	157	339	427	354	154	82	43
Frontenac	64	73	79	25	28	20	60	69	69	12	16	26
Grey	93	33	31	65	19	23	90	36	39	18	15	7
Haldimand	21	27	26	16	17	17	22	22	29	5	10	7
Halton	108	143	147	57	66	59	112	130	141	13	26	32
Hamilton-Wentworth	306	394	393	107	113	161	322	351	427	157	200	166
Hastings	111	94	87	28	21	20	114	84	95	34	44	36
Huron	38	38	43	19	16	24	37	36	43	12	14	14
Kenora	27	26	26	13	16	10	30	32	22	9	3	7
Kent	78	73	87	42	40	41	66	100	88	53	26	25
Lambton	114	137	147	43	63	83	90	142	150	54	49	46
Lanark	10	15	21	9	6	6	16	12	21	2	5	5
Leeds & Grenville	43	48	60	28	24	20	74	51	53	15	12	19
Lennox & Addington	11	17	17	5	7	7	17	18	14	4	3	6
Manitoulin	4	2	2	4	1	-	4	2	3	1	1	-
Middlesex	469	473	442	157	179	124	475	453	409	110	130	163
Muskoka	21	15	12	9	9	6	15	15	13	9	9	8
Niagara North	95	126	144	22	20	52	87	98	130	69	97	111
Niagara South	105	110	124	43	35	39	103	97	108	47	60	76
Nipissing	83	56	58	26	43	18	73	81	56	43	18	20
Norfolk	21	44	37	13	19	13	22	35	33	5	14	18
Northumberland	24	22	27	9	6	13	22	22	25	8	8	10
Ottawa-Carleton	443	321	343	211	267	206	376	582	380	386	125	88
Oxford	42	42	53	14	15	18	28	53	48	25	14	19
Parry Sound	22	25	25	15	11	19	20	25	28	8	8	5
Peel	168	223	263	92	98	99	167	216	267	38	45	41
Perth	19	29	25	3	11	9	21	26	27	5	8	6
Peterborough	68	70	89	44	35	47	70	65	83	23	28	34
Prescott & Russell	34	32	25	27	20	18	35	27	28	4	9	6
Prince Edward	18	26	24	13	13	10	20	24	21	3	5	8
Rainy River	34	12	18	32	13	13	35	15	17	5	2	3
Renfrew	57	51	44	20	16	22	50	34	60	17	34	18
Simcoe	124	147	141	55	77	72	120	136	134	57	68	75
Stormont, Dundas & Glengarry	46	55	67	46	35	23	53	71	67	30	14	14
Sudbury	174	201	170	74	86	67	160	195	176	45	51	45
Thunder Bay	126	85	59	93	61	26	139	86	59	3	2	2
Timiskaming	30	41	33	23	17	20	37	38	37	5	8	4
Victoria & Haliburton	21	26	31	11	12	22	20	17	30	10	19	20
Waterloo	227	276	295	82	113	117	202	262	270	175	189	214
Wellington	57	94	84	26	37	21	57	96	75	8	6	15
York Region	45	75	83	14	23	34	22	47	78	26	54	59

NOTES: (1) Includes Motor Vehicle Accident Actions and Other Actions, except M.C.A. Divorce and Mechanics Lien Actions.
(2) Includes cases disposed in the following manners: Trials, Settled before/during Trial, and Struck off the List.

Source: Supreme, County and Surrogate Courts (Monthly Statistical Report) submitted through the Local Registrar's Office

2485A/205A/25

COUNTY OR DISTRICT COURT

CIVIL NON-JURY ACTIONS*

ACTIVITY SUMMARY

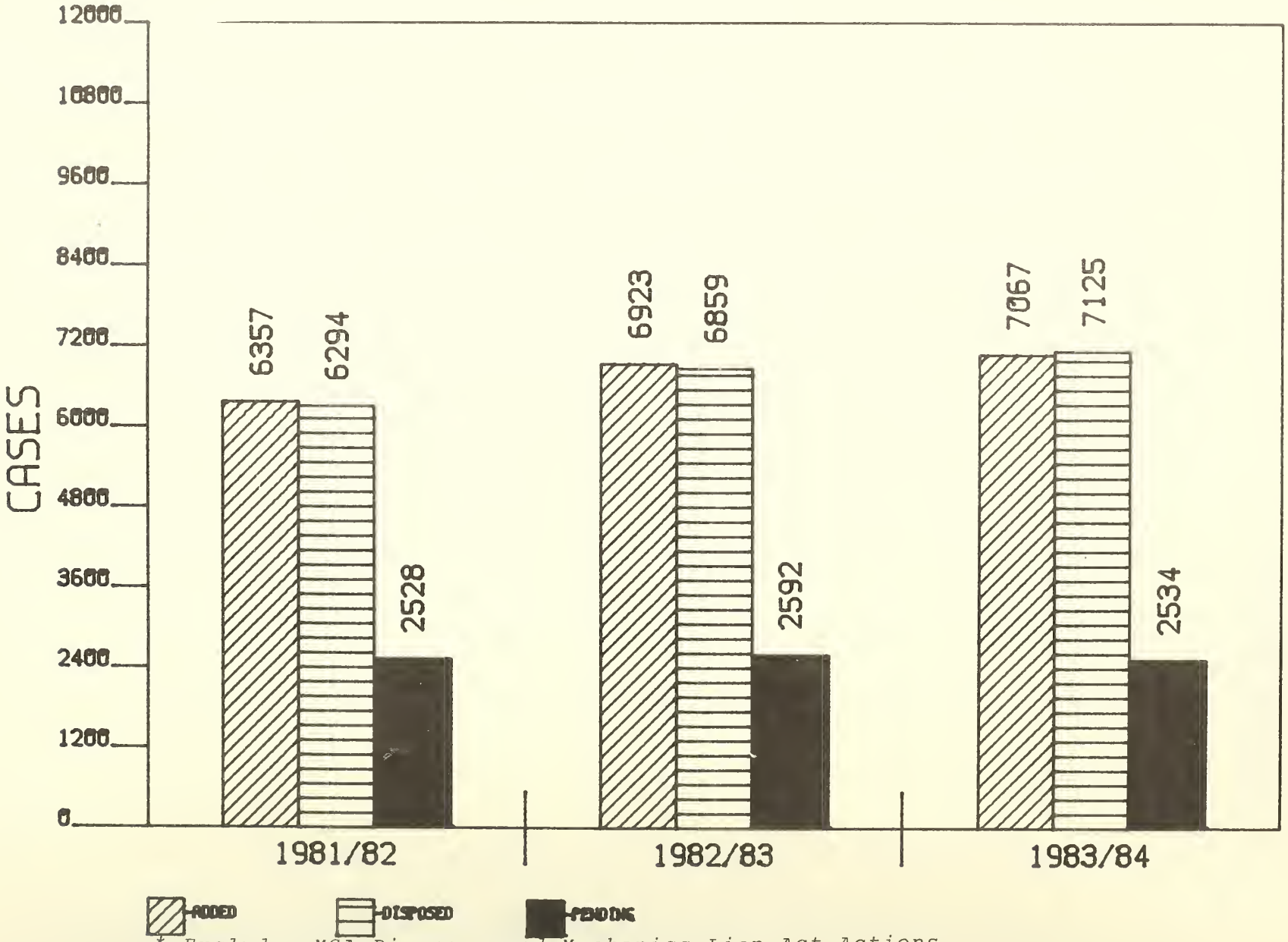

* Excludes MCA Divorce, and Mechanics Lien Act Actions

TABLE II.9
COUNTY OR DISTRICT COURT
MCA* DIVORCE
ACTIVITY SUMMARY

Judicial District
County, or District

	Cases Added To Lists			Cases Disposed From Lists						Pending As of March 31		
				Trials			Total(1)					
	1981/82	1982/83	1983/84	1981/82	1982/83	1983/84	1981/82	1982/83	1983/84	1982	1983	1984
TOTAL ONTARIO	22640	23070	22663	21119	22184	21460	22242	23275	22661	2817	2612	2614
York	7407	7277	7093	6624	6936	6496	7210	7452	6979	785	610	724
REMAINDER OF ONTARIO	15233	15793	15570	14495	15248	14964	15032	15823	15682	2032	2002	1890
Algoma	377	386	436	378	355	442	385	364	456	30	52	32
Brant	307	305	324	300	309	330	305	311	334	35	29	19
Bruce	82	110	107	76	102	110	83	104	111	6	12	8
Cochrane	192	229	204	200	200	215	202	209	219	12	32	17
Dufferin	53	56	48	52	51	47	53	52	52	1	5	1
Durham	847	929	850	797	862	848	845	915	904	165	179	125
Elgin	192	215	198	164	199	194	177	216	206	25	24	16
Essex	812	797	916	729	818	873	773	854	913	154	97	100
Frontenac	354	375	352	329	387	339	340	409	347	54	20	25
Grey	169	201	158	143	198	170	147	202	170	32	31	19
Haldimand	73	59	43	71	56	45	71	56	45	3	6	4
Halton	532	501	525	489	495	501	506	509	517	61	53	61
Hamilton-Wentworth (2)	3	-	-	3	-	-	7	-	-	-	-	-
Hastings	377	379	405	356	354	368	383	374	386	49	54	73
Huron	85	106	86	81	103	79	84	105	82	8	9	13
Kenora	118	113	95	110	120	93	118	123	95	20	10	10
Kent	337	367	284	323	351	299	329	360	305	47	54	33
Lambton	369	354	350	341	352	333	359	365	347	52	41	44
Lanark	116	116	103	108	117	100	111	119	101	7	4	6
Leeds & Grenville	240	228	257	226	209	248	239	223	257	11	16	16
Lennox & Addington	68	70	72	59	76	69	59	80	69	13	3	6
Manitoulin	4	7	16	5	7	15	5	7	15	-	-	1
Middlesex	895	937	925	911	934	907	920	958	935	146	125	115
Muskoka	85	108	122	91	102	115	93	104	123	8	12	11
Niagara North	515	549	484	462	536	420	490	562	448	81	68	104
Niagara South	506	649	569	491	618	527	503	639	536	62	72	105
Nipissing	243	198	205	219	216	214	224	218	215	43	23	13
Norfolk	133	172	173	127	168	174	129	170	176	8	10	7
Northumberland	157	166	140	145	159	141	154	170	144	16	12	8
Ottawa-Carleton	1531	1531	1662	1656	1487	1657	1660	1487	1662	163	207	207
Oxford	181	180	202	159	163	192	172	179	201	22	23	24
Parry Sound	48	42	44	44	36	47	45	39	48	6	9	5
Peel	1124	1307	1213	908	1257	1134	999	1339	1210	225	193	196
Perth	128	114	99	124	114	99	124	116	100	8	6	5
Peterborough	299	311	312	252	293	288	293	309	307	17	19	24
Prescott & Russell	46	60	43	40	76	29	40	77	31	22	5	17
Prince Edward	60	56	51	57	51	53	57	53	53	7	10	8
Rainy River	48	55	40	50	50	42	50	58	45	8	5	-
Renfrew	193	204	194	178	200	194	185	202	195	10	12	11
Simcoe	512	541	521	468	539	521	484	546	533	80	75	63
Stormont, Dundas & Glengarry	223	210	173	216	209	177	222	210	179	15	15	9
Sudbury	499	392	405	502	389	408	513	395	413	51	48	40
Thunder Bay	384	365	423	372	324	169	373	384	422	42	23	24
Timiskaming	72	57	66	74	51	64	76	51	69	1	7	4
Victoria & Haliburton	92	115	105	85	108	108	86	112	111	17	20	14
Waterloo	920	872	894	917	821	879	936	834	894	111	149	149
Wellington	272	303	288	267	277	282	276	294	288	22	31	31
York Region	360	396	388	340	349	405	347	360	413	56	92	67

NOTES: * Matrimonial Causes Actions.
(1) Includes cases disposed in the following manners: Trials, Settled before/during Trial and Struck off the List.
(2) Divorce matters are heard in the Unified Family Court. Information available upon request.

Source: Supreme, County and Surrogate Courts (Monthly Statistical Report) submitted through the Local Registrar's Office

2485A/205A/26

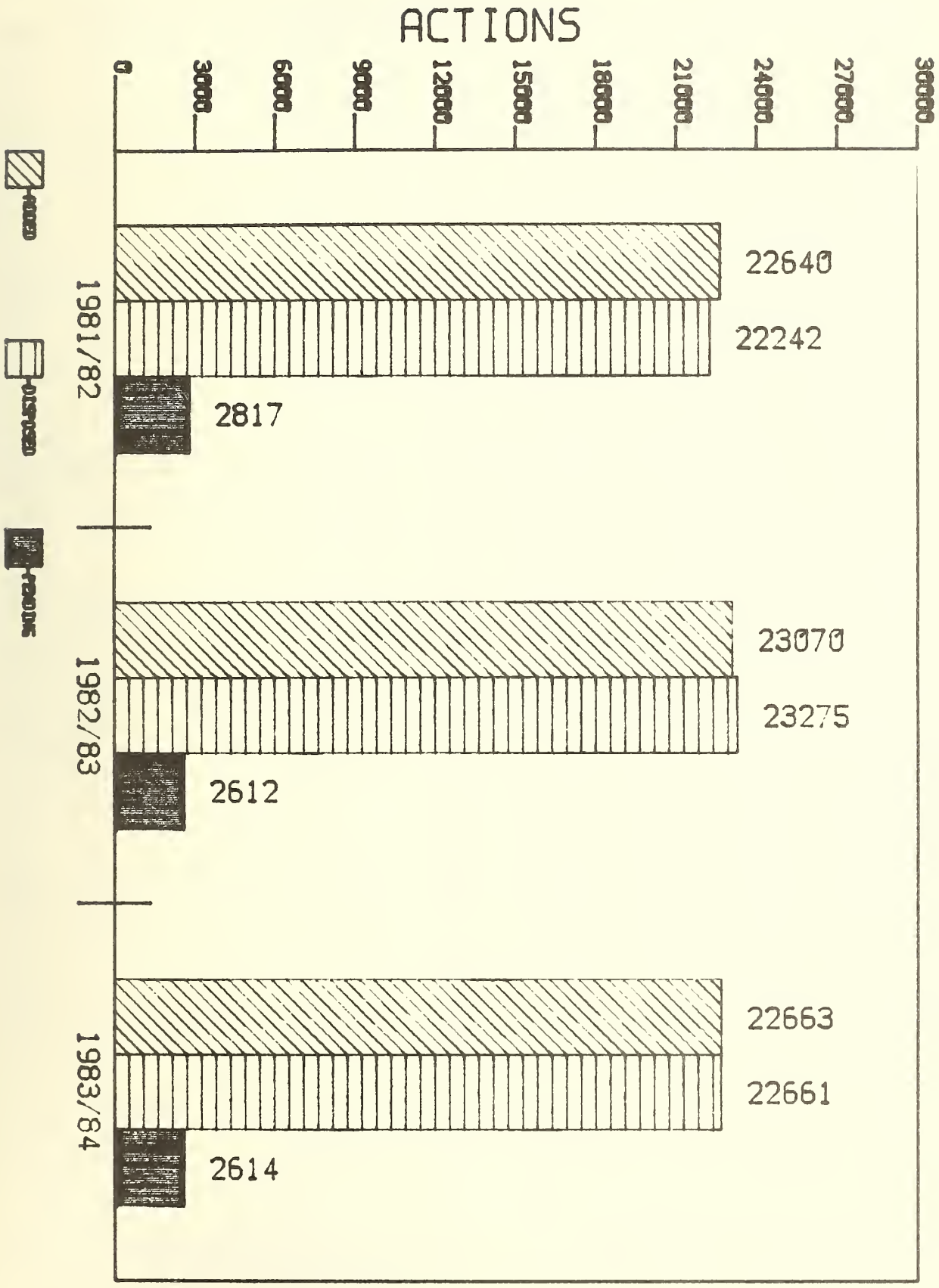

COUNTY OR DISTRICT COURT

MCA DIVORCE ACTIONS

ACTIVITY SUMMARY

TABLE II.10
COUNTY OR DISTRICT COURT
MECHANICS LIEN ACTIONS
ACTIVITY SUMMARY

Judicial District County, or District	Cases Added To Lists			Cases Disposed From Lists: Trials			Cases Disposed From Lists: Total(1)			Pending As of March 31		
	1981/82	1982/83	1983/84	1981/82	1982/83	1983/84	1981/82	1982/83	1983/84	1982	1983	1984
TOTAL ONTARIO	..	..	..	..	..	..	..	..	..	..	..	..
York	..	..	..	..	..	..	..	..	..	..	..	..
REMAINDER OF ONTARIO	866	778	510	401	364	270	810	794	628	401	385	267
Algoma	28	39	37	6	4	3	21	46	40	17	10	7
Brant	4	11	2	-	6	4	4	6	5	2	7	4
Bruce	3	3	4	1	1	-	3	2	2	-	1	3
Cochrane	-	-	-	8	-	-	1	-	-	-	-	-
Dufferin	5	4	1	5	-	2	5	4	2	1	1	-
Durham	38	56	34	4	10	19	28	38	64	39	57	27
Elgin	10	5	1	2	1	2	8	5	9	8	8	-
Essex	66	28	19	52	31	7	56	44	26	25	9	2
Frontenac	21	14	12	24	8	11	27	20	15	9	3	-
Grey	13	4	3	5	1	2	5	9	4	8	3	2
Haldimand	7	5	-	4	2	2	6	4	2	1	2	-
Halton	65	73	26	39	30	21	70	68	45	32	37	18
Hamilton-Wentworth	55	39	30	21	7	13	42	25	57	37	51	24
Hastings	7	1	5	1	-	1	4	-	3	5	6	8
Huron	10	9	7	5	3	4	13	7	9	1	3	1
Kenora	8	9	-	4	9	-	8	9	-	-	-	-
Kent	-	12	4	1	4	1	4	8	4	-	4	4
Lambton	25	34	40	21	34	40	25	34	40	-	-	-
Lanark	5	5	1	1	2	1	4	6	1	1	-	-
Leeds & Grenville	17	4	3	8	1	2	37	7	3	4	1	1
Lennox & Addington	2	1	-	2	1	-	2	1	-	-	-	-
Manitoulin	3	-	1	2	-	-	3	-	-	-	-	1
Middlesex	14	24	13	7	6	10	13	20	18	7	11	6
Muskoka	7	5	6	4	4	1	6	7	18	17	15	3
Niagara North	11	10	12	8	6	5	12	12	8	11	9	13
Niagara South	18	20	9	12	9	8	18	17	10	5	8	7
Nipissing	8	2	2	8	2	2	8	2	2	-	-	-
Norfolk	5	4	-	4	4	2	6	5	2	3	2	-
Northumberland	6	4	1	2	1	-	7	6	1	3	1	1
Ottawa-Carleton	48	23	24	15	35	19	32	47	22	30	6	8
Oxford	6	3	8	-	2	4	9	5	8	3	1	1
Parry Sound	7	5	3	4	3	2	6	7	3	2	-	-
Peel	94	109	63	22	18	25	84	97	82	41	53	34
Perth	7	-	2	3	2	1	6	2	2	2	-	-
Peterborough	7	5	2	8	2	3	14	5	3	4	4	3
Prescott & Russell	6	1	-	1	3	-	3	4	-	3	-	-
Prince Edward	5	3	-	2	1	-	5	3	1	2	2	1
Rainy River	-	-	2	-	-	2	-	-	2	-	-	-
Renfrew	2	-	1	3	-	-	5	1	-	1	-	1
Simcoe	32	37	33	7	15	6	29	39	22	7	5	16
Stormont, Dundas & Glengarry	5	-	6	3	-	1	6	1	5	1	-	1
Sudbury	29	17	7	18	18	9	28	19	10	6	4	1
Thunder Bay	18	7	-	12	5	-	18	8	-	1	-	-
Timiskaming	2	3	8	1	2	4	2	2	8	-	1	1
Victoria & Haliburton	-	1	4	-	1	3	1	1	3	-	-	1
Waterloo	49	45	25	43	54	24	43	54	24	11	2	3
Wellington	18	12	4	1	2	2	38	18	5	8	2	1
York Region	70	82	45	5	14	2	36	69	38	43	56	63

NOTES: (1) Includes cases disposed in the following manners: Trials, Settled before/during Trial and Struck off the List.

Source: Supreme, County and Surrogate Courts (Monthly Statistical Report) submitted through the Local Registrar's Office

2485A/205A/27

TABLE II.11
COUNTY OR DISTRICT COURT
EXAMINATIONS FOR DISCOVERY

Judicial District County, or District	Appointments Made 1981/82	Appointments Made 1982/83	Appointments Made 1983/84	Appointments Held 1981/82	Appointments Held 1982/83	Appointments Held 1983/84
TOTAL ONTARIO	..	..	..	..	..	12064
York	..	..	..	..	..	22 (1)
REMAINDER OF ONTARIO	17413	19398	19743	10750	12091	12042
Algoma	1150	912	819	767	491	623
Brant	413	509	487	267	302	287
Bruce	147	131	137	75	75	90
Cochrane	-	-	7	-	-	12
Dufferin	176	222	244	131	146	143
Durham	951	1057	1012	625	685	704
Elgin	231	262	273	155	164	162
Essex	149	111	134	71	68	62
Frontenac	506	587	581	275	335	318
Grey	223	182	206	147	112	83
Haldimand	96	104	117	74	65	69
Halton	847	979	994	446	521	588
Hamilton-Wentworth	-	-	80	9	-	-
Hastings	240	475	433	224	295	258
Huron	264	250	223	106	113	97
Kenora	115	201	223	79	144	132
Kent	351	383	409	183	194	238
Lambton	613	581	597	331	324	358
Lanark	55	79	64	29	63	48
Leeds & Grenville	283	283	333	210	189	164
Lennox & Addington	53	55	31	47	36	26
Manitoulin	17	21	19	11	10	13
Middlesex	1858	1903	1977	1404	1402	1392
Muskoka	119	158	120	67	70	69
Niagara North	-	-	-	-	-	-
Niagara South	612	688	762	309	443	393
Nipissing	309	311	267	222	295	204
Norfolk	197	195	202	132	127	122
Northumberland	131	150	143	80	100	100
Ottawa-Carleton	-	-	-	-	-	-
Oxford	227	268	249	138	155	151
Parry Sound	104	100	175	78	66	77
Peel	1301	1625	2016	628	874	1100
Perth	125	185	181	96	111	100
Peterborough	540	619	422	298	390	307
Prescott & Russell	90	143	150	79	92	96
Prince Edward	34	56	29	28	51	28
Rainy River	23	48	60	23	42	44
Renfrew	181	181	194	129	122	116
Simcoe	732	807	912	369	422	435
Stormont, Dundas & Glengarry	217	276	315	155	183	177
Sudbury	743	793	658	502	586	520
Thunder Bay	808	816	767	327	362	374
Timiskaming	141	201	211	116	152	153
Victoria & Haliburton	156	158	142	75	90	87
Waterloo	1011	1265	1123	714	960	921
Wellington	469	541	511	270	301	317
York Region	405	527	734	249	363	284

NOTES: (1) Data incomplete.

Source: Supreme, County and Surrogate Courts (Monthly Statistical Report) submitted through the Local Registrar's Office

2485A/205A/28

TABLE II.12
COUNTY OR DISTRICT COURT
PARTY + PARTY TAXATIONS (1)

Judicial District County, or District	Appointments Made			Appointments Held		
	1981/82	1982/83	1983/84	1981/82	1982/83	1983/84
TOTAL ONTARIO	2623	3079	3072	3301	4303	3793
York	885	948	920	1607	2339	1918
REMAINDER OF ONTARIO	1738	2131	2152	1694	1964	1875
Algoma	26	50	33	33	59	53
Brant	18	22	24	15	18	19
Bruce	13	15	13	12	15	13
Cochrane	12	24	19	11	10	13
Dufferin	11	13	9	7	8	9
Durham	38	51	36	17	30	31
Elgin	66	51	39	55	41	28
Essex	179	214	174	179	214	174
Frontenac	16	23	27	15	22	20
Grey	3	5	4	3	4	4
Haldimand	4	5	4	4	4	3
Halton	76	142	150	76	141	155
Hamilton-Wentworth	50	67	79	44	55	70
Hastings	38	32	33	31	27	25
Huron	20	22	10	18	21	7
Kenora	17	11	2	16	8	1
Kent	31	20	19	30	18	18
Lambton	52	48	38	47	31	33
Lanark	2	1	3	2	1	1
Leeds & Grenville	30	19	18	30	18	16
Lennox & Addington	8	3	3	4	3	1
Manitoulin	4	5	5	4	5	5
Middlesex	285	234	234	285	234	234
Muskoka	4	7	4	5	-	3
Niagara North	19	20	22	17	13	17
Niagara South	21	18	215	54	35	162
Nipissing	31	83	112	24	81	111
Norfolk	125	104	108	117	104	104
Northumberland	2	3	5	3	2	6
Ottawa-Carleton	101	108	144	109	98	118
Oxford	8	20	16	8	18	14
Parry Sound	9	8	10	8	7	9
Peel	21	65	148	16	49	53
Perth	9	9	14	9	9	17
Peterborough	23	19	29	23	19	29
Prescott & Russell	2	1	-	2	-	-
Prince Edward	3	3	10	3	3	10
Rainy River	7	3	3	7	3	3
Renfrew	5	5	5	5	5	5
Simcoe	62	22	33	93	25	23
Stormont, Dundas & Glengarry	39	35	30	39	35	30
Sudbury	38	53	35	36	52	32
Thunder Bay	93	145	102	75	114	79
Timiskaming	2	11	3	2	11	3
Victoria & Haliburton	10	18	7	9	18	7
Waterloo	70	246	77	66	233	66
Wellington	31	31	24	23	27	21
York Region	4	17	20	3	16	20

NOTES: (1) Includes taxations arising out of trials and motions only.

Source: Supreme, County and Surrogate Courts (Monthly Statistical Report) submitted through the Local Registrar's Office

2485A/205A/29

TABLE II.13
COUNTY OR DISTRICT COURT
LANDLORD AND TENANT ACT 1970, AMENDED 1972

Judicial District County, or District	Appointments Made			Resolutions		
	1981/82	1982/83	1983/84	1981/82	1982/83	1983/84
TOTAL ONTARIO	17932	20023	19728	18161	20545	20568
York	9920	11691	10847	10946	12930	12255
REMAINDER OF ONTARIO	8012	8332	8881	7215	7615	8313
Algoma	99	77	64	70	60	42
Brant	167	174	129	167	174	129
Bruce	11	13	15	9	10	11
Cochrane	33	46	104	27	27	85
Dufferin	18	21	26	19	16	17
Durham	456	480	410	408	395	441
Elgin	28	58	79	27	57	82
Essex	292	309	356	217	250	298
Frontenac	140	184	206	123	176	211
Grey	22	39	22	22	35	21
Haldimand	5	12	14	4	12	14
Halton	249	340	295	179	335	295
Hamilton-Wentworth	1105	1020	1001	936	861	889
Hastings	90	103	120	84	89	111
Huron	17	10	12	16	8	7
Kenora	19	8	17	19	7	17
Kent	42	41	63	34	35	48
Lambton	89	92	90	89	81	90
Lanark	8	20	16	9	20	13
Leeds & Grenville	21	23	38	21	21	30
Lennox & Addington	23	26	30	20	21	27
Manitoulin	-	-	-	-	-	-
Middlesex	539	561	571	514	573	530
Muskoka	8	9	16	10	12	15
Niagara North	212	158	161	143	111	111
Niagara South	158	161	246	109	107	141
Nipissing	31	46	45	24	46	45
Norfolk	26	15	25	24	15	25
Northumberland	27	34	28	16	24	26
Ottawa-Carleton	1055	1030	1150	481	1034	1169
Oxford	56	40	44	40	43	34
Parry Sound	12	14	14	7	7	8
Peel	1628	1825	1982	1686	1761	1993
Perth	18	22	28	15	13	17
Peterborough	106	97	98	77	75	85
Prescott & Russell	18	16	14	17	15	10
Prince Edward	5	13	6	5	13	5
Rainy River	11	12	14	11	12	13
Renfrew	17	20	18	13	19	12
Simcoe	165	168	223	165	157	210
Stormont, Dundas & Glengarry	31	33	50	25	38	49
Sudbury	178	134	143	113	90	94
Thunder Bay	76	131	164	68	99	133
Timiskaming	14	12	12	12	8	12
Victoria & Haliburton	40	31	14	34	26	14
Waterloo	406	411	380	386	396	397
Wellington	48	86	111	48	63	105
York Region	193	157	217	172	168	182

NOTES:

Source: Supreme, County and Surrogate Courts (Monthly Statistical Report) submitted through the Local Registrar's Office

2485A/205A/30

PART III

SURROGATE COURT

TABLE III.1
SURROGATE COURT
APPLICATIONS FILED UNDER
PROBATES, ADMINISTRATION AND GUARDIANSHIP

Judicial District County, or District	Probates and Administration			Guardianship			Total		
	1981/82	1982/83	1983/84	1981/82	1982/83 (2)	1983/84	1981/82	1982/83	1983/84
TOTAL ONTARIO	28485	30009	29591	749	459	123	29234	30468	29714
York	7187	7885	7381	335	226	-	7522	8111	7381
REMAINDER OF ONTARIO	21298	22124	22210	414	233	123	21712	22357	22333
Algoma	274	264	269	3	1	1	277	265	270
Brant	409	475	449	5	6	2	414	481	451
Bruce	328	349	310	1	1	1	329	350	311
Cochrane	225	188	178	5	-	2	230	188	180
Dufferin	135	131	138	-	1	-	135	132	138
Durham	691	736	751	3	4	-	694	740	751
Elgin	355	342	309	1	-	-	356	342	309
Essex	1116	1149	1108	16	5	1	1132	1154	1109
Frontenac	322	355	354	5	1	-	327	356	354
Grey	440	465	498	1	1	1	441	466	499
Haldimand	143	146	133	3	5	1	146	151	134
Halton	582	601	611	9	3	1	591	604	612
Hamilton-Wentworth (1)	1459	1427	1445	-	-	-	1459	1427	1445
Hastings	366	338	334	5	5	-	371	343	334
Huron	309	327	338	-	-	-	309	327	338
Kenora	171	195	168	-	-	-	171	195	168
Kent	454	526	458	1	1	1	455	527	459
Lambton	462	418	460	1	1	-	463	419	460
Lanark	254	241	240	1	5	1	255	246	241
Leeds & Grenville	310	400	373	2	2	2	312	402	375
Lennox & Addington	105	81	83	-	-	-	105	81	83
Manitoulin	52	42	44	-	-	-	52	42	44
Middlesex	1119	1283	1242	15	12	3	1134	1295	1245
Muskoka	197	217	187	4	1	13	201	218	200
Niagara North	604	613	661	2	2	-	606	615	661
Niagara South	845	972	919	16	7	5	861	979	924
Nipissing	215	161	198	7	5	1	222	166	199
Norfolk	254	302	267	2	2	-	256	304	267
Northumberland	312	331	326	2	1	-	314	332	326
Ottawa-Carleton	1515	1559	1714	107	56	-	1622	1615	1714
Oxford	387	370	379	2	-	-	389	370	379
Parry Sound	136	175	179	1	-	-	137	175	179
Peel	733	782	780	51	32	3	784	814	783
Perth	403	368	350	-	1	-	403	369	350
Peterborough	351	351	385	-	1	-	314	352	385
Prescott & Russell	182	174	186	2	6	-	184	180	186
Prince Edward	94	95	80	-	-	-	94	95	80
Rainy River	77	68	86	-	-	1	77	68	87
Renfrew	326	314	356	5	1	-	331	315	356
Simcoe	762	870	931	3	4	2	765	874	933
Stormont, Dundas & Glengarry	377	364	409	4	1	-	381	365	409
Sudbury	489	458	507	4	4	-	493	462	507
Thunder Bay	459	543	550	2	2	1	461	545	551
Timiskaming	173	168	184	1	1	1	174	169	185
Victoria & Haliburton	262	226	203	1	-	-	263	226	203
Waterloo	955	916	857	27	13	79	982	929	936
Wellington	464	532	523	5	4	-	469	536	523
York Region	645	716	700	89	35	-	734	751	700

NOTES: (1) Guardianship Applications handled by the Unified Family Court in Hamilton.
(2) In October, 1982 the Children's Law Reform Act revised the definition of the term "Guardianship". Now refers only to the property of the child. Does not refer to custody of the child.

Source: Supreme, County and Surrogate Courts (Monthly Statistical Report) submitted through the Local Registrar's Office

2485A/205A/31

PART IV

SHERIFF'S OFFICES

TABLE IV.1
SHERIFF'S REPORT
JURORS DRAFTED AND NAMES SEARCHED

Judicial District County, or District	Jurors Drafted 1981/82	Jurors Drafted 1982/83	Jurors Drafted 1983/84	Names Searched 1981/82	Names Searched 1982/83	Names Searched 1983/84
TOTAL ONTARIO	62231	61587	61829	2210652	2270750	2690435
York	8408	8169	7878	674152	675590	799708
REMAINDER OF ONTARIO	53823	53418	53951	1536500	1595160	1890727
Algoma	887	687	1127	18670	15973	19761
Brant	588	454	360	23585	28188	32214
Bruce	344	342	282	16279	17113	17609
Cochrane	938	1231	1100	1757	1906	2608
Dufferin	276	477	247	20000	18505	20958
Durham	1092	1044	1429	58838	55604	69012
Elgin	489	464	639	14514	15504	18692
Essex	3474	3763	4498	48950	61176	73926
Frontenac	883	989	1141	22053	23282	29025
Grey	274	326	334	22889	25464	28950
Haldimand	310	209	219	9340	9636	10725
Halton	1620	1955	2276	47882	47093	57577
Hamilton-Wentworth	5564	4967	4721	174473	166279	190831
Hastings	993	1250	1748	25479	26473	34999
Huron	254	254	294	13966	13859	16550
Kenora	652	350	798	1342	1652	1925
Kent	344	469	394	17054	21519	23286
Lambton	860	748	608	36782	36281	44351
Lanark	394	511	260	10408	12572	14987
Leeds & Grenville	433	331	287	16697	20347	23457
Lennox & Addington	525	637	340	14484	14054	15107
Manitoulin	202	147	170	2283	1997	2069
Middlesex	4600	5838	5404	70177	71335	86798
Muskoka	446	230	352	15522	16085	16769
Niagara North	1057	1582	1404	33451	33027	46424
Niagara South	1518	1890	2056	35911	40213	47744
Nipissing	506	475	791	4904	5546	7483
Norfolk	426	185	324	12721	14220	15248
Northumberland	845	920	637	20992	19691	21857
Ottawa-Carleton	4625	3800	2950	102260	112890	149940
Oxford	790	331	360	24137	22907	14614
Parry Sound	374	325	294	7148	6467	8122
Peel	2958	3007	3011	93604	95253	118865
Perth	324	361	277	10698	13164	16385
Peterborough	630	564	562	31059	32214	36748
Prescott & Russell	145	360	473	11533	13997	17392
Prince Edward	294	294	389	5182	5158	6700
Rainy River	257	19	61	251	409	414
Renfrew	367	400	540	14413	19467	22077
Simcoe	2703	2476	3129	119450	124193	138094
Stormont, Dundas & Glengarry	370	210	505	15583	19125	23141
Sudbury	1632	1444	1547	4416	4422	4871
Thunder Bay	1571	1240	1427	19071	22338	31490
Timiskaming	509	357	288	1179	1218	1219
Victoria & Haliburton	712	343	530	26379	27273	33906
Waterloo	1130	1275	1110	81253	92714	106055
Wellington	954	734	719	44160	44350	51125
York Region	2684	3153	1539	113321	103007	118627

NOTES:

Source: Sheriff's Monthly Statistical Report

2485A/205A/32

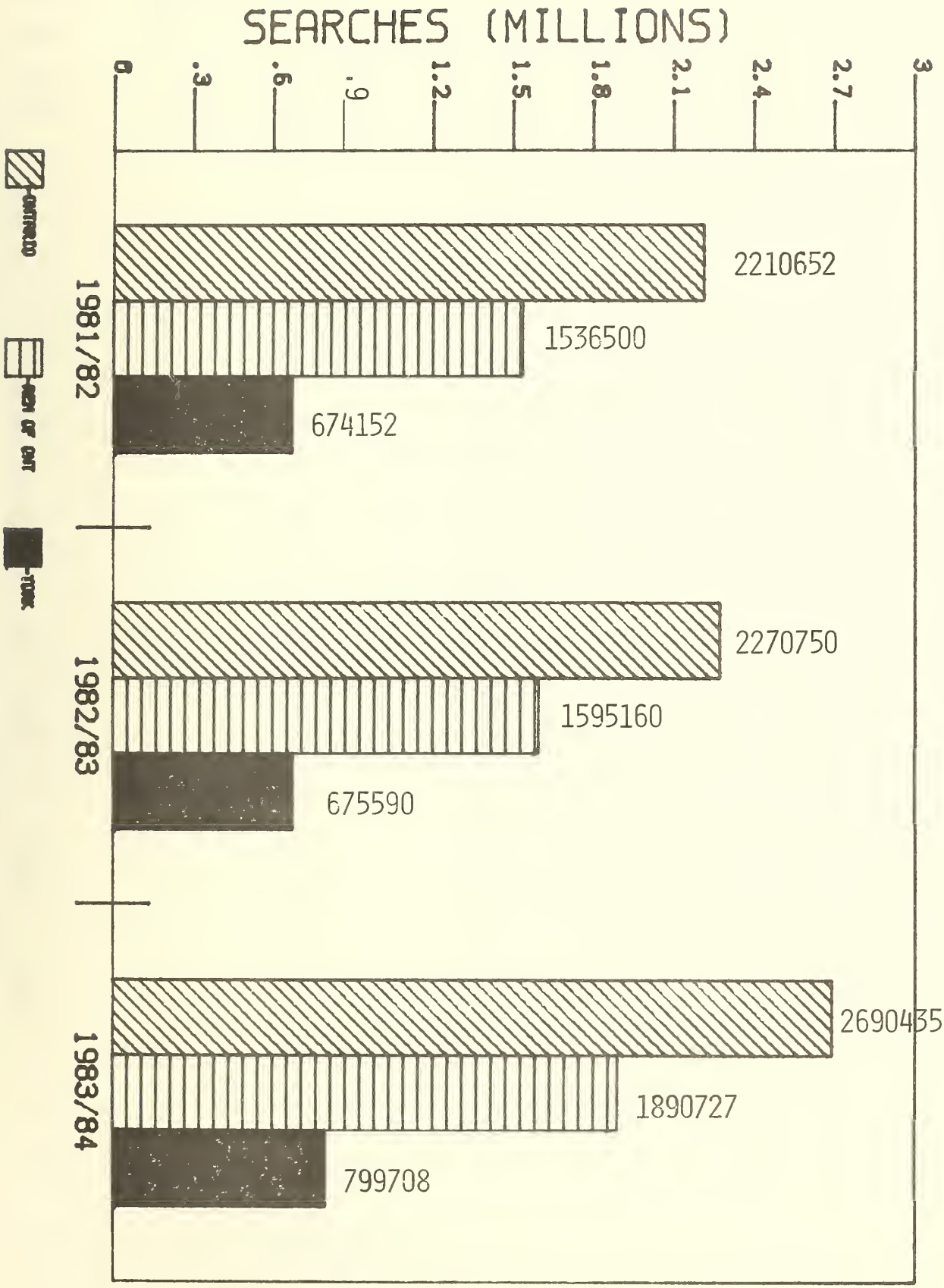

SHERIFF'S REPORT

SEARCHES

TABLE IV.2
SHERIFF'S REPORT
PROCESSES AND EXECUTIONS

Judicial District County, or District	Number of Processes			Number of Executions		
	1981/82	1982/83	1983/84	1981/82	1982/83	1983/84
TOTAL ONTARIO	167212	173598	149483	83554	89579	82439
York	46669	48984	43263	22326	24977	24206
REMAINDER OF ONTARIO	120543	124614	106220	61228	64602	58233
Algoma	2640	2865	2684	1049	1235	1222
Brant	3236	2948	2425	836	845	789
Bruce	1028	1174	946	489	479	363
Cochrane	497	498	532	679	790	590
Dufferin	943	831	736	404	413	383
Durham	6425	6208	5346	2424	2705	2422
Elgin	1249	1390	1061	540	593	467
Essex	4288	3935	3586	3869	4432	3519
Frontenac	2286	2244	1828	1050	1049	850
Grey	1074	1078	1010	787	813	750
Haldimand	798	746	702	284	344	291
Halton	4415	3875	3285	1962	2403	2107
Hamilton-Wentworth	9634	11978	11596	4855	5488	5813
Hastings	2340	2357	2257	1061	1097	793
Huron	805	678	550	600	550	441
Kenora	423	430	456	353	402	388
Kent	2529	2790	2380	1090	1109	750
Lambton	2381	2482	2655	1098	1250	990
Lanark	661	701	576	347	344	276
Leeds & Grenville	1700	1624	1406	690	602	541
Lennox & Addington	751	630	566	339	338	240
Manitoulin	185	147	140	86	100	99
Middlesex	11297	12345	8060	3242	3513	2789
Muskoka	988	1313	881	580	639	629
Niagara North	3433	3177	2463	1712	1714	1415
Niagara South	3912	3593	2995	1997	2059	1799
Nipissing	1873	1802	1470	1074	1014	910
Norfolk	1343	1224	1065	569	540	493
Northumberland	1191	1260	1060	731	688	601
Ottawa-Carleton	4160	4918	3721	3552	3350	3254
Oxford	2050	1542	1318	616	597	506
Parry Sound	427	433	413	370	423	407
Peel	8914	10580	9740	4564	5448	5843
Perth	1053	991	812	433	425	393
Peterborough	2126	2177	1915	1278	1271	1086
Prescott & Russell	500	494	401	498	377	356
Prince Edward	450	501	428	190	243	168
Rainy River	561	490	404	176	203	179
Renfrew	1056	1083	931	827	411	436
Simcoe	3957	3896	3277	2504	2548	2415
Stormont, Dundas & Glengarry	1608	1676	1290	633	625	497
Sudbury	2788	2823	2760	1745	1738	1660
Thunder Bay	2862	2808	2620	1279	1283	1219
Timiskaming	635	522	577	398	383	329
Victoria & Haliburton	1128	1057	1042	647	670	529
Waterloo	6090	5848	4284	2518	2600	2159
Wellington	2413	2371	1953	1075	1085	804
York Region	3440	4081	3617	3128	3374	3273

NOTES:

Source: Sheriff's Monthly Statistical Report

2485A/205A/33

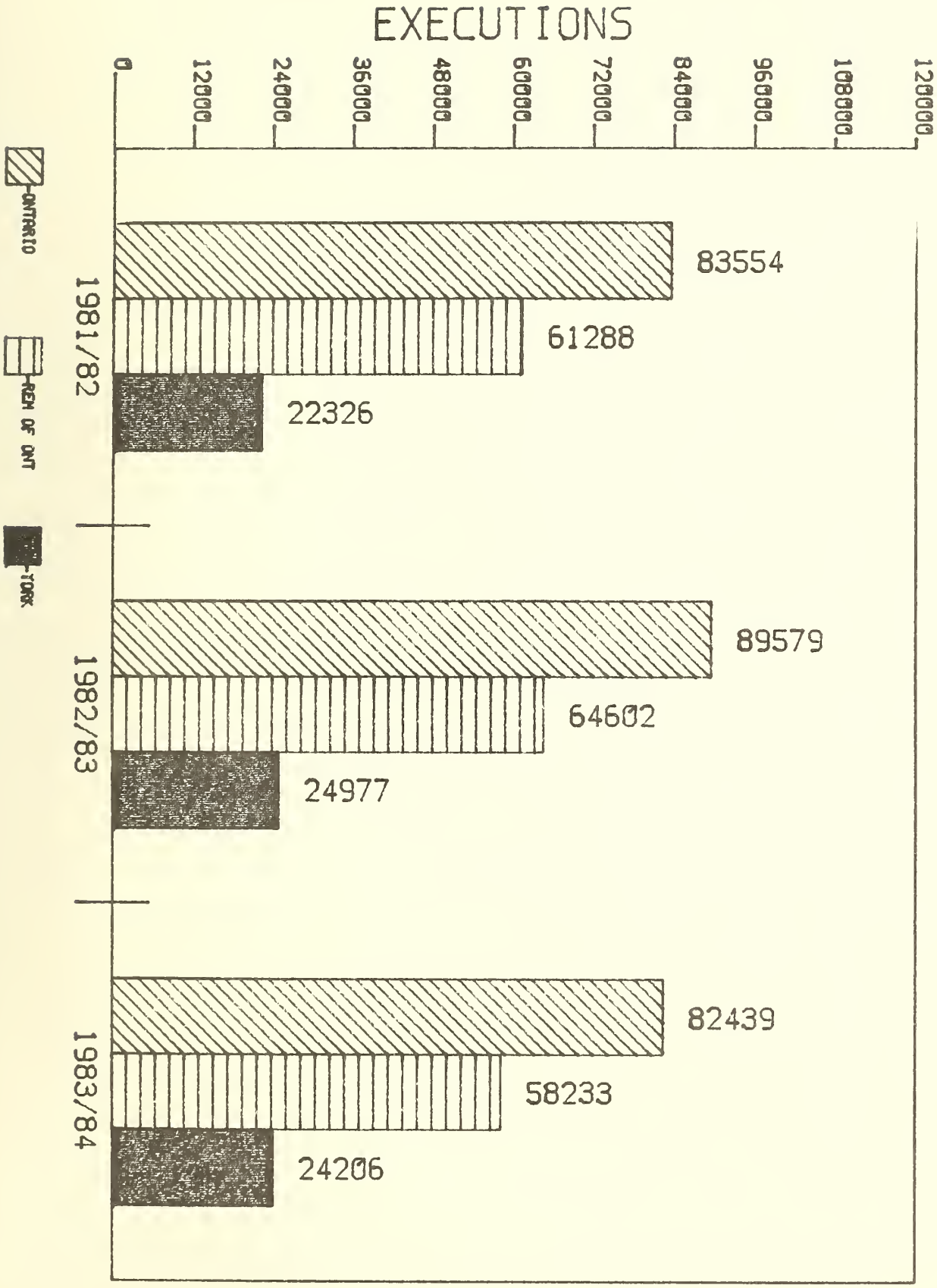

SHERIFF'S REPORT

EXECUTIONS

PART V

PROVINCIAL COURT

CRIMINAL AND PROVINCIAL OFFENCES

COURTS

TABLE V.1
PROVINCIAL COURT (CRIMINAL DIVISION)
TOTAL NUMBER OF PERSONS CHARGED
UNDER ALL STATUTES

Judicial District County, or District	1981/82	1982/83	1983/84
TOTAL ONTARIO	4401794	3676222	3180268
Metropolitan Toronto	2525036	1781191	1287961
REMAINDER OF ONTARIO	1876758	1895031	1892307
Algoma	32333	28238	28812
Brant	20007	18137	19142
Bruce	14141	14586	14678
Cochrane	28630	27290	29697
Dufferin	5913	5256	5249
Durham	85817	87496	87834
Elgin	17633	19341	16699
Essex	71050	80045	85196
Frontenac	41021	44572	40633
Grey	12237	12842	12039
Haldimand	6992	6918	6420
Halton	70594	70618	60437
Hamilton-Wentworth	180996	191887	157450
Hastings	26563	27809	28992
Huron	6909	8024	7314
Kenora	23978	23366	22951
Kent	26385	27728	28609
Lambton	28484	28101	24893
Lanark	7661	8719	9833
Leeds & Grenville	19638	19878	20537
Lennox & Addington	5934	7998	8385
Manitoulin	2535	2653	2464
Middlesex	93800	86321	89242
Muskoka	20414	19643	17799
Niagara North	50771	51463	42998
Niagara South	45828	50265	46050
Nipissing	21749	20239	19182
Norfolk	15133	13831	14662
Northumberland	20899	20663	20851
Ottawa-Carleton	208639	210567	214464
Oxford	19427	17964	18831
Parry Sound	7057	8416	8296
Peel	148317	158331	215343
Perth	16840	16841	16826
Peterborough	20115	20328	23118
Prescott & Russell	7157	7560	6721
Prince Edward	3170	3546	3022
Rainy River	4911	5533	5225
Renfrew	14236	14336	13815
Simcoe	71837	67837	67334
Stormont, Dundas & Glengarry	20812	21323	21340
Sudbury	36177	35893	34247
Thunder Bay	45397	41669	40561
Timiskaming	8941	8594	9233
Victoria & Haliburton	10487	10752	10941
Waterloo	96924	93243	88065
Wellington	30462	30972	29285
York Region	101807	97399	96592

NOTES:

Source: Provincial Court (Criminal Division) Statistical Report

2485A/205A/34

TABLE V.2
PROVINCIAL COURT (CRIMINAL DIVISION)
ALL STATUTES
ACTIVITY SUMMARY

Judicial District County, or District	Charges Received			Charges Disposed (1)			Prepaid Fines		
	1981/82	1982/83	1983/84	1981/82	1982/83	1983/84	1981/82	1982/83	1983/84
TOTAL ONTARIO	4548291	3808275	3303622	4216067	4542943	3844432	1893337	1996715	1347224
Metropolitan Toronto	2577956	1830588	1332523	2240030	2539916	1913206	943518	1015701	393708
REMAINDER OF ONTARIO	1970335	1977687	1971099	1976037	2003027	1931226	949819	981014	953516
Algoma	34787	30791	31086	34598	31501	30955	15402	13866	14085
Brant	20851	18933	20011	22987	20657	20071	10675	9681	9326
Bruce	15294	15549	15592	15772	15925	15294	8514	9344	8833
Cochrane	31094	29249	31705	31031	29501	31987	16482	16032	17134
Dufferin	6561	5927	5875	6184	5900	6419	2821	2780	2918
Durham	87743	88836	89856	79508	90184	88266	39838	42255	41991
Elgin	18197	19903	17311	19819	20300	18698	10995	11932	10524
Essex	81035	82420	87805	86561	81438	86810	42326	40061	45575
Frontenac	42285	45898	42253	44148	47517	42084	23197	24420	21832
Grey	13351	13907	12818	13413	14055	12734	7636	8053	7521
Haldimand	7485	7369	6848	7520	7399	6930	3694	3542	3304
Halton	74099	73461	63169	72420	76984	63248	32494	35729	30660
Hamilton-Wentworth	186967	195138	160227	181936	191617	155767	84728	94910	77870
Hastings	28825	29737	31264	28789	31011	31685	15229	15898	17109
Huron	7502	8479	7564	7832	8203	7912	4191	5197	4724
Kenora	25174	24489	23771	25271	25144	24105	7251	8135	7773
Kent	27406	28564	29384	27304	28162	29259	14792	16244	16448
Lambton	29780	29527	26252	30480	29835	26314	13106	12651	11661
Lanark	8397	9329	10581	8550	9306	10391	3942	4512	5101
Leeds & Grenville	20377	20731	21222	20627	20706	21586	10878	11193	12307
Lennox & Addington	6382	8455	8915	6395	8175	8797	3144	4541	4809
Manitoulin	2964	3026	2853	2924	3103	2822	588	674	585
Middlesex	96804	89958	92329	100072	92397	89966	45228	41181	39946
Muskoka	20805	20200	18258	20892	20930	18682	10954	11450	10137
Niagara North	52898	53781	44849	51936	55483	46632	26990	27975	23167
Niagara South	48194	52353	48105	50157	53806	49097	23565	26614	24151
Nipissing	23094	21448	20546	22560	21291	20287	11319	10563	9808
Norfolk	15572	14164	15016	15492	14396	15150	8134	7830	8177
Northumberland	22377	22319	22085	22459	22683	22682	10626	11307	11713
Ottawa-Carleton	213570	216559	218893	202808	222261	206076	107770	106821	97000
Oxford	20348	18856	19675	20353	19736	19664	11175	11250	11840
Parry Sound	7647	8901	8794	7977	8780	8685	3930	4840	4950
Peel	149748	163800	220012	154309	162876	189941	63235	70724	85870
Perth	17297	17415	17584	18672	17393	17372	10826	10501	10731
Peterborough	22485	22430	25576	22924	23274	26307	8460	8996	10523
Prescott & Russell	7724	8084	7385	7839	7796	7568	3693	4422	4003
Prince Edward	3392	3751	3264	3464	3924	3484	1536	1813	1620
Rainy River	5242	5780	5478	5429	5674	5656	2032	2546	2390
Renfrew	15561	15637	15277	15668	15517	14917	7391	7736	7147
Simcoe	76570	72071	71761	79952	72935	71640	39674	37301	36566
Stormont, Dundas & Glengarry	22546	22375	22834	22898	21229	23178	10550	10405	12148
Sudbury	40395	39837	37552	41758	40688	38450	19144	18499	19240
Thunder Bay	48811	44006	43332	51478	45775	44009	23181	21064	20136
Timiskaming	9856	9349	10021	9804	9321	9940	4605	4733	5055
Victoria & Haliburton	11935	11967	12250	12420	12078	12424	4954	4986	5290
Waterloo	101945	97807	92416	102141	98696	92423	53133	54822	49934
Wellington	32155	32617	30899	33338	32887	31405	17834	17783	16917
York Region	106808	102504	100546	105168	104578	103457	47957	53202	52967

NOTES: (1) "Charges Disposed" includes final in court dispositions, prepaid fines, charges transferred out, accepted drop-in guilty pleas, and fail to respond.

Source: Provincial Court (Criminal Division) Statistical Report

2485A/205A/35

PROVINCIAL COURT (CRIMINAL DIVISION)

ALL STATUTES

ACTIVITY SUMMARY

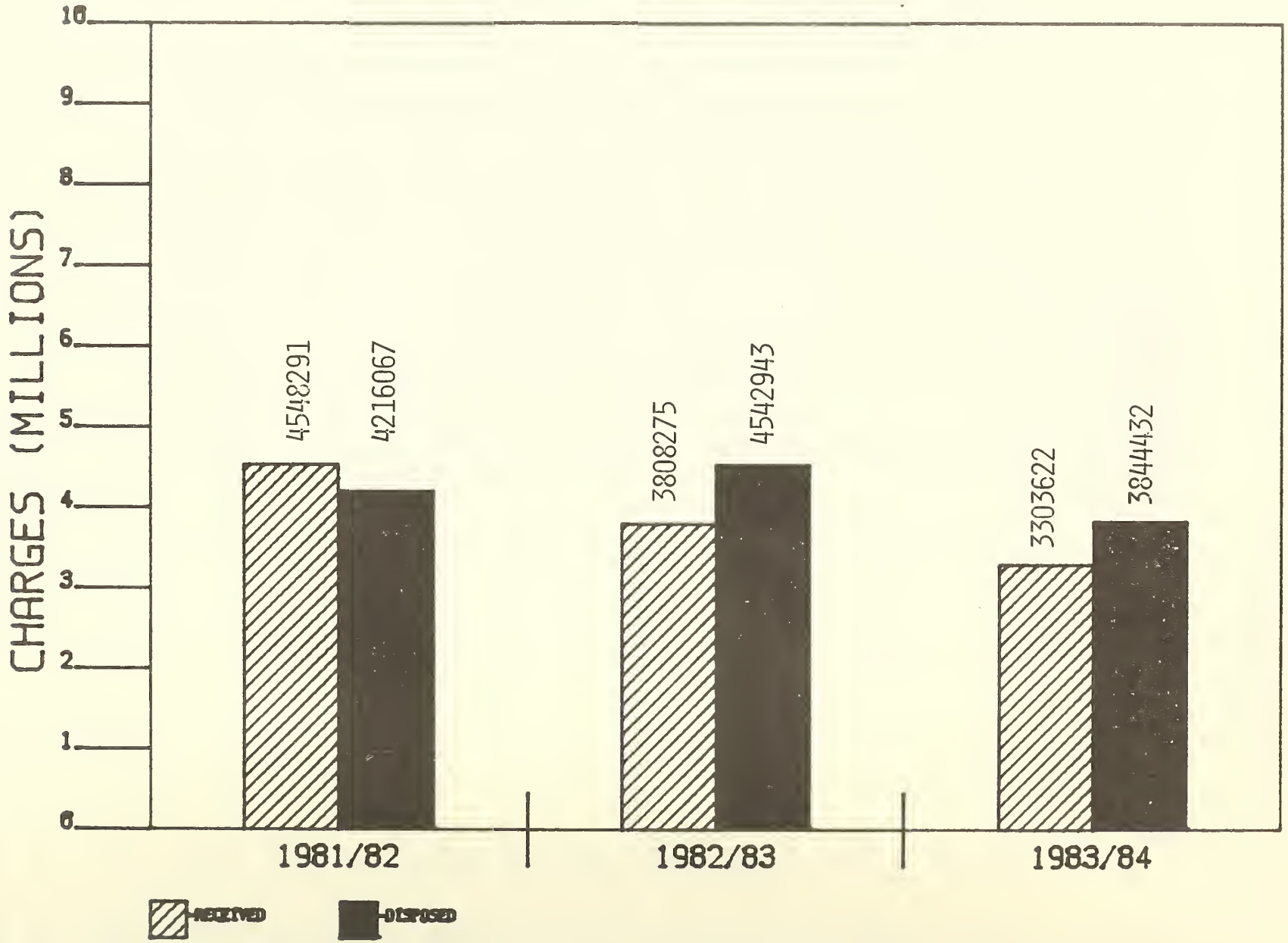

TABLE V.3
PROVINCIAL COURT (CRIMINAL DIVISION)
CRIMINAL CODE OF CANADA
ACTIVITY SUMMARY

Judicial District County, or District	Charges Received			Charges Disposed (1)			Pending As Of March 31 (2)		
	1981/82	1982/83	1983/84	1981/82	1982/83	1983/84	1982	1983	1984
TOTAL ONTARIO	351497	354358	348934	357463	351416	345338	63083 (3)	73217	74246
Metropolitan Toronto	111312	112014	104497	111187	107720	99853	19432	18704	19419
REMAINDER OF ONTARIO	240185	242344	244437	246276	243696	245485	43651 (3)	54513	54827
Algoma	7339	7373	7456	7283	7437	7467	959	1823	2012
Brant	3387	3444	3525	3823	3483	3618	199	649	1117
Bruce	2849	2528	2717	2528	2508	2708	480	417	378
Cochrane	4397	4660	4805	4309	4482	4764	445	558	587
Dufferin	1323	1371	1313	1298	1176	1627	377	522	220
Durham	10718	9986	11261	9898	10461	10439	4009	1739	2661
Elgin	1724	1936	2041	2237	2048	2382	...	453	498
Essex	10082	9721	9869	9678	9796	9846	2609	2871	2386 (4)
Frontenac	3577	4169	4324	3718	4218	4382	317	622	527
Grey	2242	2532	2018	2425	2442	2035	76	238	251
Haldimand	1140	1346	1194	1198	1325	1271	241	253	182
Halton	6899	7068	6735	7197	7642	7041	1504 (3)	1295	1386
Hamilton-Wentworth	16199	14934	14586	17171	15217	15664	3357	3936	3257
Hastings	4579	4514	5039	4359	4744	4797	797	764	1071
Huron	1160	1146	910	1379	960	1113	...	352	143
Kenora	3853	3935	4015	3883	3964	4058	...	570	720
Kent	3746	3397	3409	3651	3308	3412	598	579	517
Lambton	4327	4777	4111	4869	4745	4424	319	1124	789
Lanark	1828	1692	1913	1803	1701	1904	196	224	236
Leeds & Grenville	2504	2786	2570	2639	2777	2554	158	347	235
Lennox & Addington	1124	1245	1447	1115	1207	1366	85	123	188
Manitoulin	1004	988	1001	973	978	1015	77	116	101
Middlesex	11469	12235	11018	12306	12071	10776	1763	2047	2532
Muskoka	1571	1740	1564	1506	1828	1704	366	376	308
Niagara North	5623	6421	5793	5832	6829	6004	944	1571	1618
Niagara South	6955	7241	6916	7311	7532	7165	918	1777	1523
Nipissing	4026	3849	4108	3973	3637	3634	739	640	599
Norfolk	1410	1457	1613	1419	1516	1603	174	143	192
Northumberland	3125	3404	2814	3483	3295	3043	85	437	388
Ottawa-Carleton	15916	17361	17498	16346	15800	15357	3822	4266	5941
Oxford	2623	2742	2458	2818	2947	2534	432	601	713
Parry Sound	1245	1239	1210	1690	1282	1286	326 (3)	325	299
Peel	15091	15321	18233	16173	14784	18969	3988	7609	5791
Perth	1749	2080	2110	2233	2139	2052	217	453	590
Peterborough	4668	4909	5410	4832	5081	5490	562	820	1016
Prescott & Russell	1404	1286	1375	1481	1185	1350	123	315	365
Prince Edward	747	729	758	849	929	760	...	71	88
Rainy River	1154	1173	1142	1199	1076	1236	130	356	279
Renfrew	3089	3271	3465	3139	2969	3239	299	493	511
Simcoe	10186	10417	11138	10279	10090	10940	2062	2652	2734
Stormont, Dundas & Glengarry	3532	3066	3516	3517	3102	3550	336	418	398
Sudbury	8741	8573	7625	8711	9120	7399	1512	1066	1214
Thunder Bay	8931	7484	8043	9987	8099	7605	815	816	1121
Timiskaming	1940	1846	1913	1941	1788	1869	122	209	237
Victoria & Haliburton	2967	2713	2896	2991	2984	3153	501	683	524
Waterloo	11471	12002	11661	12052	11872	12244	1561 (3)	2793	2645
Wellington	4054	4255	4075	4163	4170	4339	377	627	433
York Region	10497	9982	9826	8611	10952	10297	4674	3374	3306

NOTES: (1) "Charges Disposed" includes final in court dispositions, prepaid fines, and charges transferred out.
(2) See Preface
(3) Revision of pending figure by court office during fiscal year.
(4) Did not perform count of pending caseload on March 31, 1984.

Source: Provincial Court (Criminal Division) Statistical Report

2485A/205A/36

PROVINCIAL COURT (CRIMINAL DIVISION)

CRIMINAL CODE OF CANADA

ACTIVITY SUMMARY

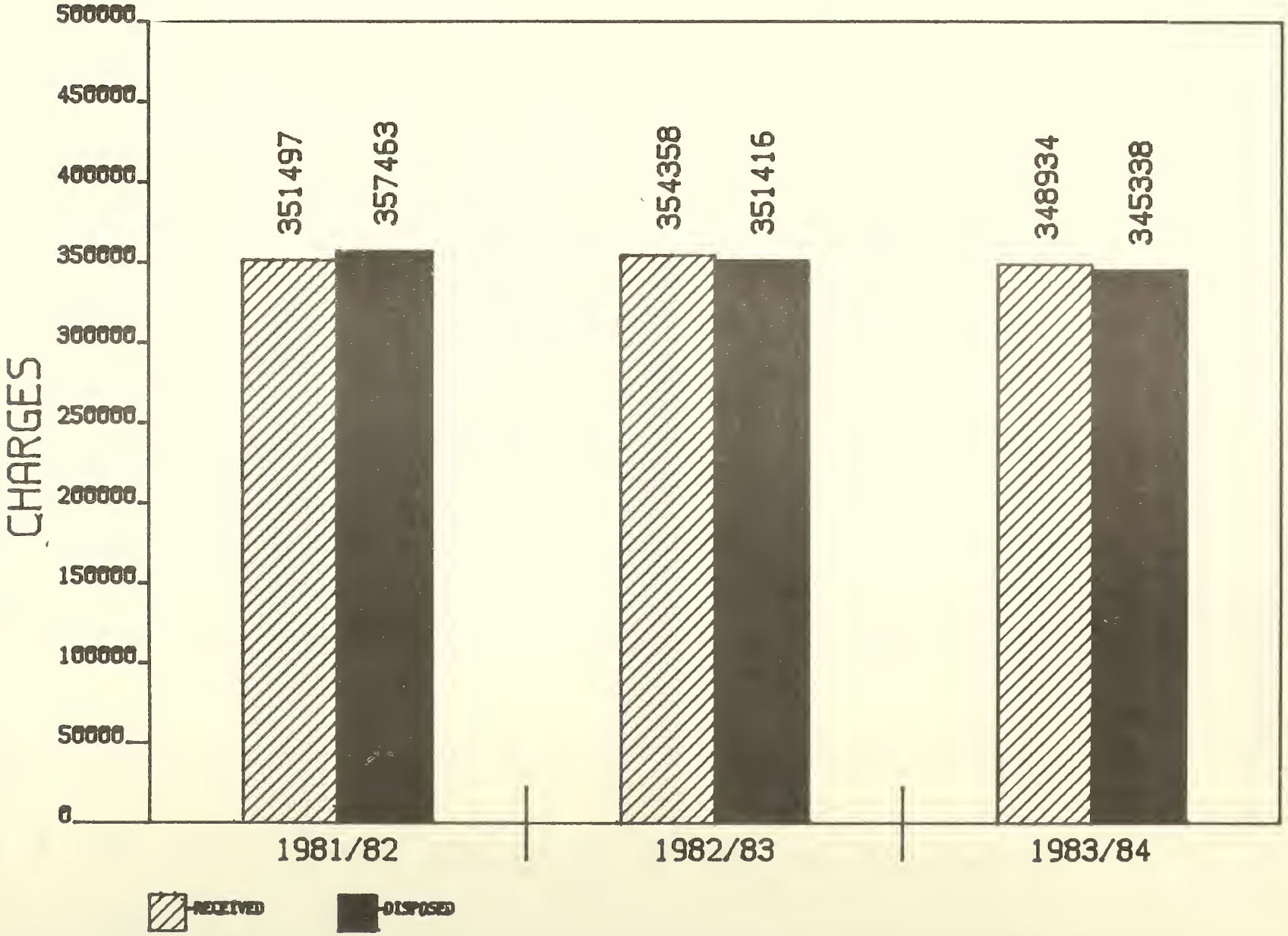

TABLE V.4
PROVINCIAL COURT (CRIMINAL DIVISION)
NARCOTICS CONTROL ACT/FOOD AND DRUG ACT
ACTIVITY SUMMARY

Judicial District County, or District	Charges Received			Charges Disposed (1)			Pending as of March 31 (2)		
	1981/82	1982/83	1983/84	1981/82	1982/83	1983/84	1982	1983	1984
TOTAL ONTARIO	27126	21880	17945	28822	22507	17588	3761 (3)	4087	3824
Metropolitan Toronto	8285	7055	5035	8377	6532	4841	995	1152	933
REMAINDER OF ONTARIO	18841	14825	12910	20445	15975	12747	2766 (3)	2935	2891
Algoma	596	418	293	595	420	313	68	42	47
Brant	207	161	143	219	178	102	18	44	51
Bruce	178	139	134	183	179	154	31	22	11
Cochrane	289	270	217	318	305	215	28	13	23
Dufferin	67	30	3	67	58	9	24	4	-
Durham	1052	654	606	1023	776	568	271	74	93
Elgin	122	116	69	184	130	102	...	33	14
Essex	667	648	442	735	683	513	97 (3)	96	-3 (4)
Frontenac	285	207	96	320	237	123	42	28	19
Grey	174	137	114	175	183	121	1	4	8
Haldimand	77	38	24	82	58	21	4	3	10
Halton	814	572	566	754	760	598	250 (3)	108	116
Hamilton-Wentworth	3395	2046	1723	3736	2267	1651	480	418	419
Hastings	263	265	295	324	273	265	...	28	39
Huron	63	30	19	65	35	18	14	3	4
Kenora	166	213	116	108	205	105	85	8	16
Kent	466	185	328	481	230	308	86	23	55
Lambton	412	361	241	338	448	292	73	56	29
Lanark	43	82	46	63	66	95	...	38	3
Leeds & Grenville	185	232	82	200	156	150	1	68	8
Lennox & Addington	70	39	45	59	37	48	17	6	9
Manitoulin	18	12	13	17	12	13	3	1	-
Middlesex	734	541	710	1102	704	523	...	112	167
Muskoka	155	180	60	135	179	55	32	26	17
Niagara North	287	322	200	389	283	198	...	125	66
Niagara South	272	283	248	307	309	214	49	72	87
Nipissing	261	260	246	285	252	198	30	50	54
Norfolk	156	177	77	154	183	80	21	9	1
Northumberland	244	184	159	262	232	170	9	17	10
Ottawa-Carleton	837	725	732	784	802	529	255	109	272
Oxford	191	129	147	192	163	80	49	15	86
Parry Sound	64	61	27	99	59	26	15 (3)	36	10
Peel	1430	1356	1410	1548	1231	1555	174	538	408
Perth	62	159	104	130	175	104	60 (3)	27	39
Peterborough	256	177	140	280	203	164	26	23	28
Prescott & Russell	72	71	70	78	77	58	3	9	32
Prince Edward	48	55	30	64	50	42	...	7	3
Rainy River	76	89	58	80	62	87	8	44	13
Renfrew	112	200	144	98	192	161	28	30	13
Simcoe	1068	707	670	1237	822	715	91	145	126
Stormont, Dundas & Glengarry	144	73	85	179	88	92	23	24	20
Sudbury	454	382	307	476	367	273	26	55	38
Thunder Bay	306	243	217	443	287	204	...	12	46
Timiskaming	155	78	160	154	80	124	8	7	37
Victoria & Haliburton	165	159	114	203	164	132	...	26	10
Waterloo	740	614	527	774	628	545	132 (3)	106	144
Wellington	257	239	216	270	227	213	16	71	77
York Region	686	506	437	676	460	421	118	120	116

NOTES: (1) "Charges Disposed" includes final in court dispositions, prepaid fines, charges transferred out.
(2) See Preface.
(3) Revision of pending figure by court office during fiscal year.
(4) Did not perform count of pending caseload on March 31, 1984.

Source: Provincial Court (Criminal Division) Statistical Report

2485A/205A/37

PROVINCIAL COURT (CRIMINAL DIVISION)

NCA/FDA

ACTIVITY SUMMARY

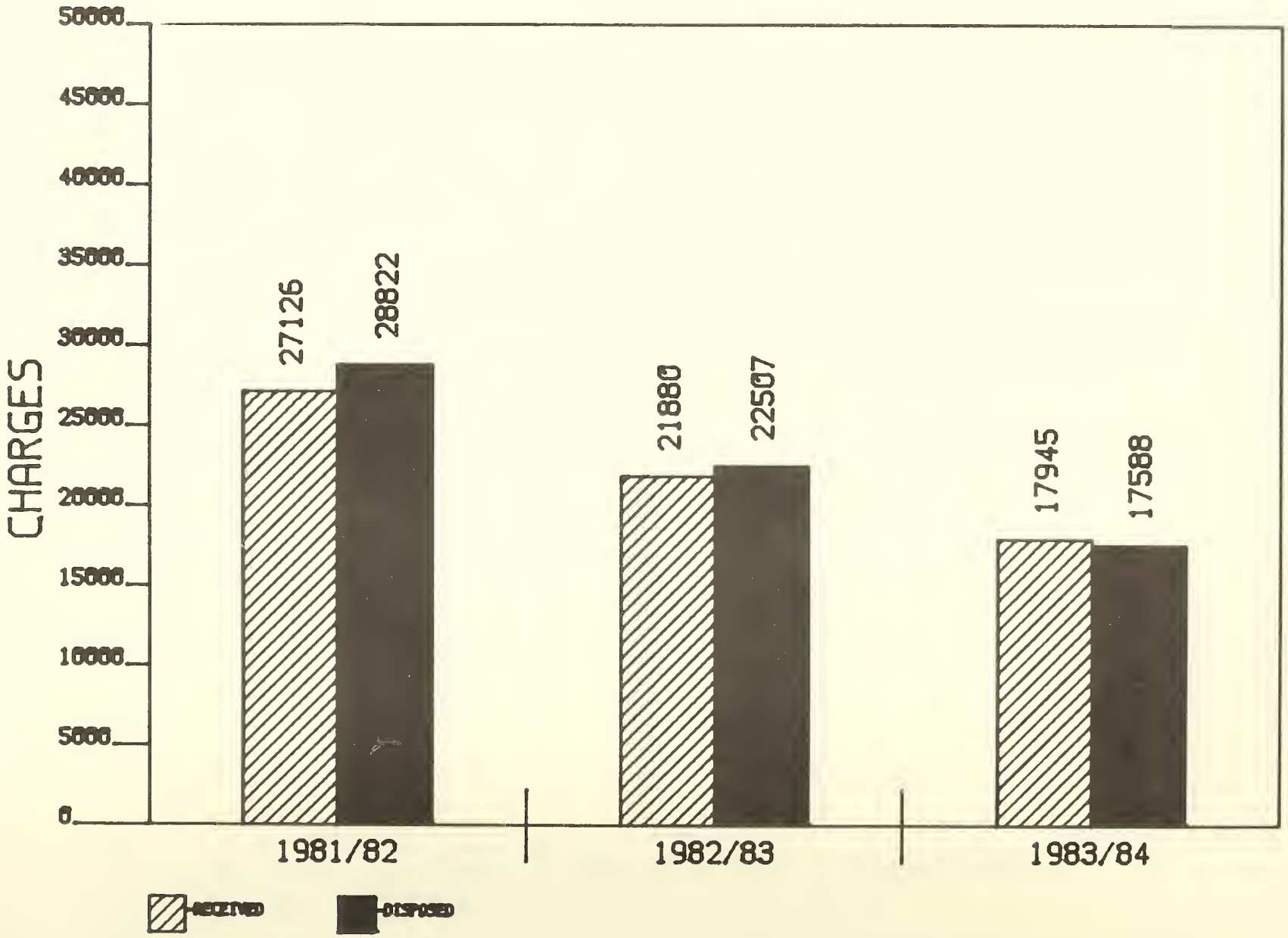

TABLE V.5
PROVINCIAL COURT (CRIMINAL DIVISION)
LIQUOR CONTROL ACT/LIQUOR LICENCE ACT
ACTIVITY SUMMARY

Judicial District County, or District	Charges Received			Charges Disposed (1)			Prepaid Fines		
	1981/82	1982/83	1983/84	1981/82	1982/83	1983/84	1981/82	1982/83	1983/84
TOTAL ONTARIO	174991	162232	146112	174351	160397	143501	57022	50900	43243
Metropolitan Toronto	40523	39945	34564	37535	37210	32023	5167	5064	3543
REMAINDER OF ONTARIO	134468	122287	111548	136816	123187	111478	51855	45836	39700
Algoma	3313	2249	1946	3289	2261	1833	1472	951	743
Brant	1564	1368	941	1569	1370	961	661	443	347
Bruce	3087	2744	2770	3300	2692	2657	1870	1592	1525
Cochrane	2401	2057	2367	2397	2119	2337	1054	931	885
Dufferin	935	686	599	872	680	641	440	359	324
Durham	5547	4645	4178	5452	4981	4333	1990	1537	1306
Elgin	2170	2001	1676	2230	1932	1720	1033	891	740
Essex	3336	3523	3101	3240	3581	3174	1121	1261	1111
Frontenac	2202	2293	1612	2214	2283	1583	1072	1021	753
Grey	1661	1316	1071	1626	1387	1060	932	686	571
Haldimand	1057	993	758	1057	983	777	461	407	317
Halton	3244	3757	3046	3267	3827	3107	1197	1348	1099
Hamilton-Wentworth	10468	8392	7887	10759	8273	7840	2924	2269	2005
Hastings	2058	2240	1900	2002	2366	1863	969	927	738
Huron	1698	1654	1431	1784	1648	1445	1118	1086	860
Kenora	7310	6139	5597	7433	6140	5784	919	925	784
Kent	2894	3186	3176	2881	3079	3147	1392	1523	1401
Lambton	6253	5141	4050	5990	5130	3941	2832	2274	1694
Lanark	1100	1067	1035	1115	1068	1017	547	501	464
Leeds & Grenville	1400	1425	1263	1334	1482	1262	703	800	621
Lennox & Addington	980	859	793	990	839	824	499	395	361
Manitoulin	550	605	483	569	634	465	166	209	111
Middlesex	6770	6098	5481	6865	6409	5515	2357	2088	1838
Muskoka	1726	1198	1390	1826	1301	1476	686	563	594
Niagara North	3161	2616	2226	3227	2751	2247	1172	922	664
Niagara South	2723	2792	2472	2727	2840	2404	1085	1191	940
Nipissing	1673	1860	1517	1658	1889	1547	518	618	468
Norfolk	2851	2128	2223	2857	2132	2269	1260	915	925
Northumberland	2461	2130	1990	2435	2250	2060	1056	893	874
Ottawa-Carleton	4325	3847	3637	4446	3923	3536	918	638	546
Oxford	2294	1890	1612	2270	1942	1612	1111	972	776
Parry Sound	767	729	750	735	736	711	383	362	356
Peel	5071	6053	5318	4991	5138	5280	1838	1694	1546
Perth	1828	1717	1391	1860	1686	1308	907	844	620
Peterborough	1868	1935	1693	1969	1845	1736	859	697	678
Prescott & Russell	349	302	254	363	297	261	145	137	125
Prince Edward	523	591	527	562	580	530	271	292	270
Rainy River	627	642	670	706	619	674	221	234	234
Renfrew	1495	1312	1227	1514	1344	1220	786	726	617
Simcoe	6629	5491	5722	7145	5645	5729	2864	2277	2200
Stormont, Dundas & Glengarry	1221	1031	767	1248	935	789	592	443	373
Sudbury	2073	1744	1655	2036	1766	1660	539	446	521
Thunder Bay	4819	5038	4729	6004	5237	4798	1631	1432	1235
Timiskaming	897	792	775	900	793	776	411	386	356
Victoria & Haliburton	1778	1649	1614	1879	1654	1545	816	704	669
Waterloo	3440	3744	3473	3546	3828	3483	1333	1250	1119
Wellington	2318	2549	2434	2327	2584	2358	1107	1191	1016
York Region	5553	4069	4321	5350	4308	4183	1617	1585	1380

NOTES: (1) "Charges Disposed" includes final in court dispositions, prepaid fines, charges transferred out, accepted drop-in guilty pleas, and fail to respond.

Source: Provincial Court (Criminal Division) Statistical Report

2485A/205A/38

PROVINCIAL COURT (CRIMINAL DIVISION)

LIQUOR LICENCE ACT

ACTIVITY SUMMARY

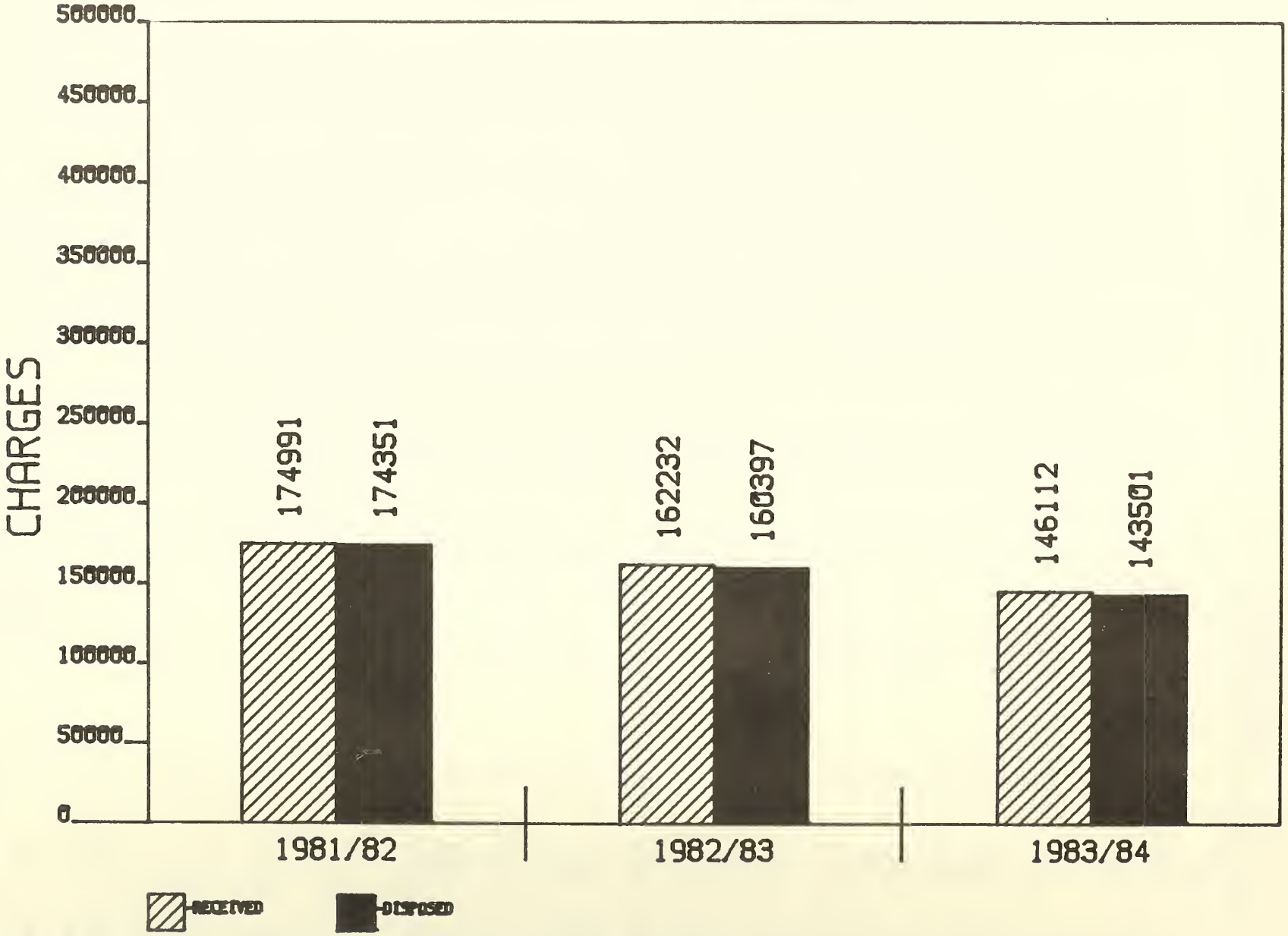

TABLE V.6
PROVINCIAL COURT (CRIMINAL DIVISION)
HIGHWAY TRAFFIC ACT
ACTIVITY SUMMARY

Judicial District County, or District	Charges Received			Charges Disposed (1)			Prepaid Fines		
	1981/82	1982/83	1983/84	1981/82	1982/83	1983/84	1981/82	1982/83	1983/84
TOTAL ONTARIO	1613106	1530977	1404750	1651411	1566216	1437231	903151	908898	842955
Metropolitan Toronto	705677	609372	473249	737909	638948	505659	330289	304025	237505
REMAINDER OF ONTARIO	907429	921605	931501	913502	927268	931572	572862	604873	605450
Algoma	16889	15168	16394	16736	15366	16172	10381	9899	10733
Brant	12761	11355	10902	13320	11661	10954	8545	7569	7082
Bruce	7424	8515	8509	8003	8575	8276	5817	6705	6490
Cochrane	12184	10995	13489	12276	11098	13536	8678	8003	9966
Dufferin	3397	2853	3209	3281	2771	3265	2102	1873	2195
Durham	48427	49326	50346	48018	50160	51159	29408	30074	31042
Elgin	11636	12322	10363	12224	12750	10668	8463	9202	7503
Essex	33320	36135	39445	33450	35440	39987	20067	21815	24274
Frontenac	11891	14748	12681	11975	14580	12650	8340	10597	9046
Grey	5903	6599	6184	5969	6563	6084	4684	5240	4830
Haldimand	4347	4238	4060	4331	4261	4040	2891	2817	2659
Halton	40852	42856	40831	39986	43254	40246	24484	28183	26244
Hamilton-Wentworth	73169	75809	68595	70329	75503	67626	44010	48344	44282
Hastings	9983	11793	13545	9835	12132	13502	7023	8779	9923
Huron	4186	5273	4779	4163	5210	4901	2948	3972	3734
Kenora	9850	9657	9709	9799	10171	9770	5593	6350	6307
Kent	15447	16451	17852	15424	16364	17645	10684	11653	12355
Lambton	13564	14138	11774	13978	14314	11790	8231	8577	6983
Lanark	3781	4464	5411	3853	4425	5232	2553	3040	3585
Leeds & Grenville	13396	13486	15368	13519	13470	15516	9057	9216	10995
Lennox & Addington	3489	5439	5745	3487	5273	5659	2366	3797	3992
Manitoulin	688	707	760	672	720	727	368	418	431
Middlesex	46319	44345	48225	47318	45843	48563	28718	28120	28767
Muskoka	15494	15129	13360	15535	15298	13476	9652	10003	8840
Niagara North	23030	23607	20567	23472	23663	21026	15554	16097	13968
Niagara South	25629	29431	27835	26739	30131	27891	16757	19815	18285
Nipissing	12840	11865	10905	12699	11937	10706	8478	8044	7168
Norfolk	7755	7901	8319	7691	7995	8398	5259	5691	5915
Northumberland	13074	13695	14168	12928	13995	14486	8226	9275	9660
Ottawa-Carleton	56240	49101	49358	57977	49504	48472	35744	29346	28311
Oxford	11997	10940	12472	11931	11313	12445	8456	8419	9405
Parry Sound	4659	5732	5818	4565	5565	5684	3121	3977	4088
Peel	49070	56557	69543	56173	56173	69681	26651	31603	40019
Perth	10079	9792	10419	10504	9759	10130	7628	7399	7641
Peterborough	8800	9899	12360	9037	9830	11939	5844	6389	7761
Prescott & Russell	5521	5841	5055	5482	5696	5215	3425	4084	3619
Prince Edward	1482	1791	1446	1471	1754	1565	997	1265	1078
Rainy River	1911	2822	2619	1946	2778	2668	1199	1827	1755
Renfrew	8512	8284	8141	8510	8422	8080	5739	6098	5787
Simcoe	41330	41531	40595	42914	41308	40794	27728	27793	27322
Stormont, Dundas & Glengarry	13197	13983	14459	13358	12909	14636	8101	8408	9755
Sudbury	21111	19568	19815	20946	19425	19730	13658	12794	13478
Thunder Bay	24410	20154	19264	24186	20715	19608	15900	13561	12834
Timiskaming	4627	4829	5475	4591	4857	5434	3101	3547	3879
Victoria & Haliburton	4500	4767	5566	4705	4623	5393	3017	3171	3773
Waterloo	48671	51941	47250	48146	52561	46843	32447	37442	32378
Wellington	15565	15567	15553	15766	15720	15616	10482	10774	10597
York Region	75022	70206	72913	76272	71433	73688	40287	43808	44716

NOTES: (1) "Charges Disposed" includes final in court dispositions, prepaid fines, charges transferred out, accepted drop-in guilty pleas, and fail to respond.

Source: Provincial Court (Criminal Division) Statistical Report

2485A/205A/39

PROVINCIAL COURT (CRIMINAL DIVISION)

HIGHWAY TRAFFIC ACT

ACTIVITY SUMMARY

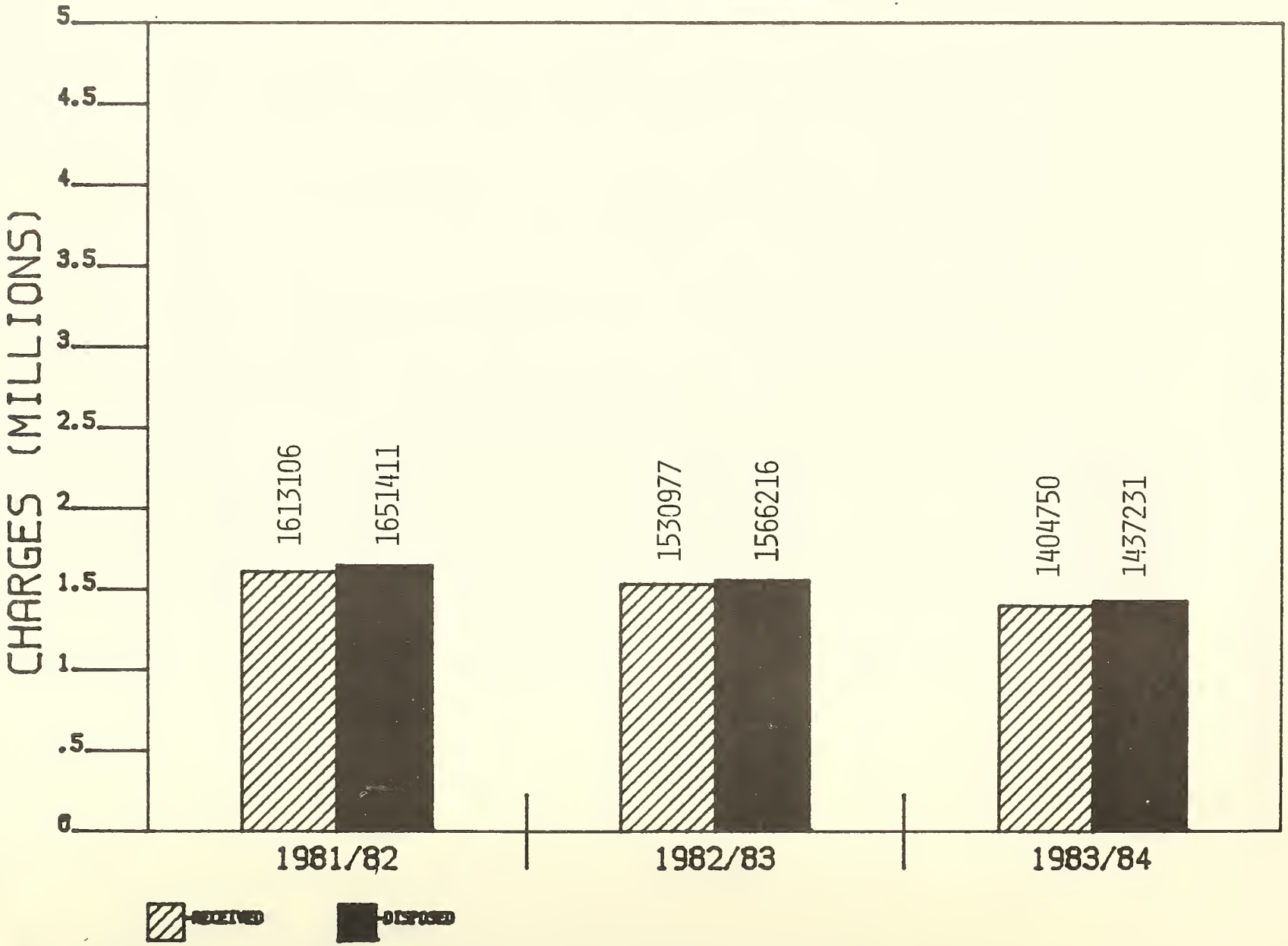

TABLE V.7
PROVINCIAL COURT (CRIMINAL DIVISION)
OTHER PROVINCIAL STATUTES
ACTIVITY SUMMARY

Judicial District County, or District	Charges Received			Charges Disposed (1)			Prepaid Fines		
	1981/82	1982/83	1983/84	1981/82	1982/83	1983/84	1981/82	1982/83	1983/84
TOTAL ONTARIO	104515	107563	108092	99347	97053	98250	26352	26006	26582
Metropolitan Toronto	52407	49290	39878	44683	38053	31267	10116	7629	5737
REMAINDER OF ONTARIO	52108	58273	68214	54664	59000	66983	16236	18377	20845
Algoma	1115	1010	1112	1278	1164	1200	333	302	322
Brant	733	763	710	783	400	649	192	75	137
Bruce	400	385	378	361	273	374	122	106	156
Cochrane	1030	985	1065	1108	965	1092	547	475	524
Dufferin	158	189	151	143	214	156	48	51	61
Durham	1246	1508	4730	1390	1753	3246	290	368	857
Elgin	404	443	480	437	492	523	144	166	213
Essex	2251	2974	2902	2294	2947	3058	848	1180	1249
Frontenac	503	532	532	452	547	527	136	215	209
Grey	510	450	499	492	480	459	195	232	211
Haldimand	523	505	442	495	521	457	208	211	201
Halton	1330	1510	1585	1428	1535	1508	385	393	416
Hamilton-Wentworth	5590	6182	6469	5479	6091	6723	1782	1989	1987
Hastings	631	830	648	647	926	644	245	332	231
Huron	161	189	262	182	202	267	59	73	90
Kenora	743	1060	795	1021	1197	816	291	433	265
Kent	919	988	1215	919	1006	1132	339	365	395
Lambton	1375	1336	1476	1350	1445	1564	359	328	393
Lanark	279	289	429	263	295	337	80	75	100
Leeds & Grenville	356	354	646	407	355	573	78	132	206
Lennox & Addington	277	273	235	257	283	235	70	71	78
Manitoulin	110	143	125	116	149	120	51	43	29
Middlesex	3569	3471	4360	3616	3758	4193	938	926	1001
Muskoka	534	593	661	641	876	716	237	415	279
Niagara North	1462	1719	1680	1494	1561	1784	544	510	534
Niagara South	1658	2208	2620	1759	1805	2379	610	682	773
Nipissing	985	1115	1413	967	1057	1408	424	403	501
Norfolk	560	517	602	568	518	615	209	182	256
Northumberland	764	583	698	917	628	764	200	183	210
Ottawa-Carleton	2948	3275	4127	3015	3344	3960	680	566	750
Oxford	304	266	321	301	334	317	40	60	57
Parry Sound	285	451	403	269	470	404	96	206	184
Peel	3089	4261	5592	3455	4023	5300	507	607	1033
Perth	427	405	452	415	430	438	160	193	178
Peterborough	526	551	637	699	559	541	140	140	126
Prescott & Russell	198	285	428	221	276	449	80	123	179
Prince Edward	255	256	224	226	229	287	87	57	65
Rainy River	304	236	292	340	266	264	42	101	124
Renfrew	812	827	941	825	839	808	315	321	334
Simcoe	2075	1869	2023	2283	2027	2079	720	639	791
Stormont, Dundas & Glengarry	902	1364	1129	1053	1204	1271	227	324	330
Sudbury	355	346	380	552	345	396	99	52	62
Thunder Bay	970	1646	2224	1456	1891	2444	354	585	735
Timiskaming	646	628	711	646	587	727	303	261	325
Victoria & Haliburton	624	611	570	709	851	905	183	236	224
Waterloo	1434	1694	2163	1446	1748	2076	372	536	675
Wellington	1134	1176	1205	1152	1154	1207	494	459	469
York Region	4644	5022	5472	4337	4980	5591	1373	1995	2320

NOTES: (1) "Charges Disposed" includes final in court dispositions, prepaid fines, charges transferred out, accepted drop-in guilty pleas, and fail to respond.

Source: Provincial Court (Criminal Division) Statistical Report

2485A/205A/40

PROVINCIAL COURT (CRIMINAL DIVISION)

OTHER PROVINCIAL

ACTIVITY SUMMARY

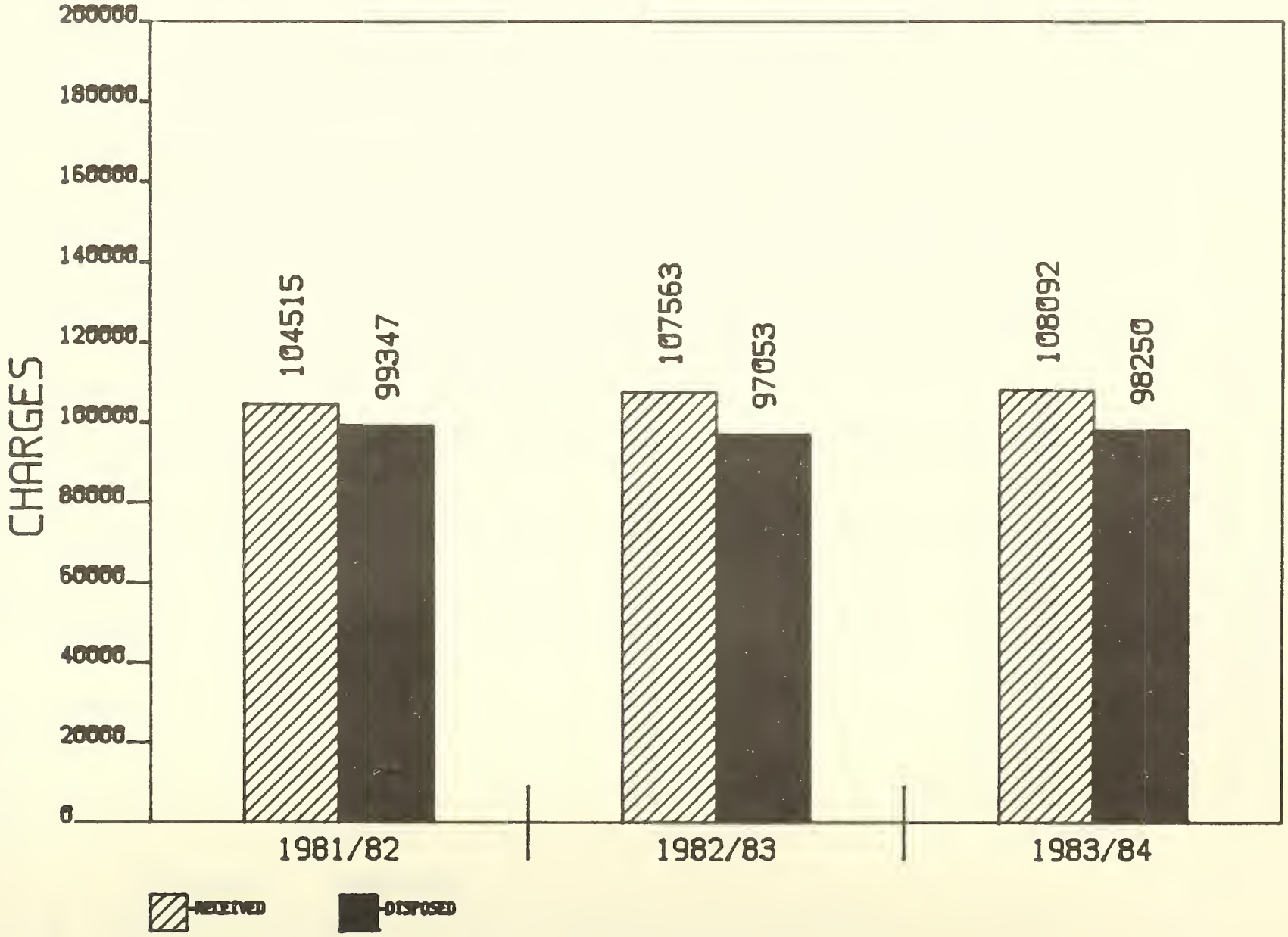

TABLE V.8
PROVINCIAL COURT (CRIMINAL DIVISION)
OTHER FEDERAL STATUTES
ACTIVITY SUMMARY

Judicial District County, or District	Charges Received			Charges Disposed (1)			Prepaid Fines		
	1981/82	1982/83	1983/84	1981/82	1982/83	1983/84	1981/82	1982/83	1983/84
TOTAL ONTARIO	69925	77335	80306	72048	74712	75933	30292	31384	30661
Metropolitan Toronto	4601	4398	6111	3995	2903	4287	29	-	-
REMAINDER OF ONTARIO	65324	72937	74195	68053	71809	71646	30263	31384	30661
Algoma	373	367	362	207	343	338	9	4	-
Brant	144	83	148	145	68	155	-	-	-
Bruce	100	82	59	76	105	54	-	1	-
Cochrane	609	679	796	527	724	647	14	103	47
Dufferin	54	110	68	54	50	135	-	-	-
Durham	196	238	406	143	173	232	-	-	-
Elgin	141	127	129	175	116	116	-	-	-
Essex	2384	2475	1358	3355	2461	1554	1647	1036	366
Frontenac	747	813	1019	904	865	1018	339	329	430
Grey	228	284	173	197	277	175	12	-	-
Haldimand	94	37	157	97	47	157	-	-	1
Halton	323	300	412	367	305	403	-	-	-
Hamilton-Wentworth	791	1106	1309	929	832	1118	11	9	-
Hastings	978	778	701	950	691	769	-	1	149
Huron	107	64	75	125	36	94	12	1	-
Kenora	1991	2454	2610	1834	2458	2612	60	46	3
Kent	265	249	164	207	213	168	-	-	-
Lambton	252	420	319	275	292	252	-	-	-
Lanark	119	152	120	99	178	152	2	2	1
Leeds & Grenville	651	596	445	605	617	562	12	8	10
Lennox & Addington	74	74	49	58	82	49	-	1	-
Manitoulin	582	557	445	567	596	457	-	-	-
Middlesex	4692	3478	3975	5135	3965	3789	3767	2877	2647
Muskoka	268	294	408	238	271	437	-	-	-
Niagara North	332	332	411	330	375	421	10	-	-
Niagara South	321	245	428	333	396	381	-	-	-
Nipissing	363	283	623	305	313	597	69	98	151
Norfolk	117	168	259	142	162	266	-	-	-
Northumberland	205	348	299	91	266	249	-	-	-
Ottawa-Carleton	19239	20236	19231	20413	19370	18970	12104	11467	10466
Oxford	84	139	319	136	96	190	-	-	-
Parry Sound	115	119	140	86	130	96	-	-	-
Peel	23176	29211	31075	23497	29091	29506	11399	14779	15730
Perth	113	111	78	73	71	91	-	-	-
Peterborough	430	505	409	378	594	391	5	-	-
Prescott & Russell	39	127	24	84	97	46	-	-	-
Prince Edward	27	78	32	34	22	40	-	-	-
Rainy River	139	181	205	116	197	187	-	-	-
Renfrew	742	826	695	659	838	775	-	1	-
Simcoe	879	1017	946	872	884	925	3	2	81
Stormont, Dundas & Glengarry	225	255	108	224	158	155	1	-	-
Sudbury	329	241	379	245	394	370	9	25	18
Thunder Bay	607	780	718	1283	896	846	698	525	424
Timiskaming	284	370	287	250	361	302	20	69	115
Victoria & Haliburton	203	415	425	128	156	105	-	-	-
Waterloo	695	580	653	711	614	696	60	-	-
Wellington	202	215	162	179	197	171	-	-	22
York Region	295	338	582	215	366	427	-	-	-

NOTES: (1) "Charges Disposed" includes final in court dispositions, prepaid fines, charges transferred out.

Source: Provincial Court (Criminal Division) Statistical Report

2485A/205A/41

PROVINCIAL COURT (CRIMINAL DIVISION)

OTHER FEDERAL

ACTIVITY SUMMARY

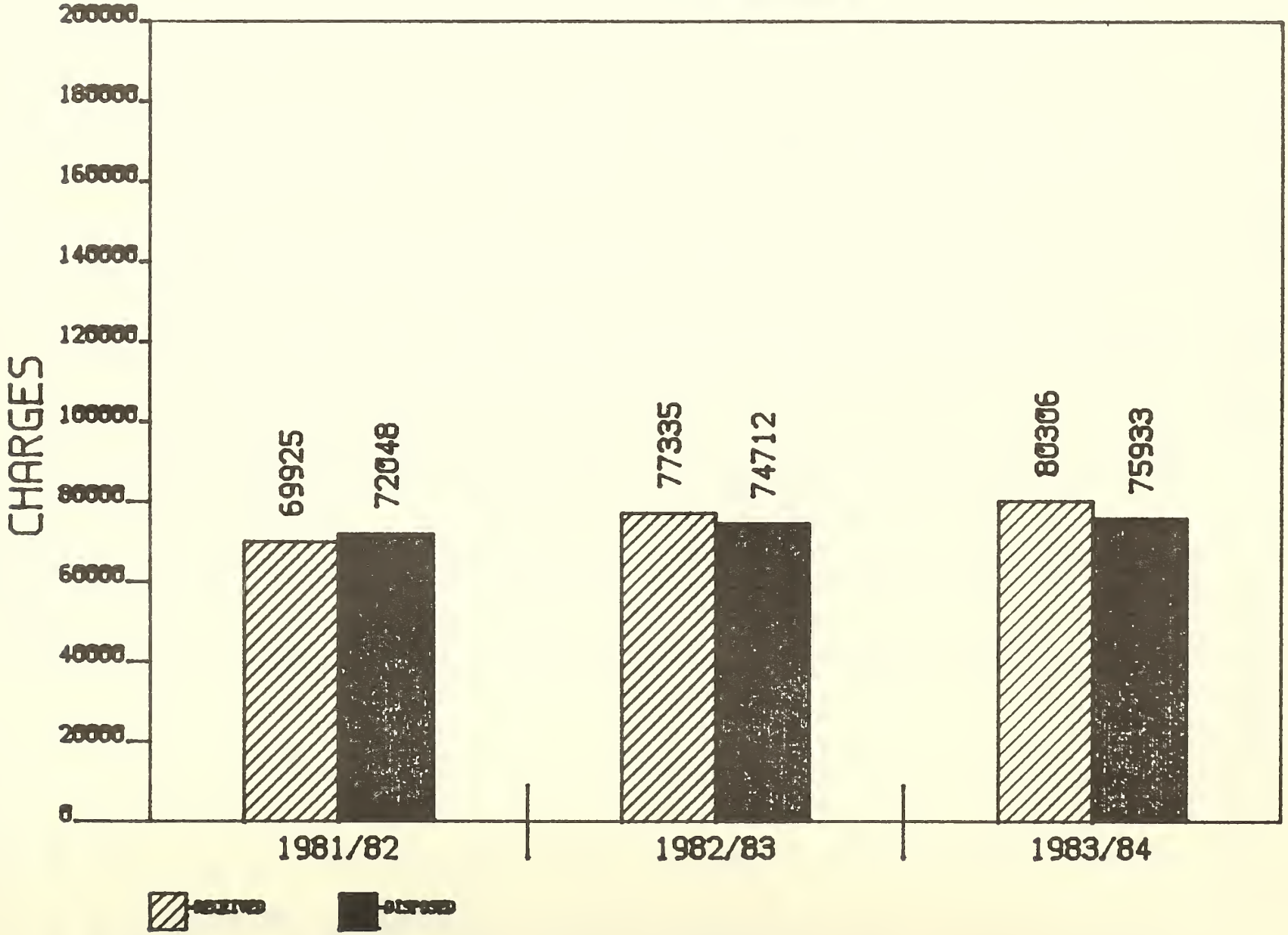

TABLE V.9
PROVINCIAL COURT (CRIMINAL DIVISION)
MUNICIPAL BY-LAWS
ACTIVITY SUMMARY

Judicial District County, or District	Charges Received			Charges Disposed (1)			Prepaid Fines		
	1981/82	1982/83	1983/84	1981/82	1982/83	1983/84	1981/82	1982/83	1983/84
TOTAL ONTARIO	2207131	1553930	1197483	1832625	2270642	1726591	876520	979527	403783
Metropolitan Toronto	1655151	1008514	669189	1296344	1708550	1235276	597917	698983	146923
REMAINDER OF ONTARIO	551980	545416	528294	536281	562092	491315	278603	280544	256860
Algoma	5162	4206	3523	5210	4510	3632	3207	2710	2287
Brant	2055	1759	3642	3128	3497	3632	1277	1594	1760
Bruce	1256	1156	1025	1321	1593	1071	705	940	662
Cochrane	10184	9603	8966	10096	9808	9396	6189	6520	5712
Dufferin	627	688	532	469	951	586	231	497	338
Durham	20557	22479	18279	13584	21880	18289	8150	10276	8786
Elgin	2000	2958	2553	2332	2832	3187	1355	1673	2068
Essex	28995	26944	30688	33809	26530	28678	18643	14769	18575
Frontenac	23080	23136	21989	24565	24787	21801	13310	12258	11394
Grey	2633	2589	2759	2529	2723	2800	1813	1895	1909
Haldimand	247	212	213	260	204	207	134	107	126
Halton	20637	17398	9994	19421	19661	10345	6428	5805	2901
Hamilton-Wentworth	77355	86669	59658	73533	83434	55145	36001	42299	29596
Hastings	10333	9317	9136	10672	9879	9845	6992	5859	6068
Huron	127	123	88	134	112	74	54	65	40
Kenora	1261	1031	929	1193	1009	960	388	381	414
Kent	3669	4108	3240	3741	3962	3447	2377	2703	2297
Lambton	3597	3354	4281	3680	3461	4051	1684	1472	2591
Lanark	1247	1583	1627	1354	1573	1654	760	894	951
Leeds & Grenville	1885	1852	848	1923	1849	969	1028	1037	475
Lennox & Addington	368	526	601	429	454	616	209	277	378
Manitoulin	12	14	26	10	14	25	3	4	14
Middlesex	23251	19790	18560	23730	19647	16607	9448	7170	5693
Muskoka	1057	1066	815	1011	1177	818	379	469	424
Niagara North	19003	18764	13972	17192	20021	14952	9710	10446	8001
Niagara South	10636	10153	7586	10981	10793	8663	5113	4926	4153
Nipissing	2946	2216	1734	2673	2206	2197	1830	1400	1520
Norfolk	2723	1816	1923	2661	1890	1919	1406	1042	1081
Northumberland	2504	1975	1957	2343	2017	1910	1144	956	969
Ottawa-Carleton	114065	122014	124310	99827	129518	115252	58324	64804	56927
Oxford	2855	2750	2346	2705	2941	2486	1568	1799	1602
Parry Sound	512	570	446	533	538	478	330	295	322
Peel	52821	51041	88841	54460	52436	59650	22840	22041	27542
Perth	3039	3151	3030	3457	3133	3249	2131	2065	2292
Peterborough	5937	4454	4927	5729	5162	6046	1612	1770	1958
Prescott & Russell	141	172	179	130	168	189	43	78	80
Prince Edward	310	251	247	258	360	260	181	199	207
Rainy River	1031	637	492	1042	676	540	570	384	277
Renfrew	799	917	664	923	913	634	551	590	409
Simcoe	14403	11039	10667	15222	12159	10458	8359	6590	6172
Stormont, Dundas & Glengarry	3325	2603	2770	3319	2833	2685	1629	1230	1690
Sudbury	7332	8983	7391	8792	9271	8622	4839	5182	5161
Thunder Bay	8768	8661	8137	8119	8650	8504	4598	4961	4908
Timiskaming	1307	806	700	1322	855	708	770	470	380
Victoria & Haliburton	1698	1653	1065	1805	1646	1191	938	875	624
Waterloo	35494	27232	26689	35466	27445	26536	18921	15594	15762
Wellington	8625	8616	7254	9481	8835	7501	5751	5359	4813
York Region	10111	12381	6995	9707	12079	8850	4680	5814	4551

NOTES: (1) "Charges Disposed" includes final in court dispositions, prepaid fines, charges transferred out, accepted drop-in guilty pleas, and failure to respond.

Source: Provincial Court (Criminal Division) Statistical Report

2485A/205A/42

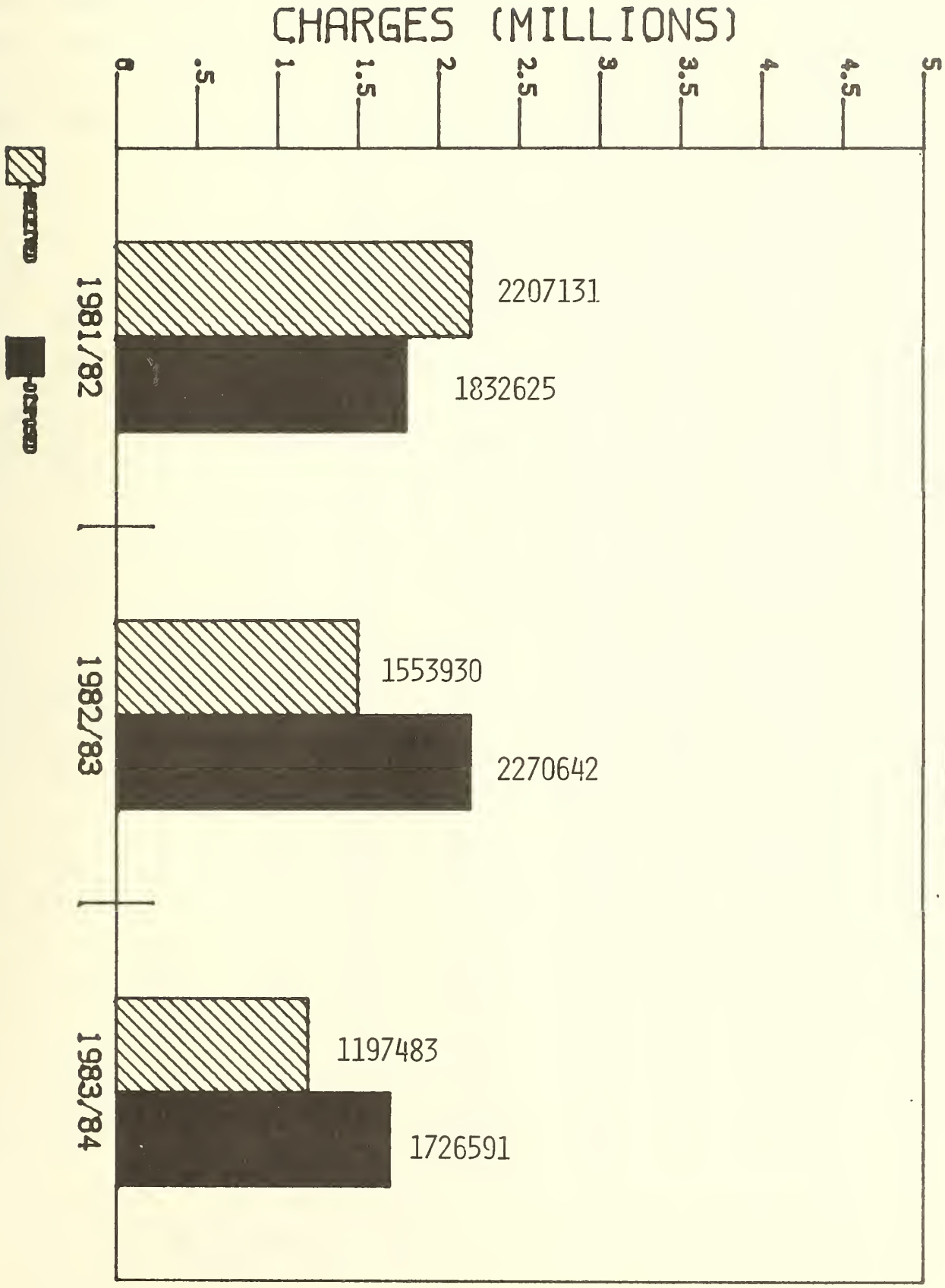

PROVINCIAL COURT (CRIMINAL DIVISION)

MUNICIPAL BYLAWS

ACTIVITY SUMMARY

TABLE V.10
PROVINCIAL OFFENCES ACT
LIQUOR LICENCE ACT
ACTIVITY SUMMARY OF CHARGES
VIA OFFENCE NOTICES

Judicial District County, or District	Charges Received			Trial Requests			Drop-In Guilty Pleas(1)		
	1981/82	1982/83	1983/84	1981/82	1982/83	1983/84	1981/82	1982/83	1983/84
TOTAL ONTARIO	155013	146268	132693	4391	3993	3324	5127	4980	4131
Metropolitan Toronto	33021	33657	28123	1728	1637	1333	1061	913	859
REMAINDER OF ONTARIO	121992	112611	104570	2663	2356	1991	4066	4067	3272
Algoma	3216	2174	1874	24	17	36	30	21	16
Brant	1541	1344	919	27	39	18	15	5	6
Bruce	3018	2617	2609	34	25	27	33	28	14
Cochrane	2228	2012	2232	10	15	17	16	6	13
Dufferin	904	662	583	28	11	11	3	2	2
Durham	5270	4365	3924	218	165	109	190	139	121
Elgin	2113	1960	1599	38	25	21	95	104	87
Essex	2770	3068	3023	78	151	92	187	331	188
Frontenac	2165	2243	1608	38	33	23	218	192	122
Grey	1630	1270	1041	17	20	9	23	21	16
Haldimand	1034	977	738	22	17	14	22	33	19
Halton	3077	3544	2863	76	78	44	124	223	171
Hamilton-Wentworth	8779	7638	7670	294	278	211	569	494	435
Hastings	1974	2158	1746	26	22	28	74	87	67
Huron	1672	1617	1371	16	12	13	33	16	13
Kenora	6820	5606	5129	19	8	11	38	15	21
Kent	2836	3092	3083	59	56	54	128	136	119
Lambton	6170	5070	4004	67	63	41	324	266	238
Lanark	1056	1020	986	19	13	15	9	10	9
Leeds & Grenville	1331	1372	1244	14	18	14	30	33	15
Lennox & Addington	940	848	786	22	12	25	79	129	116
Manitoulin	502	539	425	6	3	3	4	8	4
Middlesex	5301	5375	5244	107	74	88	349	369	267
Muskoka	1601	1169	1333	10	17	7	18	13	14
Niagara North	3105	2563	2163	95	53	29	202	130	141
Niagara South	2673	2729	2437	57	53	57	38	59	46
Nipissing	1379	1400	1253	20	37	25	17	19	13
Norfolk	2817	2086	2211	66	40	29	44	28	22
Northumberland	2253	1933	1817	36	39	42	25	34	21
Ottawa-Carleton	1747	1681	1738	52	52	84	76	20	18
Oxford	2236	1857	1583	38	15	11	30	4	4
Parry Sound	743	716	729	11	15	12	6	5	15
Peel	4807	5891	5136	204	124	171	62	80	67
Perth	1522	1379	1147	18	17	5	74	60	47
Peterborough	1558	1626	1441	17	21	27	136	162	106
Prescott & Russell	318	280	250	12	5	9	4	9	3
Prince Edward	458	565	506	1	7	1	-	-	-
Rainy River	592	616	650	3	10	8	1	5	-
Renfrew	1467	1303	1196	26	26	12	38	27	27
Simcoe	6423	5277	5488	250	239	146	105	110	71
Stormont, Dundas & Glengarry	1178	916	749	6	8	10	16	12	10
Sudbury	1619	1451	1412	19	19	27	66	74	40
Thunder Bay	3555	4325	4450	53	55	49	54	58	40
Timiskaming	866	760	747	8	3	9	3	5	2
Victoria & Haliburton	1739	1592	1566	29	35	20	78	79	94
Waterloo	3289	3484	3310	48	54	49	182	203	153
Wellington	2263	2469	2387	26	35	33	65	110	133
York Region	5437	3972	4170	299	222	195	133	93	106

NOTES: (1) Refers to 'accepted drop-in guilty pleas' only.

Source: Provincial Court (Criminal Division) Statistical Report

TABLE V.10
PROVINCIAL OFFENCES ACT
LIQUOR LICENCE ACT
ACTIVITY SUMMARY OF CHARGES
VIA OFFENCE NOTICES

Judicial District County, or District	Fail to Respond			Prepaid Fines		
	1981/82	1982/83	1983/84	1981/82	1982/83	1983/84
TOTAL ONTARIO	89278	86914	80931	56927	50900	43243
Metropolitan Toronto	24612	26007	21743	5141	5064	3543
REMAINDER OF ONTARIO	64666	60907	59188	51786	45836	39700
Algoma	1629	1194	966	1466	951	743
Brant	794	829	559	661	443	347
Bruce	1305	919	934	1870	1592	1525
Cochrane	1133	1102	1256	1054	931	885
Dufferin	390	285	279	440	359	324
Durham	2620	2775	2493	1990	1537	1306
Elgin	1020	853	805	1033	891	740
Essex	1205	1429	1653	1116	1261	1111
Frontenac	818	966	668	1068	1021	753
Grey	625	621	427	932	686	571
Haldimand	522	507	399	461	407	317
Halton	1648	1950	1596	1197	1348	1099
Hamilton-Wentworth	5301	4729	4955	2924	2269	2005
Hastings	825	1195	879	969	927	738
Huron	587	467	492	1118	1086	860
Kenora	5935	4636	4443	917	925	784
Kent	1236	1273	1486	1392	1523	1401
Lambton	2676	2442	1911	2832	2274	1694
Lanark	474	491	480	547	501	464
Leeds & Grenville	490	567	580	702	800	621
Lennox & Addington	350	287	318	499	395	361
Manitoulin	326	344	282	166	209	111
Middlesex	2470	3012	3173	2355	2088	1838
Muskoka	929	640	754	685	563	594
Niagara North	1683	1542	1322	1169	922	664
Niagara South	1522	1481	1318	1058	1191	940
Nipissing	765	771	747	518	618	468
Norfolk	1443	1100	1279	1260	915	925
Northumberland	1084	1064	954	1056	893	874
Ottawa-Carleton	922	988	947	918	638	546
Oxford	999	891	792	1111	972	776
Parry Sound	309	325	304	382	362	356
Peel	2715	3046	3374	1838	1694	1546
Perth	549	439	390	907	844	620
Peterborough	590	650	655	859	697	678
Prescott & Russell	172	128	121	145	137	125
Prince Edward	187	243	230	257	292	270
Rainy River	445	343	411	221	234	234
Renfrew	626	552	534	786	726	617
Simcoe	3779	2887	3132	2864	2277	2200
Stormont, Dundas & Glengarry	584	452	365	592	443	373
Sudbury	846	832	807	539	446	521
Thunder Bay	2726	2962	3210	1631	1432	1235
Timiskaming	444	356	382	411	386	356
Victoria & Haliburton	905	742	705	814	704	669
Waterloo	1782	2082	1885	1333	1250	1119
Wellington	1064	1169	1126	1106	1191	1016
York Region	3217	2349	2410	1617	1585	1380

NOTES:

Source: Provincial Court (Criminal Division)
Statistical Report

2485A/205A/44

TABLE V.10(a)
PROVINCIAL OFFENCES ACT
HIGHWAY TRAFFIC ACT
ACTIVITY SUMMARY OF CHARGES
VIA OFFENCE NOTICES

Judicial District County, or District	Charges Received			Trial Requests			Drop-In Guilty Pleas(1)		
	1981/82	1982/83	1983/84	1981/82	1982/83	1983/84	1981/82	1982/83	1983/84
TOTAL ONTARIO	1547309	1459158	1336404	129877	119012	108135	33871	27614	24757
Metropolitan Toronto	685393	588492	454147	86235	77478	65565	20049	15122	11912
REMAINDER OF ONTARIO	861916	870666	882257	43642	41534	42570	13822	12492	12845
Algoma	15903	14245	15540	405	384	415	57	44	42
Brant	12534	10999	10451	532	438	443	121	20	26
Bruce	7145	8208	8198	173	196	181	47	57	33
Cochrane	11784	10631	13181	352	314	377	55	19	22
Dufferin	3204	2675	3046	205	154	178	26	28	38
Durham	46255	46480	47542	2882	2883	2845	419	443	436
Elgin	11355	12009	10065	254	211	202	167	164	166
Essex	30342	32634	36420	1826	2079	2053	690	819	839
Frontenac	11301	14280	12087	367	389	379	571	461	464
Grey	5720	6292	5876	113	124	107	75	51	59
Haldimand	4174	4036	3858	150	131	151	42	69	37
Halton	39294	41073	38867	2349	2068	2065	338	358	349
Hamilton-Wentworth	71082	73271	65581	4450	4177	4557	1286	1142	1145
Hastings	9546	11203	12903	376	360	422	294	283	297
Huron	3990	5013	4541	121	95	100	49	24	33
Kenora	9511	9356	9429	283	122	118	158	82	125
Kent	14900	15760	17023	456	488	434	309	301	303
Lambton	11815	12191	10220	339	386	310	405	355	355
Lanark	3585	4214	5156	111	123	142	20	30	36
Leeds & Grenville	12024	12097	14083	275	260	337	48	71	53
Lennox & Addington	3362	5281	5548	138	220	214	118	130	169
Manitoulin	607	626	702	16	18	16	5	1	1
Middlesex	41776	39892	43506	2567	2293	2025	976	906	1068
Muskoka	14925	14369	12809	467	490	540	183	155	157
Niagara North	21744	22102	19002	1034	1029	756	537	368	448
Niagara South	24440	27831	26341	895	901	893	371	432	286
Nipissing	11910	10815	10017	408	337	363	89	59	64
Norfolk	7545	7629	8048	201	185	213	55	51	51
Northumberland	12055	12666	13081	497	484	424	121	124	95
Ottawa-Carleton	53839	46494	47226	2649	2109	2156	930	495	673
Oxford	11556	10510	12144	290	197	207	61	38	47
Parry Sound	4484	5489	5607	173	178	218	37	38	43
Peel	45670	52857	65590	4864	4816	5607	720	685	728
Perth	9528	9335	9968	186	191	261	226	168	170
Peterborough	8161	9064	11437	376	410	523	301	331	334
Prescott & Russell	5104	5362	4700	79	116	123	24	20	22
Prince Edward	1362	1674	1229	62	29	24	5	5	9
Rainy River	1816	2717	2481	35	66	71	14	38	37
Renfrew	8142	7942	7839	211	243	197	124	108	90
Simcoe	39938	39810	38846	2172	2065	1985	681	638	604
Stormont, Dundas & Glengarry	11599	11648	12972	235	204	254	40	47	54
Sudbury	19998	18823	19018	859	633	838	249	281	258
Thunder Bay	23645	19318	18446	807	640	656	134	113	135
Timiskaming	4426	4639	5249	97	87	120	6	16	15
Victoria & Haliburton	4292	4388	5195	154	138	152	84	72	94
Waterloo	46734	49957	45523	1993	1965	1877	957	931	907
Wellington	14367	14475	14634	525	583	728	195	336	367
York Region	73427	68286	71032	5633	5525	5313	1402	1085	1061

NOTES: (1) Refers to 'accepted drop-in guilty pleas' only.

Source: Provincial Court (Criminal Division) Statistical Report

2485A/205A/45

TABLE V.10(a)
PROVINCIAL OFFENCES ACT
HIGHWAY TRAFFIC ACT
ACTIVITY SUMMARY OF CHARGES
VIA OFFENCE NOTICES

Judicial District County, or District	Fail to Respond			Prepaid Fines		
	1981/82	1982/83	1983/84	1981/82	1982/83	1983/84
TOTAL ONTARIO	510547	424066	373086	900581	908898	842955
Metropolitan Toronto	273110	205982	153332	328514	304025	237505
REMAINDER OF ONTARIO	237437	218084	219754	572067	604873	605450
Algoma	5036	4049	3989	10353	9899	10733
Brant	3394	2861	2605	8545	7569	7082
Bruce	1641	1291	1263	5817	6705	6490
Cochrane	2721	2391	2808	8678	8003	9966
Dufferin	746	552	667	2101	1873	2195
Durham	13205	13637	13889	29408	30074	31042
Elgin	2973	2776	2424	8463	9202	7503
Essex	7688	7789	9384	19989	21815	24274
Frontenac	2153	2561	2243	8338	10597	9046
Grey	902	935	891	4680	5240	4830
Haldimand	1040	1039	957	2891	2817	2659
Halton	11108	10568	9842	24467	28183	26244
Hamilton-Wentworth	19771	20405	16241	44010	48344	44282
Hastings	1701	2089	2266	7023	8779	9923
Huron	849	813	846	2948	3972	3734
Kenora	3407	3155	2821	5576	6350	6307
Kent	3390	3266	3740	10684	11653	12355
Lambton	3008	2958	2418	8231	8577	6983
Lanark	964	1001	1214	2552	3040	3585
Leeds & Grenville	2707	2469	2826	9040	9216	10995
Lennox & Addington	737	1008	1076	2366	3797	3992
Manitoulin	192	195	208	368	418	431
Middlesex	11642	10895	12558	28683	28120	28767
Muskoka	4445	3696	3256	9646	10003	8840
Niagara North	4939	4669	4043	15541	16097	13968
Niagara South	7397	7153	6551	16388	19815	18285
Nipissing	3040	2590	2315	8474	8044	7168
Norfolk	1953	1801	1932	5259	5691	5915
Northumberland	3053	3064	3219	8226	9275	9660
Ottawa-Carleton	16456	14654	14732	35744	29346	28311
Oxford	2626	2147	2419	8456	8419	9405
Parry Sound	1034	1116	1122	3116	3977	4088
Peel	13764	15316	19203	26604	31603	40019
Perth	1761	1459	1557	7628	7399	7641
Peterborough	1776	1846	2455	5844	6389	7761
Prescott & Russell	1600	1180	1148	3425	4084	3619
Prince Edward	274	321	268	939	1265	1078
Rainy River	569	738	667	1199	1827	1755
Renfrew	2023	1629	1707	5739	6098	5787
Simcoe	10762	9107	9071	27713	27793	27322
Stormont, Dundas & Glengarry	3368	2665	3006	8101	8408	9755
Sudbury	5022	4419	4212	13658	12794	13478
Thunder Bay	6402	5471	5199	15900	13561	12834
Timiskaming	1193	1029	1215	3101	3547	3879
Victoria & Haliburton	1150	894	1030	3003	3171	3773
Waterloo	10566	10133	9404	32447	37442	32378
Wellington	3372	2893	2995	10441	10774	10597
York Region	27917	19391	19852	40264	43808	44716

NOTES:

Source: Provincial Court (Criminal Division)
Statistical Report

2485A/205A/46

TABLE V.10(b)
PROVINCIAL OFFENCES ACT
OTHER PROVINCIAL STATUTES
ACTIVITY SUMMARY OF CHARGES
VIA OFFENCE NOTICES

Judicial District County, or District	Charges Received			Trial Requests			Drop-In Guilty Pleas(1)		
	1981/82	1982/83	1983/84	1981/82	1982/83	1983/84	1981/82	1982/83	1983/84
TOTAL ONTARIO	77954	79266	78604	5177	4721	4468	2660	2069	2085
Metropolitan Toronto	41636	38949	32026	3799	3188	2596	1663	1168	1025
REMAINDER OF ONTARIO	36318	40317	46578	1378	1533	1872	997	901	1060
Algoma	668	607	681	22	20	23	12	5	5
Brant	491	524	439	12	16	8	11	1	-
Bruce	267	308	276	8	16	9	6	5	6
Cochrane	796	696	828	15	8	27	7	6	8
Dufferin	98	77	88	3	7	12	1	-	5
Durham	819	894	1979	59	68	89	23	14	80
Elgin	253	335	348	6	6	7	10	10	8
Essex	1734	2284	2265	82	105	118	62	85	62
Frontenac	327	373	366	2	9	10	22	13	12
Grey	378	319	311	7	9	16	8	7	7
Haldimand	367	392	340	4	16	10	5	15	6
Halton	900	912	946	37	40	34	24	16	16
Hamilton-Wentworth	4392	4777	4900	160	189	246	130	111	119
Hastings	438	596	409	14	22	17	19	23	23
Huron	96	126	136	5	1	4	1	3	4
Kenora	482	744	519	10	12	12	8	4	10
Kent	630	674	894	24	35	35	33	36	38
Lambton	875	837	944	16	27	48	34	34	33
Lanark	150	157	210	8	8	11	1	6	3
Leeds & Grenville	186	235	370	4	5	16	1	3	4
Lennox & Addington	149	196	155	5	8	8	12	12	10
Manitoulin	83	62	65	13	4	-	2	4	-
Middlesex	2891	2803	3173	61	93	97	84	85	128
Muskoka	386	439	477	-	2	15	12	13	11
Niagara North	1102	1057	1078	45	46	57	64	36	62
Niagara South	1215	1475	1657	36	46	88	18	35	29
Nipissing	737	706	1022	13	24	31	9	5	13
Norfolk	407	396	467	19	14	19	9	3	8
Northumberland	360	376	439	14	30	21	8	6	2
Ottawa-Carleton	2087	2253	3161	88	82	96	49	36	40
Oxford	105	118	131	1	3	3	-	6	-
Parry Sound	209	319	317	4	8	14	12	11	10
Peel	1842	2323	3481	96	90	144	19	22	32
Perth	268	279	304	3	5	4	15	13	7
Peterborough	318	318	365	11	13	17	19	15	11
Prescott & Russell	122	204	289	1	6	13	3	1	6
Prince Edward	129	133	152	-	1	4	-	1	-
Rainy River	145	166	214	11	17	14	5	1	1
Renfrew	567	588	617	21	28	20	10	15	7
Simcoe	1482	1281	1469	50	61	41	47	31	34
Stormont, Dundas & Glengarry	400	570	537	10	9	25	5	3	4
Sudbury	151	199	182	7	7	11	9	4	10
Thunder Bay	561	1015	1367	31	39	54	3	11	19
Timiskaming	410	396	504	21	14	15	-	6	4
Victoria & Haliburton	440	487	396	21	5	13	19	15	13
Waterloo	721	1122	1614	16	42	48	16	26	53
Wellington	820	796	884	35	28	35	22	12	22
York Region	3864	4373	4812	247	189	213	108	76	75

NOTES: (1) Refers to 'accepted drop-in guilty pleas' only.

Source: Provincial Court (Criminal Division) Statistical Report

2485A/205A/47

TABLE V.10(b)
PROVINCIAL OFFENCES ACT
OTHER PROVINCIAL STATUTES
ACTIVITY SUMMARY OF CHARGES
VIA OFFENCE NOTICES

Judicial District County, or District	Fail to Respond			Prepaid Fines		
	1981/82	1982/83	1983/84	1981/82	1982/83	1983/84
TOTAL ONTARIO	41209	42246	40642	26128	26006	26582
Metropolitan Toronto	23745	23535	18757	10000	7629	5737
REMAINDER OF ONTARIO	17464	18711	21885	16128	18377	20845
Algoma	251	266	279	333	302	322
Brant	209	73	198	192	75	137
Bruce	73	65	93	121	106	156
Cochrane	220	209	250	547	475	524
Dufferin	34	33	25	48	51	61
Durham	448	491	1036	290	368	857
Elgin	87	144	146	144	166	213
Essex	708	941	911	847	1180	1249
Frontenac	110	127	122	135	215	209
Grey	143	113	82	195	232	211
Haldimand	123	151	126	208	211	201
Halton	434	430	430	385	393	416
Hamilton-Wentworth	2149	2342	2743	1782	1989	1987
Hastings	146	259	160	245	332	231
Huron	50	51	38	59	73	90
Kenora	208	360	227	270	433	265
Kent	205	222	300	339	365	395
Lambton	363	368	471	359	328	393
Lanark	54	49	61	80	75	100
Leeds & Grenville	105	87	137	78	132	206
Lennox & Addington	45	85	45	70	71	78
Manitoulin	8	15	21	51	43	29
Middlesex	1771	1773	1906	936	926	1001
Muskoka	214	206	209	236	415	279
Niagara North	427	442	400	542	510	534
Niagara South	584	572	644	604	682	773
Nipissing	241	263	426	403	403	501
Norfolk	187	174	195	209	182	256
Northumberland	149	174	210	196	183	210
Ottawa-Carleton	1424	1599	2005	680	566	750
Oxford	51	49	61	40	60	57
Parry Sound	53	107	88	96	206	184
Peel	1173	1371	2133	504	607	1033
Perth	85	105	88	157	193	178
Peterborough	125	104	149	140	140	126
Prescott & Russell	50	59	100	80	123	179
Prince Edward	62	42	52	75	57	65
Rainy River	78	76	76	42	101	124
Renfrew	236	231	240	315	321	334
Simcoe	802	623	599	719	639	791
Stormont, Dundas & Glengarry	164	200	199	227	324	330
Sudbury	107	44	62	99	52	62
Thunder Bay	253	493	700	344	585	735
Timiskaming	107	104	150	286	261	325
Victoria & Haliburton	189	175	137	183	236	224
Waterloo	403	545	636	371	536	675
Wellington	245	277	318	493	459	469
York Region	2111	2022	2201	1373	1995	2320

NOTES:

Source: Provincial Court (Criminal Division)
Statistical Report

2485A/205A/48

TABLE V.10(c)
PROVINCIAL OFFENCES ACT
MUNICIPAL BY-LAWS (1)
ACTIVITY SUMMARY OF CHARGES
VIA OFFENCE NOTICES

Judicial District County, or District	Charges Received			Trial Requests			Drop-In Guilty Pleas(2)		
	1981/82	1982/83	1983/84	1981/82	1982/83	1983/84	1981/82	1982/83	1983/84
TOTAL ONTARIO	62444	62652	60473	3909	4076	3980	1076	860	834
Metropolitan Toronto	42682	42530	36533	3187	3268	3102	530	443	435
REMAINDER OF ONTARIO	19762	20122	23940	722	808	878	546	417	399
Algoma	455	379	419	8	15	20	-	-	1
Brant	15	8	309	1	1	17	-	-	1
Bruce	162	241	250	-	2	6	3	-	2
Cochrane	40	12	55	4	-	4	-	-	-
Dufferin	39	19	13	-	-	2	1	-	1
Durham	18	41	51	1	6	1	1	1	-
Elgin	7	38	19	-	-	-	-	-	-
Essex	916	747	1727	66	60	81	37	15	35
Frontenac	346	227	245	20	22	15	69	48	34
Grey	61	23	66	1	1	4	1	1	3
Haldimand	1	4	15	-	1	2	-	-	-
Halton	287	314	284	9	12	28	2	6	1
Hamilton-Wentworth	3215	4170	3906	97	135	201	65	63	77
Hastings	2	13	29	1	2	-	-	-	-
Huron	-	5	4	-	-	-	-	-	-
Kenora	55	55	31	1	1	-	1	1	-
Kent	272	345	320	11	7	9	8	9	5
Lambton	282	248	189	5	6	12	9	6	9
Lanark	5	11	13	-	-	-	-	-	-
Leeds & Grenville	33	117	46	3	13	6	-	-	-
Lennox & Addington	1	120	121	-	1	4	-	10	14
Manitoulin	10	12	17	-	-	-	1	-	-
Middlesex	636	1086	1525	15	54	48	27	31	39
Muskoka	2	30	47	-	1	2	-	-	-
Niagara North	23	511	317	2	21	15	-	27	17
Niagara South	20	68	266	10	6	7	-	3	-
Nipissing	98	133	113	4	10	6	1	1	-
Norfolk	2	1	-	-	-	-	-	-	-
Northumberland	76	79	130	-	6	5	1	1	3
Ottawa-Carleton	9576	8208	9775	272	215	182	234	138	111
Oxford	97	53	85	2	4	1	-	-	-
Parry Sound	3	11	30	-	-	1	1	-	-
Peel	699	660	769	22	19	6	15	6	2
Perth	25	21	38	1	-	-	-	-	-
Peterborough	52	54	21	3	3	9	1	-	5
Prescott & Russell	34	56	79	-	4	1	-	-	-
Prince Edward	35	5	2	2	-	-	-	-	-
Rainy River	5	-	7	-	-	-	-	-	-
Renfrew	21	39	56	3	2	5	-	1	-
Simcoe	163	93	142	11	9	5	4	-	2
Stormont, Dundas & Glengarry	4	5	8	1	-	-	-	-	-
Sudbury	725	464	562	19	15	20	9	11	8
Thunder Bay	380	606	1156	33	50	82	4	11	8
Timiskaming	33	54	25	-	-	-	1	-	-
Victoria & Haliburton	307	93	71	8	3	-	25	4	9
Waterloo	165	138	178	10	11	20	1	3	-
Wellington	76	151	211	5	11	8	1	5	10
York Region	283	354	198	71	79	43	23	15	2

NOTES: (1) Excludes parking infractions.
(2) Refers to 'accepted drop-in guilty pleas' only.

Source: Provincial Court (Criminal Division) Statistical Report

2485A/205A/49

TABLE V.10(c)
PROVINCIAL OFFENCES ACT
MUNICIPAL BY-LAWS (1)
ACTIVITY SUMMARY OF CHARGES
VIA OFFENCE NOTICES

Judicial District County, or District	Fail to Respond			Prepaid Fines		
	1981/82	1982/83	1983/84	1981/82	1982/83	1983/84
TOTAL ONTARIO	23222	20822	19775	38558	38013	33160
Metropolitan Toronto	17183	14329	12266	26468	24777	17186
REMAINDER OF ONTARIO	6039	6493	7509	12090	13236	15974
Algoma	165	159	153	269	215	204
Brant	1	162	153	15	188	120
Bruce	30	33	32	134	263	205
Cochrane	4	14	19	9	22	35
Dufferin	10	11	5	16	9	3
Durham	5	14	18	11	119	101
Elgin	-	-	-	7	16	2
Essex	336	244	461	712	672	1385
Frontenac	146	97	104	139	95	281
Grey	13	1	15	50	64	50
Haldimand	-	2	4	1	2	8
Halton	122	158	122	79	119	99
Hamilton-Wentworth	923	1296	1508	1963	2439	2462
Hastings	1	2	-	-	36	-
Huron	-	2	1	-	2	2
Kenora	8	23	8	37	56	31
Kent	71	91	110	158	247	191
Lambton	93	84	61	132	93	83
Lanark	-	2	-	7	22	8
Leeds & Grenville	6	27	20	26	67	19
Lennox & Addington	-	15	17	-	91	97
Manitoulin	4	7	5	3	4	14
Middlesex	270	463	592	331	636	835
Muskoka	2	5	11	8	25	57
Niagara North	3	140	106	10	156	122
Niagara South	27	36	115	28	58	125
Nipissing	28	43	67	66	140	102
Norfolk	-	-	-	-	-	4
Northumberland	19	34	37	41	41	344
Ottawa-Carleton	2757	2332	2758	6168	5360	6842
Oxford	42	19	31	56	15	37
Parry Sound	-	-	4	1	2	39
Peel	215	182	127	482	518	437
Perth	6	3	3	9	20	5
Peterborough	19	28	37	1	4	10
Prescott & Russell	6	13	20	31	42	44
Prince Edward	-	-	-	10	6	-
Rainy River	-	-	-	3	-	4
Renfrew	7	10	19	20	28	49
Simcoe	75	33	37	28	15	34
Stormont, Dundas & Glengarry	-	-	1	10	9	2
Sudbury	265	188	183	430	528	433
Thunder Bay	124	174	263	208	313	602
Timiskaming	14	14	9	31	44	38
Victoria & Haliburton	43	23	9	78	65	18
Waterloo	60	71	96	125	81	163
Wellington	20	58	48	20	115	113
York Region	99	180	120	127	174	115

NOTES: (1) Excludes parking infractions.

Source: Provincial Court (Criminal Division) Statistical Report

2485A/205A/50

TABLE V.10(d)
PROVINCIAL OFFENCES ACT
TOTAL ACTIVITY SUMMARY OF CHARGES
VIA OFFENCE NOTICES

Judicial District County, or District	Charges Received			Trial Requests			Drop-In Guilty Pleas(1)		
	1981/82	1982/83	1983/84	1981/82	1982/83	1983/84	1981/82	1982/83	1983/84
TOTAL ONTARIO	1842720	1747344	1608174	143354	131802	119907	42734	35523	31807
Metropolitan Toronto	802732	703628	550829	94949	85571	72596	23303	17646	14231
REMAINDER OF ONTARIO	1039988	1043716	1057345	48405	46231	47311	19431	17877	17576
Algoma	20242	17405	18514	459	436	494	99	70	64
Brant	14581	12875	12118	572	494	486	147	26	33
Bruce	10592	11374	11333	215	239	223	89	90	55
Cochrane	14848	13351	16296	381	337	425	78	31	43
Dufferin	4245	3433	3730	236	172	203	31	30	46
Durham	52362	51780	53496	3160	3122	3044	633	597	637
Elgin	13728	14342	12031	298	242	230	272	278	261
Essex	35762	38733	43435	2052	2395	2344	976	1250	1124
Frontenac	14139	17123	14306	427	453	427	880	714	632
Grey	7789	7904	7294	138	154	136	107	80	85
Haldimand	5576	5409	4951	176	165	177	69	117	62
Halton	43558	45843	42960	2471	2198	2171	488	603	537
Hamilton-Wentworth	87468	89856	82057	5001	4779	5215	2050	1810	1776
Hastings	11960	13970	15087	417	406	467	387	393	387
Huron	5758	6761	6052	142	108	117	83	43	50
Kenora	16868	15761	15108	313	143	141	205	102	156
Kent	18638	19871	21320	550	586	532	478	482	465
Lambton	19142	18346	15357	427	482	411	772	661	635
Lanark	4796	5402	6365	138	144	168	30	46	48
Leeds & Grenville	13574	13821	15743	296	296	373	79	107	72
Lennox & Addington	4452	6445	6610	165	241	251	209	281	309
Manitoulin	1202	1239	1209	35	25	19	12	13	5
Middlesex	50604	49156	53448	2750	2514	2258	1436	1391	1502
Muskoka	16914	16007	14666	477	510	564	213	181	182
Niagara North	25974	26233	22560	1176	1149	857	803	561	668
Niagara South	28348	32103	30701	998	1006	1045	427	529	361
Nipissing	14124	13054	12405	445	408	425	116	84	90
Norfolk	10771	10112	10726	286	239	261	108	82	81
Northumberland	14744	15054	15467	547	559	492	155	165	121
Ottawa-Carleton	67249	58636	61900	3061	2458	2518	1289	689	842
Oxford	13994	12538	13943	331	219	222	91	48	51
Parry Sound	5439	6535	6683	188	201	245	56	54	68
Peel	53018	61731	74976	5186	5049	5928	816	793	829
Perth	11343	11014	11457	208	213	270	315	241	224
Peterborough	10089	11062	13264	407	447	576	457	508	456
Prescott & Russell	5578	5902	5318	92	131	146	31	30	31
Prince Edward	1984	2377	1889	65	37	29	5	6	9
Rainy River	2558	3499	3352	49	93	93	20	44	38
Renfrew	10197	9872	9708	261	299	234	172	151	124
Simcoe	48006	46461	45945	2483	2374	2177	837	779	711
Stormont, Dundas & Glengarry	13181	13139	14266	252	221	289	61	62	68
Sudbury	22493	20937	21174	904	674	896	333	370	316
Thunder Bay	28141	25264	25419	924	784	841	195	193	202
Timiskaming	5735	5849	6525	126	104	144	10	27	21
Victoria & Haliburton	6778	6560	7228	212	181	185	206	170	210
Waterloo	50909	54701	50625	2067	2072	1994	1156	1163	1113
Wellington	17526	17891	18116	591	657	804	283	463	532
York Region	83011	76985	80212	6250	6015	5764	1666	1269	1244

NOTES: (1) Refers to 'accepted drop-in guilty pleas' only.

Source: Provincial Court (Criminal Division) Statistical Report

2485A/205A/51

TABLE V.10(d)
PROVINCIAL OFFENCES ACT
TOTAL ACTIVITY SUMMARY OF CHARGES
VIA OFFENCE NOTICES

Judicial District County, or District	Fail to Respond			Prepaid Fines		
	1981/82	1982/83	1983/84	1981/82	1982/83	1983/84
TOTAL ONTARIO	664256	574048	514434	1022194	1023817	945940
Metropolitan Toronto	338650	269853	206098	370123	341495	263971
REMAINDER OF ONTARIO	325606	304195	308336	652071	682322	681969
Algoma	7081	5668	5387	12421	11367	12002
Brant	4398	3925	3515	9413	8275	7686
Bruce	3049	2308	2322	7942	8666	8376
Cochrane	4078	3716	4333	10288	9431	11410
Dufferin	1180	881	976	2605	2292	2583
Durham	16278	16917	17436	31699	32098	33306
Elgin	4080	3773	3375	9647	10275	8458
Essex	9937	10403	12409	22664	24928	28019
Frontenac	3227	3751	3137	9680	11928	10289
Grey	1683	1670	1415	5857	6222	5662
Haldimand	1685	1699	1486	3561	3437	3185
Halton	13312	13106	11990	26128	30043	27858
Hamilton-Wentworth	28144	28772	25447	50679	55041	50736
Hastings	2673	3545	3305	8237	10074	10892
Huron	1486	1333	1377	4125	5133	4686
Kenora	9558	8174	7499	6800	7764	7387
Kent	4902	4852	5636	12573	13788	14342
Lambton	6140	5852	4861	11554	11272	9153
Lanark	1492	1543	1755	3186	3638	4157
Leeds & Grenville	3308	3150	3563	9846	10215	11841
Lennox & Addington	1132	1395	1456	2935	4354	4528
Manitoulin	530	561	516	588	674	585
Middlesex	16153	16143	18229	32305	31770	32441
Muskoka	5590	4547	4230	10575	11006	9770
Niagara North	7052	6793	5871	17262	17685	15288
Niagara South	9530	9242	8628	18078	21746	20123
Nipissing	4074	3667	3555	9461	9205	8239
Norfolk	3583	3075	3406	6728	6788	7100
Northumberland	4305	4336	4420	9519	10392	11088
Ottawa-Carleton	21559	19573	20442	43510	35910	36449
Oxford	3718	3106	3303	9663	9466	10275
Parry Sound	1396	1548	1518	3595	4547	4667
Peel	17867	19915	24837	29428	34422	43035
Perth	2401	2006	2038	8701	8456	8444
Peterborough	2510	2628	3296	6844	7230	8575
Prescott & Russell	1828	1380	1389	3681	4386	3967
Prince Edward	523	606	550	1281	1620	1413
Rainy River	1092	1157	1154	1465	2162	2117
Renfrew	2892	2422	2500	6860	7173	6787
Simcoe	15418	12650	12839	31324	30724	30347
Stormont, Dundas & Glengarry	4116	3317	3571	8930	9184	10460
Sudbury	6240	5483	5264	14726	13820	14494
Thunder Bay	9505	9100	9372	18083	15891	15406
Timiskaming	1758	1503	1756	3829	4238	4598
Victoria & Haliburton	2287	1834	1881	4078	4176	4684
Waterloo	12811	12831	12021	34276	39309	34335
Wellington	4701	4397	4487	12060	12539	12195
York Region	33344	23942	24583	43381	47562	48531

NOTES:

Source: Provincial Court (Criminal Division)
Statistical Report

2485A/205A/52

TABLE V.11
PROVINCIAL COURT (CRIMINAL DIVISION)
HOURS SPENT IN COURT

Judicial District County, or District	Court Hours 1981/82 (1)	Court Hours 1982/83 (2)	Court Hours 1983/84	Crown Hours 1981/82 (1)	Crown Hours 1982/83 (2)	Crown Hours 1983/84
TOTAL ONTARIO	114332	153283	152156	71898	102362	101771
Metropolitan Toronto	41287	53055	51531	20920	31685	30317
REMAINDER OF ONTARIO	73045	100228	100625	50978	70677	71454
Algoma	1737	2467	2446	1185	1888	1921
Brant	1263	1149	1187	1246	1160	1184
Bruce	685	973	1040	330	627	635
Cochrane	1140	1224	1251	734	990	1012
Dufferin	390	566	616	251	353	453
Durham	3084	3803	3746	2235	2774	2750
Elgin	674	827	802	459	638	672
Essex	2831	4102	4547	1764	2739	3130
Frontenac	1417	1791	1867	924	1167	1293
Grey	595	847	802	337	464	451
Haldimand	238	281	373	206	191	273
Halton	2114	3125	2873	1303	2016	1786
Hamilton-Wentworth	5301	7185	6802	3410	5098	4973
Hastings	1224	1894	1836	871	1444	1399
Huron	254	443	450	152	240	290
Kenora	1239	1381	1278	940	998	830
Kent	932	1312	1356	605	819	806
Lambton	1321	1871	1845	944	1238	1307
Lanark	334	491	545	234	307	379
Leeds & Grenville	731	1035	1010	446	636	603
Lennox & Addington	311	435	481	215	281	330
Manitoulin	149	256	250	144	254	250
Middlesex	5030	6239	5859	3368	4865	4496
Muskoka	472	737	949	503	392	460
Niagara North	1461	1993	2319	856	1083	1350
Niagara South	1991	3030	2964	1482	1980	1919
Nipissing	1177	1737	1760	739	1126	1182
Norfolk	424	524	514	321	403	374
Northumberland	1044	1408	1510	802	925	1064
Ottawa-Carleton	4946	7374	6521	3860	5856	4947
Oxford	637	740	702	495	569	518
Parry Sound	250	392	442	217	353	392
Peel	6124	8560	10047	3884	5237	6975
Perth	1098	1499	1543	537	820	895
Peterborough	1298	1723	1937	908	1264	1369
Prescott & Russell	583	961	1032	533	726	788
Prince Edward	151	253	226	66	105	162
Rainy River	497	610	624	402	474	486
Renfrew	838	1306	1314	584	926	937
Simcoe	3133	4687	4655	2389	3578	3351
Stormont, Dundas & Glengarry	954	1395	1267	853	1210	1121
Sudbury	1942	2625	2273	1352	1879	1633
Thunder Bay	2483	2404	2350	1729	1791	1768
Timiskaming	308	401	367	249	353	333
Victoria & Haliburton	792	1251	1254	715	1124	1125
Waterloo	3435	4763	4635	2581	3265	3096
Wellington	851	1031	1119	722	675	664
York Region	3162	5127	5039	1896	3376	3322

NOTES: (1) Does not include the time period of October 1 to December 31, 1981.
(2) Reporting requirements were revised, therefore, data may not be comparable to previous years. 1982/83 data represent gross court hours. Crown Attorney hours do not include Provincial Prosecutor's hours.

Source: Provincial Court (Criminal Division) Statistical Report

2485A/205A/53

PART VI

PROVINCIAL COURT (FAMILY DIVISION)

TABLE VI.1
PROVINCIAL COURT (FAMILY DIVISION)
ALL STATUTES
ACTIVITY SUMMARY

Judicial District County, or District	Matters Received			Matters Disposed(1)			Pending @ March 31		
	1981/82	1982/83	1983/84	1981/82	1982/83	1983/84	1982	1983	1984 (4)
TOTAL ONTARIO	100025	96931	98914	99604	96963	99488	15901	15869	15299 (5)
Metropolitan Toronto	18547	18017	17466	19020	17969	17312	2681	2729	2883
REMAINDER OF ONTARIO	81478	78914	81448	80584	78994	82176	13220	13140	12416
Algoma (Elliot Lake) * (2)			99			88			33
Algoma (S.S. Marie)	1421	1443	1182	1432	1414	1217	194	223	166
Brant	1514	1462	1632	1559	1492	1598	208	178	212
Bruce *	643	598	623	603	665	611	147	80	93
Cochrane North *	763	809	738	736	775	851	203	237	124
Cochrane South	684	721	902	685	718	854	78	81	129
Dufferin *	327	354	391	330	340	359	36	50	83
Durham	2825	2947	3478	2941	2928	3252	438	457	683
Elgin *	1107	1178	1311	1097	1241	1268	126	63	106
Essex	4569	4019	3530	4616	4322	3391	1188	885	1024
Frontenac	2395	2188	1977	2037	1845	2721	685	1028	284
Grey	776	836	724	790	866	679	121	91	136
Haldimand *	308	379	291	308	372	324	70	77	44
Halton	2005	1852	1790	1954	1860	1951	404	396	235
Hamilton-Wentworth (3)	4544	4444	4652	4455	4672	4375	997	769	1046
Hastings	2087	2163	2226	2123	2080	2174	220	303	355
Huron	548	488	464	573	461	473	39	66	57
Kenora (Dryden) *	411	290	485	304	343	503	147	94	76
Kenora (Kenora) *	1341	1091	1274	1291	1187	1192	171	75	157
Kent	2224	2071	2553	1754	1676	3316	674	1069	306
Lambton *	1875	1994	2383	1751	2176	2222	341	159	320
Lanark *	604	517	592	543	488	648	106	135	79
Leeds & Grenville *	749	913	725	710	846	772	119	186	139
Lennox & Addington *	524	436	419	523	440	410	71	67	76
Manitoulin *	310	286	253	306	288	267	24	22	8
Middlesex	3900	3637	3643	4082	3559	3501	325	403	545
Muskoka	360	355	385	369	358	364	41	38	59
Niagara North	1907	1984	1945	1834	1934	1949	223	273	269
Niagara South	1815	2149	2016	1710	1959	2321	374	564	259
Nipissing	905	816	902	925	837	851	75	54	105
Norfolk	598	679	699	657	706	625	61	34	108
Northumberland	834	837	955	865	793	961	94	138	132
Ottawa-Carleton	5135	5372	5521	5022	5458	5341	669	583	763
Oxford	1104	943	1090	1142	955	951	152	140	279
Parry Sound *	618	465	407	659	463	423	78	80	64
Peel	3472	3297	3753	3544	3393	3907	658	562	408
Perth	854	857	928	871	819	929	49	87	86
Peterborough	2211	2146	1856	2244	2186	1842	295	255	269
Prescott & Russell *	358	319	243	320	345	256	74	48	35
Prince Edward *	278	278	235	236	297	259	70	51	29
Rainy River *	360	397	451	353	375	485	95	117	83
Renfrew *	1034	1063	1192	1058	1092	1158	128	99	133
Simcoe	2631	2718	2559	2675	2501	2593	268	485	451
Stormont, Dundas & Glengarry *	1218	965	959	1282	948	962	145	162	159
Sudbury (Espanola) *	116	80	129	106	66	160	28	42	11
Sudbury (Sudbury)	2570	2448	2565	2675	2433	2483	164	179	261
Thunder Bay	1770	1722	2033	1794	1701	2076	187	208	165
Timiskaming	808	862	644	783	838	690	71	95	49
Victoria & Haliburton *	606	597	709	603	572	680	99	124	153
Waterloo	2894	2752	2858	2748	2852	2946	677	577	489
Wellington	1538	1579	1355	1497	1606	1447	215	188	96
York (Newmarket)	2415	1993	2207	2633	2079	2178	310	224	253
York (North York)	4615	4125	4515	4476	4374	4322	788	539	732

NOTES: * Combined Criminal and Family Court Offices.
(1) Disposed includes final orders, withdrawals, dismissals, issued bench warrants, and transfers out.
(2) Elliot Lake now handles its own Family matters. Previous years handled by Sault Ste. Marie.
(3) Does not include divorce statistics handled by the Unified Family Court; information is available upon request.
(4) See Preface.
(5) Does not calculate arithmetically from March, 1983 as a few offices revised information since publication of report.

Source: Provincial Court (Family Division) Statistical Report

2613A/170A/1

PROVINCIAL COURT (FAMILY DIVISION)

ALL STATUTES

ACTIVITY SUMMARY

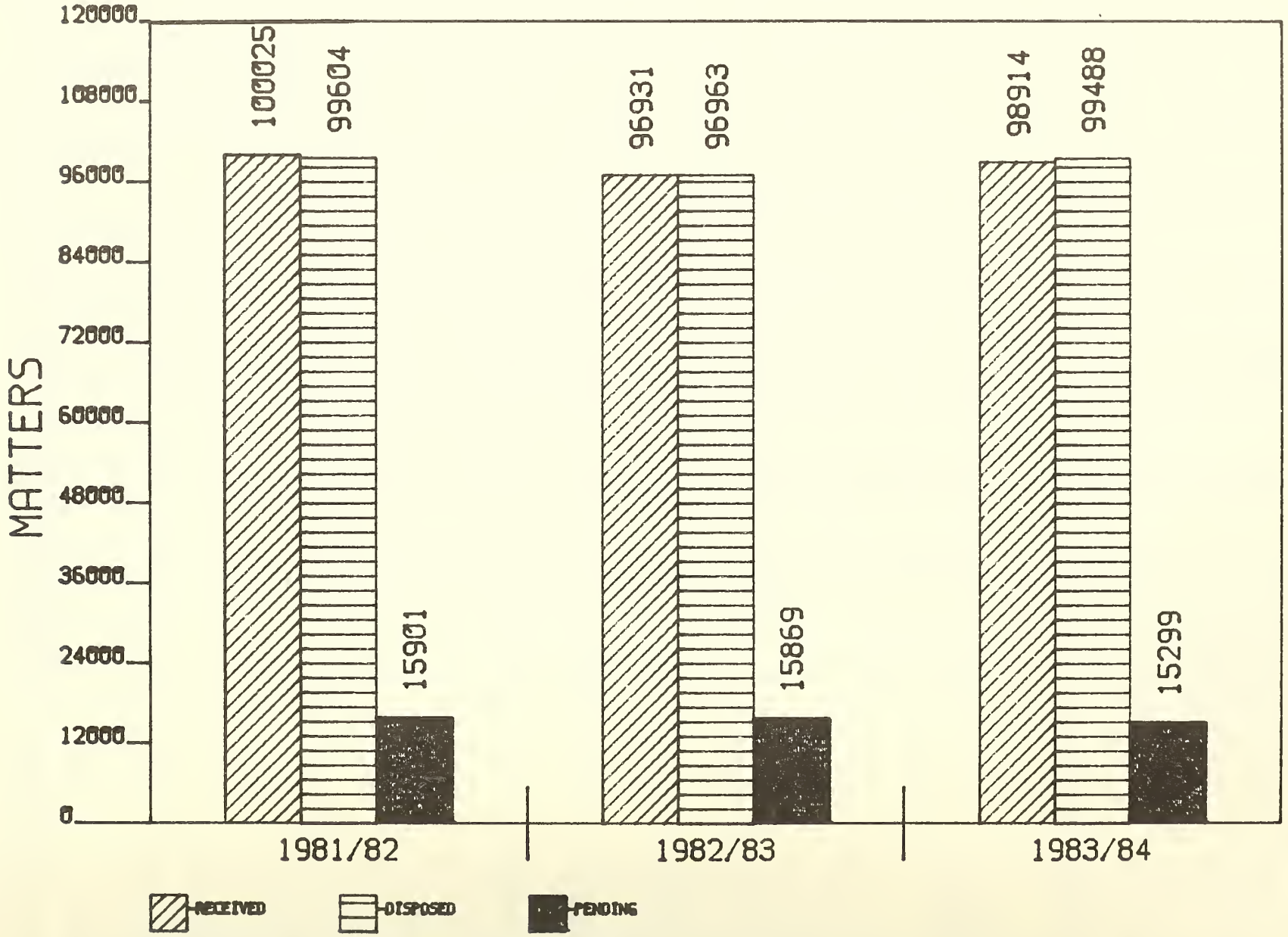

TABLE VI.2
PROVINCIAL COURT (FAMILY DIVISION)
CHILD WELFARE ACT
ACTIVITY SUMMARY

Judicial District County, or District	Matters Received			Matters Disposed(1)			Pending @ March 31		
	1981/82	1982/83	1983/84	1981/82	1982/83	1983/84	1982	1983	1984 (3)
TOTAL ONTARIO	19794	18786	19638	19973	19206	19368	2653	2143	2413
Metropolitan Toronto	3393	3205	3448	3572	3415	3504	937	727	671
REMAINDER OF ONTARIO	16401	15581	16190	16401	15791	15864	1626	1416	1742
Algoma (Elliot Lake) (2)			-			-			-
Algoma (S.S. Marie)	488	440	306	539	399	349	21	62	19
Brant	282	232	259	282	244	253	24	12	18
Bruce	143	117	118	144	129	117	23	11	12
Cochrane North	249	247	196	249	247	222	40	40	14
Cochrane South	304	229	295	304	219	285	19	29	39
Dufferin	76	61	69	79	53	64	-	8	13
Durham	499	528	592	538	517	522	74	85	155
Elgin	126	79	106	123	87	102	11	3	7
Essex	539	480	402	501	488	389	67	59	72
Frontenac	313	278	358	315	291	340	19	6	24
Grey	170	230	199	187	207	196	6	29	32
Haldimand	75	77	87	75	86	82	9	-	5
Halton	442	601	621	514	623	613	33	11	19
Hamilton-Wentworth	687	688	634	644	633	682	77	132	84
Hastings	293	343	351	322	317	340	3	29	40
Huron	173	139	125	188	140	123	4	3	5
Kenora (Dryden)	144	44	185	95	87	180	58	15	20
Kenora (Kenora)	341	337	332	357	348	301	27	16	47
Kent	184	199	217	167	197	229	37	39	27
Lambton	456	328	431	430	393	400	70	5	36
Lanark	141	129	82	117	94	137	28	63	8
Leeds & Grenville	170	192	207	170	185	190	8	15	32
Lennox & Addington	87	74	66	92	73	62	3	4	8
Manitoulin	91	97	114	94	92	120	6	11	5
Middlesex	1025	815	732	973	849	749	82	48	31
Muskoka	42	68	78	43	63	75	8	13	16
Niagara North	506	448	447	501	461	425	41	28	50
Niagara South	297	313	304	267	294	337	30	49	16
Nipissing	268	282	346	283	294	341	13	1	6
Norfolk	85	99	89	93	96	91	4	7	5
Northumberland	131	114	133	128	111	149	19	22	6
Ottawa-Carleton	1117	1119	1295	1066	1185	1165	156	90	220
Oxford	280	187	151	283	213	166	90	64	49
Parry Sound	87	108	66	103	103	66	-	5	5
Peel	881	862	1070	895	927	1035	107	42	77
Perth	192	148	154	206	148	142	3	3	15
Peterborough	190	210	206	198	197	198	10	23	31
Prescott & Russell	137	105	98	118	120	101	26	11	8
Prince Edward	15	40	39	12	41	40	3	2	1
Rainy River	81	79	53	71	80	55	17	16	14
Renfrew	194	195	281	208	193	272	13	15	24
Simcoe	352	469	448	349	457	455	28	40	33
Stormont, Dundas & Glengarry	399	329	289	407	335	274	16	10	25
Sudbury (Espanola)	-	-	-	-	-	-	-	-	-
Sudbury (Sudbury)	870	774	846	868	767	852	27	34	28
Thunder Bay	351	303	284	392	286	292	11	28	20
Timiskaming	225	253	178	220	241	178	8	20	20
Victoria & Haliburton	90	118	121	66	95	153	33	56	24
Waterloo	474	504	542	513	535	501	43	12	53
Wellington	397	329	282	397	325	291	13	17	8
York (Newmarket)	293	287	270	284	290	265	25	22	27
York (North York)	949	854	1036	931	936	898	133	51	189

NOTES: (1) Number of persons for whom orders are sought includes final orders, withdrawals, dismissals, issued bench warrants, and transfers out.
(2) Elliot Lake now handles its own Family matters. Previous years handled by Sault Ste. Marie.
(3) See Preface.

Source: Provincial Court (Family Division) Statistical Report

2613A/170A/2

TABLE VI.3
PROVINCIAL COURT (FAMILY DIVISION)
JUVENILE DELINQUENTS ACT
ACTIVITY SUMMARY

Judicial District County, or District	Charges Received			Charges Disposed(1)			Pending @ March 31			Number of Persons Charged		
	1981/82	1982/83	1983/84	1981/82	1982/83	1983/84	1982	1983	1984 (3)	1981/82	1982/83	1983/84
TOTAL ONTARIO	31522	29266	28771	32614	29748	27767	3200	2718	3726 (4)	20205	18826	17341
Metropolitan Toronto	7931	7237	5757	8131	7157	5924	553	633	466	4686	4060	3239
REMAINDER OF ONTARIO	23591	22029	23014	24483	22591	21843	2647	2085	3260	15519	14766	14102
Algoma (Elliot Lake) (2)			-			-			-			-
Algoma (S.S. Marie)	540	604	616	553	613	524	28	19	111	310	390	339
Brant	393	399	394	393	388	395	42	53	52	267	282	273
Bruce	264	240	274	222	304	247	64	-	28	116	165	139
Cochrane North	360	349	346	368	354	335	27	22	33	196	188	152
Cochrane South	90	137	258	100	137	240	6	6	24	70	73	118
Dufferin	100	104	117	109	92	106	4	16	27	63	50	55
Durham	978	831	960	1026	873	887	50	8	81	667	581	595
Elgin	320	288	374	350	286	312	6	8	70	197	179	217
Essex	831	672	613	755	781	529	286	177	261	371	442	317
Frontenac	373	301	291	416	297	278	17	21	34	245	219	188
Grey	263	257	193	265	294	173	47	10	30	144	201	135
Haldimand	68	139	67	63	138	63	8	9	14	32	74	41
Halton	646	347	328	629	453	302	129	23	49	390	293	195
Hamilton-Wentworth	1059	863	1033	1062	898	898	102	67	202	885	774	726
Hastings	428	422	500	487	378	480	11	55	75	323	319	340
Huron	113	113	112	128	81	126	4	36	22	69	50	52
Kenora (Dryden)	152	126	202	136	166	161	41	1	42	99	98	66
Kenora (Kenora)	898	608	827	844	704	767	119	23	83	454	356	445
Kent	487	454	383	523	434	370	45	65	78	316	216	222
Lambton	533	599	626	561	637	535	42	4	95	341	450	328
Lanark	215	130	222	209	122	222	11	19	19	110	91	81
Leeds & Grenville	267	362	115	266	303	185	37	96	26	153	135	93
Lennox & Addington	109	92	143	94	86	128	18	24	39	90	72	88
Manitoulin	140	131	69	129	133	79	12	10	-	92	80	58
Middlesex	1143	1176	1230	1220	1184	1109	127	119	240	855	809	768
Muskoka	106	140	151	113	138	136	3	5	20	66	58	66
Niagara North	215	295	380	200	276	386	31	50	44	192	215	252
Niagara South	220	222	208	230	211	199	-	11	20	230	211	196
Nipissing	415	296	311	444	306	259	11	1	53	211	182	157
Norfolk	79	132	53	101	137	52	8	3	4	73	80	40
Northumberland	256	252	287	288	229	292	21	44	39	132	109	151
Ottawa-Carleton	1016	1397	1381	1088	1365	1306	76	108	183	724	810	711
Oxford	289	284	361	314	259	305	11	36	92	203	195	221
Parry Sound	331	202	145	394	213	128	20	9	26	147	86	55
Peel	842	765	943	826	820	998	199	144	89	520	563	691
Perth	257	268	258	265	258	252	6	16	22	183	200	181
Peterborough	725	648	536	765	681	535	96	63	64	359	292	191
Prescott & Russell	79	73	64	86	70	66	6	9	7	52	55	55
Prince Edward	108	88	55	76	108	67	33	13	3	56	67	38
Rainy River	135	153	166	161	138	183	22	37	20	93	78	101
Renfrew	170	258	277	194	244	276	12	26	27	135	140	166
Simcoe	985	983	1071	1058	881	1091	75	177	157	674	589	676
Stormont, Dundas & Glengarry	349	250	248	431	274	199	25	1	50	218	159	137
Sudbury (Espanola)	68	26	58	66	27	65	10	9	2	47	20	31
Sudbury (Sudbury)	591	519	466	605	553	447	52	18	37	375	387	313
Thunder Bay	790	778	902	782	772	915	77	83	70	530	600	641
Timiskaming	304	346	191	300	333	215	16	29	5	133	123	118
Victoria & Haliburton	245	169	222	273	170	191	5	4	35	107	77	97
Waterloo	905	958	1037	917	972	1043	155	141	135	711	674	732
Wellington	280	319	300	244	325	331	87	81	50	137	175	183
York (Newmarket)	1274	795	1046	1511	896	983	162	61	124	937	633	685
York (North York)	1787	1669	1604	1843	1799	1472	145	15	147	1419	1401	1186

NOTES: (1) Disposed includes final orders, withdrawals, dismissals, issued bench warrants, and transfers out.
(2) Elliot Lake now handles its own Family matters. Previous years handled by Sault Ste. Marie.
(3) See Preface.
(4) Does not calculate arithmetically from March, 1983 as a few offices revised information since publication of report.

Source: Provincial Court (Family Division) Statistical Report

2613A/170A/3

TABLE VI.4
PROVINCIAL COURT (FAMILY DIVISION)
EDUCATION ACT
ACTIVITY SUMMARY

Judicial District County, or District	Charges Received			Charges Disposed(1)			Pending @ March 31		
	1981/82	1982/83	1983/84	1981/82	1982/83	1983/84	1982	1983	1984(3)
TOTAL ONTARIO	1121	895	810	915	880	973	381	396	232 (4)
Metropolitan Toronto	220	214	161	207	191	172	43	66	55
REMAINDER OF ONTARIO	901	681	649	708	689	801	338	330	177
Algoma (Elliot Lake) (2)			-			-			-
Algoma (S.S. Marie)	5	3	8	9	1	9	-	2	1
Brant	-	3	-	-	2	1	-	1	-
Bruce	-	-	2	-	-	2	-	-	-
Cochrane North	36	6	9	10	13	38	36	29	-
Cochrane South	-	-	-	-	-	-	-	-	-
Dufferin	-	1	-	-	-	1	-	1	-
Durham	26	15	13	26	18	16	6	3	-
Elgin	16	13	3	15	13	6	3	3	-
Essex	104	47	48	79	38	34	31	40	54
Frontenac	17	6	7	1	-	28	16	22	1
Grey	1	1	2	-	-	4	1	2	-
Haldimand	-	11	1	-	1	10	-	10	-
Halton	21	7	3	15	6	10	9	10	3
Hamilton-Wentworth	35	19	36	32	18	40	10	11	7
Hastings	58	33	43	54	36	30	7	4	17
Huron	14	14	-	15	12	2	-	2	-
Kenora (Dryden)	4	1	1	-	1	4	4	4	1
Kenora (Kenora)	9	1	2	4	1	5	5	5	2
Kent	1	-	-	-	-	1	1	1	-
Lambton	17	15	24	5	18	27	13	10	7
Lanark	-	1	1	-	-	2	-	1	-
Leeds & Grenville	-	4	3	-	1	7	1	4	-
Lennox & Addington	15	7	10	11	9	11	4	2	1
Manitoulin	-	-	-	-	-	-	-	-	-
Middlesex	81	100	48	63	94	76	31	37	9
Muskoka	1	-	-	1	-	-	-	-	-
Niagara North	14	7	8	3	13	12	11	5	1
Niagara South	3	3	-	-	-	6	3	6	-
Nipissing	14	7	13	9	12	14	6	1	-
Norfolk	-	6	3	-	-	11	2	8	-
Northumberland	6	2	8	5	1	10	1	2	-
Ottawa-Carleton	73	29	44	33	74	43	54	9	10
Oxford	14	18	31	14	15	26	-	3	8
Parry Sound	6	1	14	1	-	20	5	6	-
Peel	37	32	23	37	34	27	13	11	7
Perth	10	8	-	9	5	4	1	4	-
Peterborough	11	14	4	10	13	8	3	4	-
Prescott & Russell	2	1	2	1	2	2	1	-	-
Prince Edward	3	2	1	2	2	2	1	1	-
Rainy River	13	7	8	3	13	8	10	4	4
Renfrew	9	11	4	11	8	8	1	4	-
Simcoe	19	25	13	20	23	13	2	4	4
Stormont, Dundas & Glengarry	7	12	18	7	11	20	2	3	1
Sudbury (Espanola)	1	-	-	2	-	-	-	-	-
Sudbury (Sudbury)	23	41	21	20	26	35	6	21	7
Thunder Bay	29	8	16	31	13	9	5	-	7
Timiskaming	11	14	15	9	10	19	2	6	2
Victoria & Haliburton	10	2	3	5	2	8	5	5	-
Waterloo	3	6	2	4	1	7	1	6	1
Wellington	10	4	5	8	4	6	3	3	2
York (Newmarket)	64	47	53	70	55	54	13	5	4
York (North York)	48	66	76	54	70	65	9	5	16

NOTES: (1) Disposed includes final orders, withdrawals, dismissals, issued bench warrants, and transfers out.
(2) Elliot Lake now handles its own Family matters. Previous years handled by Sault Ste. Marie.
(3) See Preface.
(4) Does not calculate arithmetically from March, 1983 as a few offices revised information since publication of report.

Source: Provincial Court (Family Division) Statistical Report

2613A/170A/4

TABLE VI.5
PROVINCIAL COURT (FAMILY DIVISION)
FAMILY LAW REFORM ACT
ACTIVITY SUMMARY

Judicial District County, or District	Applications Received			Applications Disposed(1)			Pending @ March 31		
	1981/82	1982/83	1983/84	1981/82	1982/83	1983/84	1982	1983	1984(3)
TOTAL ONTARIO	43282	43103	44913	41990	42402	46316	8759	9460	8057
Metropolitan Toronto	6536	6683	7426	6684	6557	7013	1012	1138	1551
REMAINDER OF ONTARIO	36746	36420	37487	35306	35845	39303	7747	8322	6506
Algoma (Elliot Lake) (2)			85			81			22
Algoma (S.S. Marie)	371	384	245	322	388	325	133	129	31
Brant	785	740	909	839	769	880	123	94	123
Bruce	223	231	215	221	223	233	58	66	48
Cochrane North	102	188	177	98	157	227	92	123	73
Cochrane South	286	353	343	280	358	323	50	45	65
Dufferin	147	177	185	140	181	174	29	25	36
Durham	1190	1396	1731	1192	1355	1651	298	339	419
Elgin	590	720	788	560	779	803	100	41	26
Essex	2788	2515	2146	3047	2732	2123	690	473	496
Frontenac	1620	1535	1273	1230	1210	1999	624	949	223 (4)
Grey	320	316	309	312	343	274	63	36	71
Haldimand	155	138	108	161	138	136	49	49	21
Halton	836	844	815	735	736	989	229	337	163
Hamilton-Wentworth	2413	2327	2409	2385	2463	2214	621	485	680
Hastings	1272	1315	1277	1225	1297	1271	195	213	219
Huron	220	184	208	211	193	203	31	22	27
Kenora (Dryden)	98	107	91	67	85	138	37	59	12
Kenora (Kenora)	62	88	83	57	86	80	13	15	18
Kent	1544	1400	1797	1053	1041	2575	591	950	172 (4)
Lambton	814	968	1222	699	1042	1185	213	139	176
Lanark	239	242	278	207	260	274	65	47	51
Leeds & Grenville	308	348	378	272	355	361	70	63	80
Lennox & Addington	292	237	191	302	248	198	45	34	27
Manitoulin	60	52	61	63	55	59	4	1	3
Middlesex	1489	1369	1436	1643	1304	1365	84	149	220
Muskoka	179	126	122	182	137	119	27	16	19
Niagara North	989	1048	1031	956	1007	1023	115	156	164
Niagara South	1149	1474	1427	1059	1314	1700	323	483	210 (4)
Nipissing	190	219	217	174	214	221	39	44	40
Norfolk	384	375	511	420	406	423	39	8	96
Northumberland	406	420	484	411	410	459	46	56	81
Ottawa-Carleton	2704	2537	2446	2648	2553	2460	326	310	296
Oxford	469	395	453	472	419	357	48	24	120
Parry Sound	182	142	171	150	141	194	49	50	27
Peel	1490	1464	1526	1533	1422	1643	292	334	217
Perth	356	386	470	355	363	480	33	56	46
Peterborough	1114	1138	1031	1093	1156	1018	172	154	167
Prescott & Russell	118	132	72	105	129	76	21	24	20
Prince Edward	129	136	126	131	133	132	23	26	20
Rainy River	111	112	173	104	107	178	33	38	33
Renfrew	601	567	593	605	615	549	80	32	76
Simcoe	1060	1051	911	1029	964	909	158	245	247
Stormont, Dundas & Glengarry	453	363	392	427	323	455	102	142	79
Sudbury (Espanola)	44	52	70	36	38	92	17	31	9
Sudbury (Sudbury)	900	948	1054	995	936	965	41	53	142
Thunder Bay	484	536	691	487	543	698	65	58	51
Timiskaming	257	238	253	243	245	270	45	38	21
Victoria & Haliburton	259	305	348	258	305	311	55	55	92
Waterloo	1429	1196	1199	1238	1264	1306	462	394	287
Wellington	792	890	757	787	922	796	103	71	32
York (Newmarket)	728	724	690	716	691	760	100	133	63
York (North York)	1545	1272	1509	1371	1290	1568	426	408	349

NOTES: (1) Disposed includes final orders, withdrawals, dismissals, issued bench warrants, and transfers out.
(2) Elliot Lake now handles its own Family matters. Previous years handled by Sault Ste. Marie.
(3) See Preface.
(4) The decrease in the pending at March 31, 1984 from March 31, 1983 is due to adjustments made by the court offices. The adjustments are included in the charges disposed figures.

Source: Provincial Court (Family Division) Statistical Report

2613A/170A/5

TABLE VI.6
PROVINCIAL COURT (FAMILY DIVISION)
RECIPROCAL ENFORCEMENT OF MAINTENANCE ORDERS
ACTIVITY SUMMARY

Judicial District County, or District	Applications Received			Applications Disposed(1)			Pending @ March 31		
	1981/82	1982/83	1983/84	1981/82	1982/83	1983/84	1982	1983	1984 (3)
TOTAL ONTARIO	1231	1351	1758	1028	1329	1916	517	540	383 (4)
Metropolitan Toronto	82	113	196	67	91	200	52	74	70
REMAINDER OF ONTARIO	1149	1238	1562	961	1238	1716	465	466	313
Algoma (Elliot Lake) (2)			14			7			11
Algoma (S.S. Marie)	17	11	7	9	13	9	12	10	4
Brant	19	26	27	12	33	23	12	5	9
Bruce	-	9	8	-	7	9	1	3	2
Cochrane North	12	17	8	11	4	21	4	17	4
Cochrane South	4	1	3	1	3	3	3	1	1
Dufferin	2	4	4	-	6	4	2	-	1
Durham	24	71	73	26	57	76	2	16	13
Elgin	5	1	5	-	-	9	5	6	2
Essex	148	61	48	92	86	47	80	55	56
Frontenac	14	14	11	15	6	20	3	11	2
Grey	2	12	8	3	8	10	-	4	2
Haldimand	1	1	5	1	1	4	3	3	4
Halton	6	5	11	5	3	15	3	5	1
Hamilton-Wentworth	49	56	78	37	136	62	87	7	23
Hastings	25	35	43	24	38	39	3	-	4
Huron	5	4	4	6	4	1	-	-	3
Kenora (Dryden)	11	11	6	5	4	18	6	13	1
Kenora (Kenora)	11	22	19	14	15	25	1	8	2
Kent	8	4	15	11	3	10	-	1	6
Lambton	13	40	72	12	42	66	2	-	6
Lanark	9	6	4	10	4	7	2	4	1
Leeds & Grenville	3	7	21	1	2	28	3	8	1
Lennox & Addington	9	8	6	10	8	6	1	1	1
Manitoulin	1	1	3	1	1	3	-	-	-
Middlesex	22	33	25	26	20	34	1	14	5
Muskoka	4	1	7	5	1	4	-	-	3
Niagara North	54	45	48	42	33	68	17	29	9
Niagara South	39	45	37	34	45	45	15	15	7
Nipissing	8	6	14	9	4	12	2	4	6
Norfolk	17	10	14	9	11	20	8	7	1
Northumberland	13	17	14	11	13	19	3	7	2
Ottawa-Carleton	118	136	212	81	153	219	52	35	28
Oxford	7	14	10	6	6	18	1	9	1
Parry Sound	7	8	6	10	4	9	-	4	1
Peel	66	89	109	98	78	122	7	18	5
Perth	14	11	12	11	9	17	3	5	-
Peterborough	24	24	39	24	25	37	4	3	5
Prescott & Russell	20	5	5	8	22	8	20	3	-
Prince Edward	-	-	-	1	-	1	1	1	-
Rainy River	7	21	39	3	14	47	9	16	8
Renfrew	43	29	36	25	30	49	20	19	6
Simcoe	40	46	28	39	44	29	2	4	3
Stormont, Dundas & Glengarry	10	11	11	10	5	13	-	6	4
Sudbury (Espanola)	-	2	1	-	1	2	-	1	-
Sudbury (Sudbury)	52	43	63	35	50	70	22	15	8
Thunder Bay	52	53	69	38	43	95	20	30	4
Timiskaming	-	1	1	-	1	-	-	-	1
Victoria & Haliburton	1	-	15	1	-	13	-	-	2
Waterloo	38	54	68	30	43	77	11	22	13
Wellington	26	18	11	20	14	20	9	13	4
York (Newmarket)	13	25	50	15	27	38	2	-	12
York (North York)	56	64	115	64	58	108	2	8	15

NOTES: (1) Disposed includes final orders, withdrawals, dismissals, issued bench warrants, and transfers out.
(2) Elliot Lake now handles its own Family matters. Previous years handled by Sault Ste. Marie.
(3) See Preface.
(4) Does not calculate arithmetically from March, 1983 as a few offices revised information since publication of report.

Source: Provincial Court (Family Division) Statistical Report

2613A/170A/6

TABLE VI.7
PROVINCIAL COURT (FAMILY DIVISION)
CRIMINAL CODE OF CANADA
ACTIVITY SUMMARY

Judicial District County, or District	Charges Received			Charges Disposed(1)			Pending @ March 31		
	1981/82	1982/83	1983/84	1981/82	1982/83	1983/84	1982	1983	1984(3)
TOTAL ONTARIO	3004	3439	2916	3034	3336	2992	450	553	477
Metropolitan Toronto	385	565	478	359	558	499	84	91	70
REMAINDER OF ONTARIO	2619	2874	2438	2675	2778	2493	366	462	407
Algoma (Elliot Lake) (2)			-			-			-
Algoma (S.S. Marie)	-	-	-	-	-	-	-	-	-
Brant	34	62	43	32	56	46	7	13	10
Bruce	13	1	6	16	2	3	1	-	3
Cochrane North	4	-	2	-	-	6	4	4	-
Cochrane South	-	1	3	-	1	3	-	-	-
Dufferin	2	7	16	2	8	10	1	-	6
Durham	107	106	109	132	108	100	8	6	15
Elgin	49	77	35	48	76	36	1	2	1
Essex	159	244	273	142	197	269	34	81	85
Frontenac	57	46	37	59	39	50	6	13	-
Grey	20	20	13	23	14	22	4	10	1
Haldimand	9	13	23	8	8	29	1	6	-
Halton	53	48	12	56	39	21	-	9	-
Hamilton-Wentworth	277	462	414	284	507	408	79	34	40
Hastings	11	15	12	11	14	14	1	2	-
Huron	23	34	15	25	31	18	-	3	-
Kenora (Dryden)	1	-	-	1	-	-	-	-	-
Kenora (Kenora)	20	30	11	15	28	14	6	8	5
Kent	-	14	141	-	1	131	-	13	23
Lambton	42	44	8	44	44	9	1	1	-
Lanark	-	9	4	-	8	5	-	1	-
Leeds & Grenville	1	-	1	1	-	1	-	-	-
Lennox & Addington	12	18	3	14	16	5	-	2	-
Manitoulin	18	5	6	19	7	6	2	-	-
Middlesex	140	143	171	157	107	167	-	36	40
Muskoka	28	20	27	25	19	30	3	4	1
Niagara North	129	138	31	132	144	32	8	2	1
Niagara South	107	92	40	120	95	34	3	-	6
Nipissing	10	6	1	6	7	4	4	3	-
Norfolk	33	57	29	34	56	28	-	1	2
Northumberland	22	32	29	22	29	32	4	7	4
Ottawa-Carleton	79	119	93	78	97	94	5	27	26
Oxford	45	45	83	53	43	79	2	4	8
Parry Sound	5	4	5	1	2	6	4	6	5
Peel	156	85	82	155	112	82	40	13	13
Perth	25	36	34	25	36	34	3	3	3
Peterborough	147	112	39	154	114	45	10	8	2
Prescott & Russell	2	3	2	2	2	3	-	1	-
Prince Edward	18	12	14	13	9	17	5	8	5
Rainy River	13	25	12	11	23	13	3	5	4
Renfrew	17	3	1	15	2	4	2	3	-
Simcoe	175	144	87	180	132	95	3	15	7
Stormont, Dundas & Glengarry	-	-	-	-	-	-	-	-	-
Sudbury (Espanola)	3	-	-	2	-	1	1	1	-
Sudbury (Sudbury)	128	122	111	147	101	108	15	36	39
Thunder Bay	63	42	71	64	43	65	8	7	13
Timiskaming	10	10	6	10	8	8	-	2	-
Victoria & Haliburton	1	3	-	-	-	4	1	4	-
Waterloo	45	34	10	46	37	12	5	2	-
Wellington	33	19	-	41	16	3	-	3	-
York (Newmarket)	43	112	98	37	119	76	8	1	23
York (North York)	230	200	175	213	221	211	73	52	16

NOTES: (1) Disposed includes final orders, withdrawals, dismissals, issued bench warrants, and transfers out.
(2) Elliot Lake now handles its own Family matters. Previous years handled by Sault Ste. Marie.
(3) See Preface.

Source: Provincial Court (Family Division) Statistical Report

2613A/170A/3

TABLE VI.8
PROVINCIAL COURT (FAMILY DIVISION)
OTHER LEGISLATION
ACTIVITY SUMMARY

Judicial District County, or District	Matters Received			Matters Disposed(1)			Pending @ March 31		
	1981/82	1982/83	1983/84	1981/82	1982/83	1983/84	1982	1983	1984 (3)
TOTAL ONTARIO	71	91	108	50	62	156	30	59	11
Metropolitan Toronto	-	-	-	-	-	-	-	-	-
REMAINDER OF ONTARIO	71	91	108	50	62	156	30	59	11
Algoma (Elliot Lake) (2)			-			-			-
Algoma (S.S. Marie)	-	1	-	-	-	1	-	1	-
Brant	1	-	-	1	-	-	-	-	-
Bruce	-	-	-	-	-	-	-	-	-
Cochrane North	-	2	-	-	-	2	-	2	-
Cochrane South	-	-	-	-	-	-	-	-	-
Dufferin	-	-	-	-	-	-	-	-	-
Durham	1	-	-	1	-	-	-	-	-
Elgin	1	-	-	1	-	-	-	-	-
Essex	-	-	-	-	-	-	-	-	-
Frontenac	1	8	-	1	2	6	-	6	-
Grey	-	-	-	-	-	-	-	-	-
Haldimand	-	-	-	-	-	-	-	-	-
Halton	1	-	-	-	-	1	1	1	-
Hamilton-Wentworth	24	29	48	11	17	71	21	33	10
Hastings	-	-	-	-	-	-	-	-	-
Huron	-	-	-	-	-	-	-	-	-
Kenora (Dryden)	1	1	-	-	-	2	1	2	-
Kenora (Kenora)	-	5	-	-	5	-	-	-	-
Kent	-	-	-	-	-	-	-	-	-
Lambton	-	-	-	-	-	-	-	-	-
Lanark	-	-	1	-	-	1	-	-	-
Leeds & Grenville	-	-	-	-	-	-	-	-	-
Lennox & Addington	-	-	-	-	-	-	-	-	-
Manitoulin	-	-	-	-	-	-	-	-	-
Middlesex	-	1	1	-	1	1	-	-	-
Muskoka	-	-	-	-	-	-	-	-	-
Niagara North	-	3	-	-	-	3	-	3	-
Niagara South	-	-	-	-	-	-	-	-	-
Nipissing	-	-	-	-	-	-	-	-	-
Norfolk	-	-	-	-	-	-	-	-	-
Northumberland	-	-	-	-	-	-	-	-	-
Ottawa-Carleton	28	35	50	28	31	54	-	4	-
Oxford	-	-	1	-	-	-	-	-	1
Parry Sound	-	-	-	-	-	-	-	-	-
Peel	-	-	-	-	-	-	-	-	-
Perth	-	-	-	-	-	-	-	-	-
Peterborough	-	-	1	-	-	1	-	-	-
Prescott & Russell	-	-	-	-	-	-	-	-	-
Prince Edward	5	-	-	1	4	-	4	-	-
Rainy River	-	-	-	-	-	1	1	1	-
Renfrew	-	-	-	-	-	-	-	-	-
Simcoe	-	-	1	-	-	1	-	-	-
Stormont, Dundas & Glengarry	-	-	1	-	-	1	-	-	-
Sudbury (Espanola)	-	-	-	-	-	-	-	-	-
Sudbury (Sudbury)	6	1	4	5	-	6	1	2	-
Thunder Bay	1	2	-	-	1	2	1	2	-
Timiskaming	1	-	-	1	-	-	-	-	-
Victoria & Haliburton	-	-	-	-	-	-	-	-	-
Waterloo	-	-	-	-	-	-	-	-	-
Wellington	-	-	-	-	-	-	-	-	-
York (Newmarket)	-	3	-	-	1	2	-	2	-
York (North York)	-	-	-	-	-	-	-	-	-

NOTES: (1) Disposed includes final orders, withdrawals, dismissals, issued bench warrants, and transfers out.
(2) Elliot Lake now handles its own Family matters. Previous years handled by Sault Ste. Marie.
(3) See Preface.

Source: Provincial Court (Family Division) Statistical Report

2613A/170A/8

TABLE VI.9
PROVINCIAL COURT (FAMILY DIVISION)
AGING OF DISPOSITIONS UNDER THE
CHILD WELFARE ACT

Judicial District County, or District	Matters Disposed			Under 31 Days			31 to 90 Days			Over 91 Days		
	1981/82	1982/83	1983/84	1981/82	1982/83	1983/84	1981/82	1982/83	1983/84	1981/82	1982/83	1983/84
TOTAL ONTARIO	19973	19206	19368	12843	12418	12697	4980	4878	4828	2150	1910	1843
Metropolitan Toronto	3572	3415	3504	1915	1974	2179	955	880	860	702	561	465
REMAINDER OF ONTARIO	16401	15791	15864	10929	10444	10518	4025	3998	3968	1448	1349	1378
Algoma (Elliot Lake) (1)			-			-			-			-
Algoma (S.S. Marie)	539	399	349	373	264	224	124	110	90	42	25	35
Brant	282	244	253	132	162	179	120	72	51	30	10	23
Bruce	144	129	117	82	84	77	54	31	35	8	14	5
Cochrane North	249	247	222	143	191	174	65	50	35	41	6	13
Cochrane South	304	219	285	228	163	202	65	41	67	11	15	16
Dufferin	79	53	64	56	44	44	19	6	16	4	3	4
Durham	538	517	522	300	338	319	155	139	170	83	40	33
Elgin	123	87	102	109	66	91	13	12	9	1	9	2
Essex	501	488	389	315	276	253	134	158	93	52	54	43
Frontenac	315	291	340	223	169	229	73	89	83	19	33	28
Grey	187	207	196	97	145	101	66	49	77	24	13	18
Haldimand	75	86	82	50	67	72	17	14	4	8	5	6
Halton	514	623	613	401	440	487	77	144	101	36	39	25
Hamilton-Wentworth	644	633	682	471	458	508	96	95	104	77	80	70
Hastings	322	317	340	225	244	274	70	51	53	27	22	13
Huron	188	140	123	136	99	80	44	28	18	8	13	25
Kenora (Dryden)	95	87	180	64	74	120	19	4	34	12	9	26
Kenora (Kenora)	357	348	301	163	151	81	123	98	118	71	99	102
Kent	167	197	229	108	138	142	37	54	68	22	5	19
Lambton	430	393	400	235	163	164	136	167	177	59	63	59
Lanark	117	94	137	87	46	94	30	48	28	-	-	15
Leeds & Grenville	170	185	190	123	132	125	40	37	48	7	16	17
Lennox & Addington	92	73	62	63	55	35	24	14	18	5	4	9
Manitoulin	94	92	120	89	59	78	5	33	42	-	-	-
Middlesex	973	849	749	698	625	545	171	186	180	104	38	24
Muskoka	43	63	75	27	45	45	12	15	28	4	3	2
Niagara North	501	461	425	354	329	270	124	113	106	23	19	49
Niagara South	267	294	337	120	178	295	65	52	36	82	64	6
Nipissing	283	294	341	227	255	255	39	33	69	17	6	17
Norfolk	93	96	91	62	74	67	29	20	22	2	2	2
Northumberland	128	111	149	101	74	114	20	22	29	7	15	6
Ottawa-Carleton	1066	1185	1165	603	631	600	366	462	446	97	92	119
Oxford	283	213	166	235	167	115	38	37	44	10	9	7
Parry Sound	103	103	66	65	75	41	20	18	12	18	10	13
Peel	895	927	1035	565	613	688	237	200	233	93	114	114
Perth	206	148	142	151	125	119	49	19	18	6	4	5
Peterborough	198	197	198	128	91	98	53	82	57	17	24	43
Prescott & Russell	118	120	101	92	50	87	26	57	11	-	13	3
Prince Edward	12	41	40	9	34	27	3	3	10	-	4	3
Rainy River	71	80	55	36	44	35	32	24	13	3	12	7
Renfrew	208	193	272	131	130	180	56	49	79	21	14	13
Simcoe	349	457	455	167	212	185	174	217	226	8	28	44
Stormont, Dundas & Glengarry	407	335	274	301	246	208	94	73	51	12	16	15
Sudbury (Espanola)	-	-	-	-	-	-	-	-	-	-	-	-
Sudbury (Sudbury)	868	767	852	770	677	761	72	64	64	26	26	27
Thunder Bay	392	286	292	258	199	213	95	67	70	39	20	9
Timiskaming	220	241	178	209	223	158	11	16	20	-	2	-
Victoria & Haliburton	66	95	153	26	37	83	35	36	41	5	22	29
Waterloo	513	535	501	317	314	305	150	170	154	46	51	42
Wellington	397	325	291	305	262	247	75	58	43	17	5	1
York (Newmarket)	284	290	265	206	214	156	63	60	93	15	16	16
York (North York)	931	936	898	492	492	468	310	301	274	129	143	156

NOTES: (1) Elliot Lake now handles its own Family matters. Previous years handled by Sault Ste. Marie.

Source: Provincial Court (Family Division) Statistical Report

2613A/170A/9

TABLE VI.10
PROVINCIAL COURT (FAMILY DIVISION)
AGING OF DISPOSITIONS UNDER THE
JUVENILE DELINQUENTS ACT AND
THE EDUCATION ACT

Judicial District County, or District	Matters Disposed			Under 31 Days			31 to 90 Days			Over 91 Days		
	1981/82	1982/83	1983/84	1981/82	1982/83	1983/84	1981/82	1982/83	1983/84	1981/82	1982/83	1983/84
TOTAL ONTARIO	33529	30628	28740	16296	14312	13852	10966	10330	8973	6267	5986	5915
Metropolitan Toronto	8338	7348	6096	5117	4374	3442	1874	1597	1327	1347	1377	1327
REMAINDER OF ONTARIO	25191	23280	22644	11179	9938	10410	9092	8733	7646	4920	4609	4588
Algoma (Elliot Lake) (1)			-			-			-			-
Algoma (S.S. Marie)	562	614	533	258	312	261	244	236	209	60	66	63
Brant	393	390	396	195	135	214	151	194	114	47	61	68
Bruce	222	304	249	93	90	141	60	141	102	69	73	6
Cochrane North	378	367	373	251	249	273	89	91	78	38	27	22
Cochrane South	100	137	240	27	67	83	59	59	134	14	11	23
Dufferin	109	92	107	40	13	41	60	59	55	9	20	11
Durham	1052	891	903	704	521	597	267	281	203	81	89	103
Elgin	365	299	318	158	154	202	117	133	103	90	12	13
Essex	834	819	563	208	98	125	327	218	187	299	503	251
Frontenac	417	297	306	80	79	75	240	163	173	97	55	58
Grey	265	294	177	115	113	58	96	93	45	54	88	74
Haldimand	63	139	73	39	66	47	21	61	17	3	12	9
Halton	644	459	312	286	156	135	187	95	54	171	208	123
Hamilton-Wentworth	1094	916	938	435	334	426	333	283	225	326	299	287
Hastings	541	414	510	294	240	302	190	127	157	57	47	51
Huron	143	93	128	78	47	38	44	34	52	21	12	38
Kenora (Dryden)	136	167	165	98	64	100	27	89	53	11	14	12
Kenora (Kenora)	848	705	772	339	249	248	324	217	162	185	239	362
Kent	523	434	371	87	70	85	341	285	238	95	79	48
Lambton	566	655	562	185	102	135	267	390	308	114	163	119
Lanark	209	122	224	124	55	154	83	60	53	2	7	17
Leeds & Grenville	266	304	192	133	185	131	77	105	45	56	14	16
Lennox & Addington	105	95	139	66	50	72	26	28	51	13	17	16
Manitoulin	129	133	79	90	56	37	28	61	25	11	16	17
Middlesex	1283	1278	1185	328	320	407	581	628	489	374	330	289
Muskoka	114	138	136	65	101	85	33	32	42	16	5	9
Niagara North	203	289	398	118	127	192	80	151	163	5	11	43
Niagara South	230	211	205	192	184	163	38	25	40	-	2	2
Nipissing	453	318	273	301	233	197	123	57	64	29	28	12
Norfolk	101	137	63	45	41	39	43	88	15	13	8	9
Northumberland	293	230	302	171	127	173	82	87	81	40	16	48
Ottawa-Carleton	1121	1439	1349	429	554	523	458	591	572	234	294	254
Oxford	328	274	331	181	172	132	134	96	155	13	6	44
Parry Sound	395	213	148	58	57	57	179	91	35	158	65	56
Peel	863	854	1025	291	320	507	277	232	247	295	302	271
Perth	274	263	256	221	224	211	50	33	40	3	6	5
Peterborough	775	694	543	363	287	231	326	327	237	86	80	75
Prescott & Russell	87	72	68	52	37	44	27	21	16	8	14	8
Prince Edward	78	110	69	42	65	27	33	42	23	3	3	19
Rainy River	164	151	191	54	44	64	87	80	91	23	27	36
Renfrew	205	252	284	111	126	136	82	100	133	12	26	15
Simcoe	1078	904	1104	346	326	326	538	500	504	194	78	274
Stormont, Dundas & Glengarry	438	285	219	113	77	67	228	152	117	97	56	35
Sudbury (Espanola)	68	27	65	16	10	38	29	13	21	23	4	6
Sudbury (Sudbury)	625	579	482	261	215	237	253	278	168	111	86	77
Thunder Bay	813	785	924	399	343	401	278	301	349	136	141	174
Timiskaming	309	343	234	173	185	166	125	145	57	11	13	11
Victoria & Haliburton	278	172	199	159	65	101	96	60	74	23	47	24
Waterloo	921	973	1050	368	371	283	247	290	281	306	312	486
Wellington	252	329	337	133	151	109	97	148	197	22	30	31
York (Newmarket)	1581	951	1037	638	475	592	438	246	223	505	230	222
York (North York)	1897	1869	1537	1168	1196	922	472	416	369	257	257	246

NOTES: (1) Elliot Lake now handles its own Family matters. Previous years handled by Sault Ste. Marie.

Source: Provincial Court (Family Division) Statistical Report

2613A/170A/10

TABLE VI.11
PROVINCIAL COURT (FAMILY DIVISION)
AGING OF DISPOSITIONS
OF FAMILY MATTERS(1)

Judicial District County, or District	Matters Disposed			Under 31 Days			31 to 90 Days			Over 91 Days		
	1981/82	1982/83	1983/84	1981/82	1982/83	1983/84	1981/82	1982/83	1983/84	1981/82	1982/83	1983/84
TOTAL ONTARIO	46102	47129	51380	16826	15641	20781	21969	22876	21903	7307	8612	8696
Metropolitan Toronto	7110	7206	7712	2431	2188	3092	3520	3538	3241	1159	1480	1379
REMAINDER OF ONTARIO	38992	39923	43668	14395	13453	17689	18449	19338	18662	6148	7132	7317
Algoma (Elliot Lake) (2)			88			8			61			19
Algoma (S.S. Marie)	331	401	335	51	83	151	205	245	144	75	73	40
Brant	884	858	949	305	150	505	464	577	354	115	131	90
Bruce	237	232	245	36	32	81	147	140	116	54	60	48
Cochrane North	109	161	256	23	79	125	68	65	121	18	17	10
Cochrane South	281	362	329	126	212	148	130	117	149	25	33	32
Dufferin	142	195	188	44	50	51	67	111	111	31	34	26
Durham	1351	1520	1827	222	191	297	763	937	978	366	392	552
Elgin	609	855	848	363	455	449	190	324	341	56	76	58
Essex	3281	3015	2439	426	434	381	2333	2048	1559	522	533	499
Frontenac	1305	1257	2075	708	682	1325	318	327	479	279	248	271
Grey	338	365	306	74	88	67	184	196	181	80	81	58
Haldimand	170	147	169	68	52	83	65	59	64	37	36	22
Halton	796	778	1026	291	264	648	393	337	249	112	177	129
Hamilton-Wentworth	2717	3123	2755	1041	777	796	1153	1249	1099	523	1097	860
Hastings	1260	1349	1324	806	826	805	342	396	348	112	127	171
Huron	242	228	222	135	113	146	80	95	49	27	20	27
Kenora (Dryden)	73	89	158	32	40	47	26	32	51	15	17	60
Kenora (Kenora)	86	134	119	16	49	48	49	53	44	21	32	27
Kent	1064	1045	2716	450	374	1491	483	544	623	131	127	602
Lambton	755	1128	1260	279	252	246	402	726	754	74	150	260
Lanark	217	272	287	63	51	72	127	180	142	27	41	73
Leeds & Grenville	274	357	390	134	192	185	104	134	146	36	31	59
Lennox & Addington	326	272	209	168	138	107	117	90	66	41	44	36
Manitoulin	83	63	68	42	23	35	22	31	31	19	9	2
Middlesex	1826	1432	1567	785	572	679	688	635	613	353	225	275
Muskoka	212	157	153	133	82	99	60	57	43	19	18	11
Niagara North	1130	1184	1126	593	306	427	468	755	581	69	123	118
Niagara South	1213	1454	1779	870	1106	1451	309	280	230	34	68	98
Nipissing	189	225	237	116	134	108	52	72	105	21	19	24
Norfolk	463	473	471	98	87	115	287	277	270	78	109	86
Northumberland	444	452	510	222	212	250	166	191	187	56	49	73
Ottawa-Carleton	2835	2834	2827	1474	1369	1413	1142	1158	1157	219	307	257
Oxford	531	468	454	225	155	152	286	294	219	20	19	83
Parry Sound	161	147	109	54	48	81	76	56	85	31	43	43
Peel	1786	1612	1847	346	388	336	930	748	1073	510	476	438
Perth	391	408	531	259	214	251	124	182	262	8	12	18
Peterborough	1271	1295	1101	386	355	334	656	691	620	229	249	147
Prescott & Russell	115	153	87	56	43	33	46	82	34	13	28	20
Prince Edward	146	146	150	36	32	40	85	79	80	25	35	30
Rainy River	118	144	239	39	50	108	54	59	102	25	35	29
Renfrew	645	647	602	193	203	260	344	366	285	108	78	57
Simcoe	1248	1140	1034	298	294	225	654	664	589	296	182	220
Stormont, Dundas & Glengarry	437	328	469	104	91	159	227	160	238	106	77	72
Sudbury (Espanola)	38	39	95	14	6	56	22	26	34	2	7	5
Sudbury (Sudbury)	1182	1087	1149	538	407	380	529	593	674	115	87	95
Thunder Bay	589	630	860	238	240	487	258	277	288	93	113	85
Timiskaming	254	254	278	138	120	150	99	103	90	17	31	38
Victoria & Haliburton	259	305	328	45	44	64	137	166	180	77	95	84
Waterloo	1314	1344	1395	297	238	450	789	811	710	228	295	235
Wellington	848	952	819	382	440	333	367	391	361	99	121	125
York (Newmarket)	768	838	876	294	426	413	353	278	350	121	134	113
York (North York)	1648	1569	1887	259	184	538	1009	874	942	380	511	407

NOTES: (1) Includes: Family Law Reform Act
Reciprocal Enforcement of Maintenance Orders
Criminal Code of Canada
Other Statutes
Excludes: Child Welfare Act
Juvenile Delinquents Act and Education Act
(2) Elliot Lake now handles its own Family matters.
Previous years handled by Sault Ste. Marie.

Source: Provincial Court (Family Division) Statistical Report

2613A/170A/11

TABLE VI.12
PROVINCIAL COURT (FAMILY DIVISION)
ACTIVITY SUMMARY OF CURRENT ACCOUNTS

Judicial District County, or District	Accounts as of April 1st			Accounts Opened		
	1981	1982	1983	1981/82	1982/83	1983/84
TOTAL ONTARIO	40262	44180	47256	12182	12956	13968
Metropolitan Toronto	6561	7877	8895	1414	1536	1590
REMAINDER OF ONTARIO	33701	36303	38361	10768	11420	12378
Algoma (Elliot Lake) (1)			27			52
Algoma (S.S. Marie)	363	402	411	143	194	236
Brant	849	815	722	218	193	208
Bruce	168	197	230	83	85	65
Cochrane North	152	130	138	23	46	51
Cochrane South	388	372	427	32	176	166
Dufferin	114	122	139	44	59	58
Durham	1303	1249	1416	376	415	708
Elgin	477	532	629	165	149	79
Essex	2988	2994	3002	751	784	553
Frontenac	997	978	1036	236	262	352
Grey	292	304	321	56	74	193
Haldimand	133	111	105	30	34	65
Halton	698	684	749	295	305	346
Hamilton-Wentworth	2805	2926	3142	765	981	1347
Hastings	1156	1380	1462	421	334	407
Huron	231	263	266	106	74	91
Kenora (Dryden)	112	106	126	26	22	21
Kenora (Kenora)	78	99	101	43	27	64
Kent	1034	1099	1192	178	192	221
Lambton	689	784	954	238	288	390
Lanark	250	256	292	66	81	72
Leeds & Grenville	275	310	333	124	86	97
Lennox & Addington	194	223	271	78	63	58
Manitoulin	19	28	32	20	13	14
Middlesex	1672	1797	1613	617	585	690
Muskoka	130	162	158	71	46	57
Niagara North	1069	944	1007	412	450	365
Niagara South	1294	1505	1468	436	437	436
Nipissing	272	291	344	35	63	55
Norfolk	291	312	344	102	100	121
Northumberland	375	418	467	131	136	134
Ottawa-Carleton	1843	2119	2432	679	661	661
Oxford	339	365	375	124	84	86
Parry Sound	159	170	178	53	37	61
Peel	1335	1691	1559	457	528	473
Perth	291	326	359	96	96	111
Peterborough	733	747	802	312	257	255
Prescott & Russell	103	114	148	54	51	18
Prince Edward	122	133	139	42	41	38
Rainy River	82	88	89	29	42	45
Renfrew	411	465	454	186	189	203
Simcoe	1025	1044	1213	325	582	350
Stormont, Dundas & Glengarry	528	668	605	153	95	107
Sudbury (Espanola)	53	63	74	18	20	26
Sudbury (Sudbury)	1114	1271	1491	322	287	158
Thunder Bay	681	802	941	222	261	328
Timiskaming	204	232	245	110	123	180
Victoria & Haliburton	250	265	315	72	88	75
Waterloo	1490	1521	1478	434	374	468
Wellington	577	715	739	260	238	360
York (Newmarket)	654	571	589	170	227	166
York (North York)	839	1140	1212	329	385	437

NOTES: (1) Elliot Lake now handles its own Family matters. Previous years handled by Sault Ste. Marie.

Source: Provincial Court (Family Division) Statistical Report

2613A/170A/12

TABLE VI.12
PROVINCIAL COURT (FAMILY DIVISION)
ACTIVITY SUMMARY OF CURRENT ACCOUNTS

Judicial District County, or District	Accounts Closed			Accounts Transferred to Dormant			Accounts as of March 31, 1984(1)
	1981/82	1982/83	1983/84	1981/82	1982/83	1983/84	
TOTAL ONTARIO	3595	3461	5926	4627	6419	6092	49206
Metropolitan Toronto	41	7	1565	57	511	17	8903
REMAINDER OF ONTARIO	3554	3454	4361	4570	5908	6075	40303
Algoma (Elliot Lake) (2)			4			8	67
Algoma (S.S. Marie)	21	21	26	83	137	176	445
Brant	66	67	91	186	219	128	711
Bruce	46	38	29	8	14	21	245
Cochrane North	11	8	27	34	30	25	137
Cochrane South	24	99	89	24	22	72	432
Dufferin	30	38	40	6	4	4	153
Durham	210	168	208	220	80	160	1756
Elgin	55	28	38	55	24	65	605
Essex	232	164	146	513	612	324	3085
Frontenac	142	145	139	113	59	144	1105
Grey	20	21	32	24	36	16	466
Haldimand	36	25	11	16	15	24	135
Halton	290	221	286	19	19	39	770
Hamilton-Wentworth	97	51	69	547	714	1500	2920
Hastings	160	195	404	37	57	-	1465
Huron	25	18	17	49	53	55	285
Kenora (Dryden)	10	-	6	22	2	-	141
Kenora (Kenora)	13	11	30	9	14	10	125
Kent	91	61	55	22	38	23	1335
Lambton	28	34	65	115	84	111	1168
Lanark	15	4	7	45	41	29	328
Leeds & Grenville	35	15	12	12	48	65	353
Lennox & Addington	39	9	70	10	6	12	247
Manitoulin	8	6	5	3	3	4	37
Middlesex	161	108	70	331	661	251	1982
Muskoka	36	45	21	3	5	-	194
Niagara North	95	107	65	442	280	234	1073
Niagara South	124	160	169	101	314	171	1564
Nipissing	6	7	23	10	3	7	369
Norfolk	81	49	38	-	19	40	387
Northumberland	56	45	62	32	42	35	504
Ottawa-Carleton	88	62	105	315	286	544	2444
Oxford	53	65	33	45	9	-	428
Parry Sound	26	19	20	16	10	37	182
Peel	101	150	123	-	510	256	1653
Perth	41	36	50	20	27	37	383
Peterborough	100	91	65	198	111	103	889
Prescott & Russell	8	4	8	35	13	11	147
Prince Edward	19	18	18	12	17	26	133
Rainy River	13	24	16	10	17	17	101
Renfrew	111	82	109	21	118	87	462
Simcoe	115	217	174	191	196	205	1184
Stormont, Dundas & Glengarry	13	40	64	-	118	95	553
Sudbury (Espanola)	2	4	8	6	5	39	53
Sudbury (Sudbury)	86	50	506	79	17	9	1134
Thunder Bay	27	7	14	74	115	104	1151
Timiskaming	63	77	115	19	33	39	271
Victoria & Haliburton	21	22	25	36	16	40	325
Waterloo	104	110	119	299	307	440	1387
Wellington	105	132	127	17	82	63	909
York (Newmarket)	168	177	117	85	32	68	570
York (North York)	27	99	192	1	214	102	1355

NOTES: (1) Offices performed an actual count of active current accounts.
(2) Elliot Lake now handles its own Family matters. Previous years handled by Sault Ste. Marie.

Source: Provincial Court (Family Division) Statistical Report

2613A/170A/13

TABLE VI.13
PROVINCIAL COURT (FAMILY DIVISION)
ACTIVITY SUMMARY OF CURRENT ACCOUNTS
WITH ASSIGNMENTS TO WELFARE AGENCIES

Judicial District County, or District	Accounts as of April 1st			Accounts Opened or New Assignments		
	1981	1982	1983	1981/82	1982/83	1983/84
TOTAL ONTARIO	10814	10832	12397	5010	5995	6453
Metropolitan Toronto	1668	1187	1631	685	997	1144
REMAINDER OF ONTARIO	9146	9645	10766	4325	4998	5309
Algoma (Elliot Lake) (1)			4			12
Algoma (S.S. Marie)	107	126	149	53	65	33
Brant	243	283	324	111	131	96
Bruce	43	41	56	58	63	58
Cochrane North	38	41	44	12	11	19
Cochrane South	128	173	151	51	73	70
Dufferin	25	26	20	21	11	25
Durham	361	317	389	109	159	159
Elgin	99	93	129	27	63	59
Essex	924	983	998	625	641	374
Frontenac	300	298	331	125	118	109
Grey	66	98	138	60	77	57
Haldimand	40	32	25	22	20	36
Halton	126	116	105	57	49	63
Hamilton-Wentworth	1067	1134	1316	410	531	675
Hastings	284	276	328	130	200	230
Huron	53	82	66	47	45	50
Kenora (Dryden)	21	26	29	5	3	12
Kenora (Kenora)	6	11	16	7	9	14
Kent	260	296	354	147	167	185
Lambton	131	148	161	94	114	194
Lanark	81	80	87	13	19	15
Leeds & Grenville	64	55	60	17	11	29
Lennox & Addington	56	52	65	5	26	21
Manitoulin	7	15	16	11	8	6
Middlesex	430	435	435	241	225	386
Muskoka	43	54	64	33	34	31
Niagara North	289	268	291	125	162	179
Niagara South	356	391	404	89	190	179
Nipissing	73	77	91	27	20	25
Norfolk	101	90	91	58	52	107
Northumberland	110	122	116	82	62	74
Ottawa-Carleton	489	563	684	271	316	308
Oxford	82	97	139	47	68	68
Parry Sound	44	53	61	24	23	32
Peel	264	305	353	99	135	101
Perth	56	52	69	30	49	47
Peterborough	254	217	266	174	177	197
Prescott & Russell	32	30	57	15	30	10
Prince Edward	25	30	31	22	24	21
Rainy River	29	28	27	7	12	16
Renfrew	125	158	155	93	85	93
Simcoe	219	189	252	92	109	145
Stormont, Dundas & Glengarry	135	184	157	80	52	40
Sudbury (Espanola)	13	13	13	4	-	-
Sudbury (Sudbury)	367	381	398	39	42	9
Thunder Bay	197	202	211	36	30	37
Timiskaming	74	81	88	39	63	61
Victoria & Haliburton	84	80	101	35	39	58
Waterloo	295	281	293	151	148	182
Wellington	119	144	202	68	109	82
York (Newmarket)	157	129	114	57	44	45
York (North York)	154	189	242	70	84	175

NOTES: (1) Elliot Lake now handles its own Family matters. Previous years handled by Sault Ste. Marie.

Source: Provincial Court (Family Division) Statistical Report

2613A/170A/14

TABLE VI.13
PROVINCIAL COURT (FAMILY DIVISION)
ACTIVITY SUMMARY OF CURRENT ACCOUNTS
WITH ASSIGNMENTS TO WELFARE AGENCIES

Judicial District County, or District	Accounts Closed or Assignments Ceased			Accounts Transferred to Dormant			Accounts as of March 31, 1984(1)
	1981/82	1982/83	1983/84	1981/82	1982/83	1983/84	
TOTAL ONTARIO	3650	3205	4033	1342	1225	1925	12892
Metropolitan Toronto	746	390	409	420	163	3	2363
REMAINDER OF ONTARIO	2904	2815	3624	922	1062	1922	10529
Algoma (Elliot Lake) (2)			1			-	15
Algoma (S.S. Marie)	6	2	15	28	36	51	116
Brant	28	45	147	43	45	34	239
Bruce	55	43	35	5	5	7	72
Cochrane North	4	5	11	5	3	6	46
Cochrane South	6	36	57	-	59	-	164
Dufferin	19	15	11	1	2	-	34
Durham	80	81	143	73	6	21	384
Elgin	24	20	82	9	7	1	105
Essex	381	410	414	185	216	118	840
Frontenac	56	49	55	71	36	61	324
Grey	23	35	76	5	2	8	111
Haldimand	25	19	12	5	8	7	42
Halton	66	60	38	1	-	1	129
Hamilton-Wentworth	337	327	366	6	22	926	699
Hastings	138	148	183	-	-	-	375
Huron	18	31	19	-	30	14	83
Kenora (Dryden)	-	-	5	-	-	-	36
Kenora (Kenora)	2	2	4	-	2	-	26
Kent	111	109	136	-	-	4	399
Lambton	59	70	92	18	31	3	260
Lanark	6	7	18	8	5	-	84
Leeds & Grenville	25	5	17	1	1	1	71
Lennox & Addington	9	13	23	-	-	3	60
Manitoulin	3	5	5	-	2	2	15
Middlesex	185	119	136	51	106	55	630
Muskoka	22	22	18	-	2	-	77
Niagara North	126	78	111	20	61	106	253
Niagara South	35	115	112	19	62	65	406
Nipissing	21	3	7	2	3	8	101
Norfolk	69	42	70	-	9	10	118
Northumberland	67	60	52	3	8	6	132
Ottawa-Carleton	132	150	195	65	45	84	713
Oxford	28	25	26	4	1	-	181
Parry Sound	10	14	20	5	1	19	54
Peel	58	81	69	-	6	9	376
Perth	26	26	38	8	6	10	68
Peterborough	130	92	119	81	36	40	304
Prescott & Russell	2	3	2	15	-	7	58
Prince Edward	15	19	15	2	4	8	29
Rainy River	3	5	6	5	8	10	27
Renfrew	53	55	93	7	33	28	127
Simcoe	58	46	87	64	-	4	306
Stormont, Dundas & Glengarry	30	32	50	1	47	11	136
Sudbury (Espanola)	3	-	1	1	-	6	6
Sudbury (Sudbury)	20	16	92	5	9	-	315
Thunder Bay	24	16	20	7	5	12	216
Timiskaming	26	42	47	6	14	15	87
Victoria & Haliburton	22	17	34	17	1	17	108
Waterloo	105	63	82	60	73	118	275
Wellington	43	49	63	-	2	2	219
York (Newmarket)	75	57	53	10	2	3	103
York (North York)	35	31	41	-	-	1	375

NOTES: (1) Offices performed actual count of active accounts with welfare assignments.
(2) Elliot Lake now handles its own Family matters. Previous years handled by Sault Ste. Marie.

Source: Provincial Court (Family Division) Statistical Report

2613A/170A/15

TABLE VI.14
PROVINCIAL COURT (FAMILY DIVISION)
MAINTENANCE MONIES COLLECTED
AND PAYMENTS FORWARDED TO THE GOVERNMENT

Judicial District County, or District	Total Maintenance Dollars Collected			Maintenance Payments Forwarded to the Government(1)		
	1981/82	1982/83	1983/84	1981/82	1982/83	1983/84
TOTAL ONTARIO	40437837	45041084	51776179	6370580	6822505	7657978
Metropolitan Toronto	6079004	6803264	7700432	1127683	1269941	1331008
REMAINDER OF ONTARIO	34358833	38237820	44075747	5242897	5552564	6326970
Algoma (Elliot Lake) (2)			92118			11698
Algoma (S.S. Marie)	393952	439343	497408	63867	86899	98266
Brant	757601	745806	791689	146845	134422	168271
Bruce	230375	271944	305543	34649	50876	51184
Cochrane North	94486	106848	123002	19843	27576	28048
Cochrane South	368969	447254	492511	65198	80492	93265
Dufferin	157383	195536	196389	18796	21579	39063
Durham	1533946	1694342	2102639	205552	221349	284157
Elgin	596277	783353	972979	63797	68739	96304
Essex	2711724	3107570	3490806	660739	718708	756244
Frontenac	1013486	1148522	1258486	169113	190860	206408
Grey	231553	282883	288435	35109	46173	47840
Haldimand	124400	115694	137508	22125	23776	18413
Halton	905288	938446	1015155	62499	58495	85221
Hamilton-Wentworth	2879657	3229740	3729758	402699	379870	485293
Hastings	1125831	1231995	1418921	140465	149368	159609
Huron	236535	278870	324978	33832	34332	32641
Kenora (Dryden)	94659	93221	105136	7406	9489	6513
Kenora (Kenora)	72712	113400	130847	4195	8569	14140
Kent	1041543	1069259	1271696	153253	162551	206907
Lambton	1055897	1306401	1524333	104782	104802	127666
Lanark	127984	170819	194938	13915	18345	21861
Leeds & Grenville	149476	222933	284963	21507	25491	41676
Lennox & Addington	169636	188071	205948	35974	33857	31145
Manitoulin	24261	26037	32944	3772	4448	5968
Middlesex	1640579	1724539	1984058	303251	258592	310774
Muskoka	95198	107466	105291	19309	22894	21615
Niagara North	1040863	1135806	1280763	104236	122505	164004
Niagara South	1758841	1908554	2274869	303005	325076	386937
Nipissing	220534	227512	241159	29754	27948	33740
Norfolk	229687	252625	306785	46572	41053	62072
Northumberland	415060	471325	524097	90443	82901	73921
Ottawa-Carleton	1813662	2103980	2282894	324239	348932	397181
Oxford	402311	466499	527547	61415	63722	76382
Parry Sound	115818	130272	123425	21970	21056	16843
Peel	1695334	1970156	2436578	197915	211410	217939
Perth	360002	398615	462684	40798	43894	38896
Peterborough	630125	668681	700671	145590	154103	167072
Prescott & Russell	56069	75933	68270	4179	12931	15364
Prince Edward	88372	91768	94406	15316	16859	16645
Rainy River	76395	100694	118044	11910	13156	15808
Renfrew	315986	356385	393407	85822	84895	102578
Simcoe	917701	974053	1039958	109953	111024	143688
Stormont, Dundas & Glengarry	299996	317268	336642	35637	38419	29252
Sudbury (Espanola)	40598	51458	73401	3488	3425	3110
Sudbury (Sudbury)	1125333	1109264	1372337	162739	172866	187699
Thunder Bay	791281	892552	1125508	89056	76584	84465
Timiskaming	201992	249533	295694	52242	58207	56317
Victoria & Haliburton	208715	239094	261163	41561	80242	60757
Waterloo	1300259	1373558	1573981	169004	169271	158211
Wellington	704871	805277	946308	75697	83385	81398
York (Newmarket)	639507	649204	661586	68567	61668	80937
York (North York)	1076113	1177462	1475091	139297	184480	205564

NOTES: (1) Maintenance Payments forwarded to the Treasurer of Ontario and Municipal Welfare.
(2) Elliot Lake now handles its own Family matters. Previous years handled by Sault Ste. Marie.

Source: Provincial Court (Family Division) Statistical Report

2613A/170A/16

TABLE VI.15
PROVINCIAL COURT (FAMILY DIVISION)
COURT HOURS

Judicial District County, or District	1981/82 (1)	1982/83 (2)	1983/84
TOTAL ONTARIO	34786 (r)	42401 (r)	39903
Metropolitan Toronto	6627 (r)	8541 (r)	7683
REMAINDER OF ONTARIO	28159 (r)	33860 (r)	32220
Algoma (Elliot Lake) (3)			51
Algoma (S.S. Marie)	351	489	451
Brant	266	492 (r)	674
Bruce	209	236 (r)	215
Cochrane North	144	154	112
Cochrane South	270	381	393
Dufferin	152	137	125
Durham	1263	1433	1428
Elgin	254	205	284
Essex	928	1227	1132
Frontenac	682	992	706
Grey	465	480	448
Haldimand	86	172	174
Halton	557	769	529
Hamilton-Wentworth	2815	3423	3180
Hastings	885	860	880
Huron	194	159	120
Kenora (Dryden)	85	147	161
Kenora (Kenora)	334	528	423
Kent	356	477	598
Lambton	836	967	985
Lanark	88	141	139
Leeds & Grenville	165	263	232
Lennox & Addington	110	105	111
Manitoulin	41	47	39
Middlesex	2054	1660	1545
Muskoka	142	194	163
Niagara North	773	901	935
Niagara South	574	827	903
Nipissing	283	345	355
Norfolk	151	202	216
Northumberland	195	290	248
Ottawa-Carleton	1380	1844	1677
Oxford	336	335	306
Parry Sound	197	154	148
Peel	1518	2026	2092
Perth	304	274	299
Peterborough	443	598	535
Prescott & Russell	182	253	130
Prince Edward	56	73	73
Rainy River	117	203	135
Renfrew	391	612	579
Simcoe	747	1043	1103
Stormont, Dundas & Glengarry	519	680	563
Sudbury (Espanola)	20	16	12
Sudbury (Sudbury)	757	864	845
Thunder Bay	769	759	902
Timiskaming	106	130	128
Victoria & Haliburton	154	219	192
Waterloo	990	1067	947
Wellington	430	651	602
York (Newmarket)	1208	1382	1071
York (North York)	1827	1974	1926

NOTES: (1) Data for the time period October 1 to December 31, 1981 are not available.
(2) Reporting requirements were revised, therefore, data may not be comparable to previous years. Data represent gross court hours, which excludes meal breaks, but includes recesses.
(3) Elliot Lake now handles its own Family matters. Previous years handled by Sault Ste. Marie.

Source: Provincial Court (Family Division) Monthly Statistical Report

2613A/170A/17