ONTARIO ATTORNEY GENERAL LAW LIBRARY
KF 180 O68 [1984 85] STK
Court statistics : annual report
00001969

Ontario

Ministry of the
Attorney
General

Court Statistics Annual Report

Fiscal Year 1984/1985

Report number A - 11

KF
180
O68
1984/85

KF 180 O68 1984/85
Ontario. Ministry of the Att
Court statistics

KF 180 O68 1984/85
Ontario. Ministry of the Att
Court statistics

MINISTRY OF THE
ATTORNEY GENERAL
LAW LIBRARY

Ontario

Ministry of the
Attorney
General

Court Statistics Annual Report

Fiscal Year 1984/1985

Report number A - 11

317324

THIS REPORT WAS PREPARED BY

INFORMATION AND COMPUTER SYSTEMS BRANCH

QUESTIONS, COMMENTS AND

SUGGESTIONS FOR IMPROVEMENT

MAY BE DIRECTED TO:

INFORMATION AND COMPUTER SYSTEMS BRANCH

MINISTRY OF THE ATTORNEY GENERAL

5TH FLOOR

18 KING STREET EAST

TORONTO, ONTARIO

M5C 1C5.

OR PHONE:

(416) 965-0467

Ontario

Ministry of the Attorney General

Information and Computer Systems Branch

5th Floor
18 King Street East
Toronto, Ontario
M5C 1C5

416/965-0467

P R E F A C E

The 1984/85 Court Statistics Annual Report contains general information on the activities of the Supreme, District, Surrogate and Provincial Courts and the Sheriff's offices on a three year comparative basis. Where possible, charts have been included to provide a graphic view of the caseload in each court level, with tables showing the inflow and outflow of cases through the courts. The data included in this report have been updated wherever required, as some data may not have been available during the year when the quarterly reports were published.

The report is divided into the following sections:

COURT OF APPEAL

SUPREME COURT

- Criminal Cases
- Civil Cases

COUNTY/DISTRICT COURT

- Criminal Cases
- Civil Cases

SURROGATE COURT

SHERIFF OFFICES

PROVINCIAL COURT

- Criminal
- Provincial Offences
- Family

The court offices gather a great deal of detailed information, which because of volume, cannot possibly be included in a report of this kind. However, upon request to the Information Centre, data will be provided.

...2

During the 1984/85 fiscal year, some major pieces of legislation were proclaimed which affected the courts dramatically.

The first piece of legislation is the Courts of Justice Act 1984, proclaimed January 1, 1985. As time is required to determine the impact of this Act on the Supreme and District Courts, only revisions in terminology were made to the statistical form submitted by the offices of the local Registrar and Sheriff. The major revision concerned "actions commenced" or "proceedings commenced", as is now the term. As the data prior to January 1, 1985 cannot be matched with the data after this date, the information for the January to March, 1985 quarter must be included in a separate table. See tables I.6 and I.4.

Another major piece of legislation proclaimed was the Young Offenders Act, which replaced the Juvenile Delinquents Act on April 1, 1984. As the Young Offenders Act only refers to federal statutes, the Provincial Offences Act was amended to include young offenders who violate provincial statutes. The Young Offenders Act is divided in two stages: stage one includes 12 to 15 year olds inclusive, effective April 1, 1984; stage two includes 16 and 17 year olds, effective April 1, 1985; In this report the table on Youth Court activity refers to the first stage, which is processed through the Provincial Court (Family Division). The data on matters under the Juvenile Delinquents Act which still had to be processed after April 1, 1984 were kept separate from the Youth Court data in order to highlight the impact of the Young Offenders Act. See Table VI.4 for the Youth Court Activity Summary.

Please contact the Information Centre if there are any questions and/or comments regarding any of the data in this report.

SYMBOLS USED IN TABLES

.. figures not available

... figures not appropriate or not applicable

- nil or zero

-- amount too small to be expressed

r revised figures

Digitized by the Internet Archive
in 2017 with funding from
Ontario Council of University Libraries

https://archive.org/details/mag_00001969

ANNUAL REPORT OF COURT STATISTICS

TABLE OF CONTENTS

SUPREME, COUNTY & SURROGATE COURTS

PART I Supreme Court of Ontario

A. Appeal Courts

Table		Page No.
I.1/Chart	Criminal Appeals - Activity Summary	2
I.2/Chart	Civil Appeals - Activity Summary	4
I.3/Chart	Divisional Court of Appeal - Activity Summary	6
Chart	Supreme Court of Ontario in Bankruptcy	8

B. High Court of Justice

I.4	Summary Table	13
	Criminal Matters	
I.5	Disposition of Cases	15
	Civil Matters	
I.6	Actions Commenced	16
I.6 (a)	Proceedings Commenced and Motions Filed	19
I.7	Judgments and Orders Issued	20
I.8	Provincial Summary Report Jury and Non-Jury Actions	23
I.9/Chart	Jury Actions - Activity Summary	24
I.10/Chart	Non-Jury Actions - Activity Summary	26
I.11/Chart	H.C. Divorce Actions - Activity Summary	28

PART I Supreme Court of Ontario (cont'd)

Civil Matters (cont'd)

Table		Page No.
I.12	Taxations	30
I.13	Examinations for Discovery	31

PART II County and District Courts

A. Criminal Matters

II.1	County Court Judge's Criminal Court Activity Summary	34
II.2	General Sessions of the Peace Activity Summary	35
II.3/Chart	Summary Conviction Appeals Activity Summary	36

B. Civil Matters

II.4	Actions Commenced	38
II.4 (a)	Proceedings Commenced and Motions Filed	39
II.5	Judgments and Orders Issued	40
II.6	Provincial Summary Jury and Non-Jury Actions	43
II.7/Chart	Jury Actions - Activity Summary	44
II.8/Chart	Non-Jury Actions - Activity Summary (Excluding Divorce)	46
II.9/Chart	MCA Divorce Actions - Activity Summary	48
II.10	Construction Lien Act - Activity Summary	50
II.11	Examinations for Discovery	51
II.12	Party + Party Taxations	52

PART II County and District Courts (cont'd)

B. Civil Matters (cont'd)

Table		Page No.
II.13	Landlord and Tenant Act 1970 Amended 1972	53
	PART III Surrogate Court	
III.1	Applications Filed Under Probates, Administration and Guardianship	57
	PART IV Sheriff's Offices	
IV.1/Chart	Jurors Drafted and Names Searched	60
IV.2/Chart	Processes and Executions	62

PROVINCIAL COURT (CRIMINAL AND FAMILY DIVISIONS)

	PART V Provincial Court (Criminal Division)	
V.1	Persons Charged - All Statutes	67
V.2/Chart	All Statutes - Activity Summary	68
V.3/Chart	Criminal Code of Canada - Activity Summary	70
V.4/Chart	Narcotics Control Act/Food Drug Act - Activity Summary	72
V.5/Chart	Liquor Control Act/Liquor Licence Act - Activity Summary	74
V.6/Chart	Highway Traffic Act - Activity Summary	76
V.7/Chart	Other Provincial - Activity Summary	78
V.8/Chart	Other Federal - Activity Summary	80
V.9/Chart	Municipal Bylaws - Activity Summary	82

PART V Provincial Court (Criminal Division) (cont'd)

Table		Page No.
V.10	Provincial Offences Act Liquor Licence Act - Activity Summary of Charges Via Offence Notices	84
V.10 (a)	Provincial Offences Act Highway Traffic Act - Activity Summary of Charges Via Offence Notices	86
V.10 (b)	Provincial Offences Act Other Provincial Statutes - Activity Summary of Charges Via Offence Notices	88
V.10 (c)	Provincial Offences Act Municipal Bylaws - Activity Summary of Charges Via Offence Notices	90
V.10 (d)	Provincial Offences Act - Total Activity Summary of Charges Via Offence Notices	92
V.11	Hours Spent in Court	95

PART VI Provincial Court (Family Division)

Table		Page No.
VI.1/Chart	All Statutes - Activity Summary	98
VI.2	Child Welfare Act - Activity Summary	100
VI.3	Education Act - Activity Summary	101
VI.4	Juvenile Delinquents Act - Activity Summary	102
VI.5	Youth Court - Activity Summary	103
VI.6	Family Law Reform Act - Activity Summary	104
VI.7	Reciprocal Enforcement of Maintenance Orders - Activity Summary	105
VI.8	Criminal Code of Canada - Activity Summary	106

PART VI Provincial Court (Family Division) (cont'd)

Table		Page No.
VI.9	Other Legislation - Activity Summary	107
VI.10	Aging of Dispositions - Child Welfare Act	108
VI.11	Aging of Dispositions - Family Matters	109
VI.12	Aging of Dispositions - Juvenile Delinquents Act and Education Act	110
VI.13	Aging of Dispositions - Youth Court	111
VI.14	Current Accounts - Activity Summary	112
VI.15	Current Accounts with Assignments to Welfare Agencies - Activity Summary	114
VI.16	Maintenance Monies Collected and Payments Forwarded to Government	117
VI.17	Hours in Court	119

PART 1

SUPREME COURT OF ONTARIO

A. APPEAL COURTS

TABLE I.1
SUPREME COURT OF ONTARIO
COURT OF APPEAL - CRIMINAL APPEALS
ACTIVITY SUMMARY

	1982/83	1983/84	1984/85
Appeals Added	2074	1913	1870
Appeals Disposed (1)	1886	1856	1575
Abandoned (2)	726	736	704
Argued	1111	1068	845
Refused	49	52	26
Appeals Pending at End of Period	1181	1238	1533

NOTES: (1) Includes appeals abandoned, argued and refused.
(2) "Abandoned" includes "closed out" appeals.

2485A/205A/1

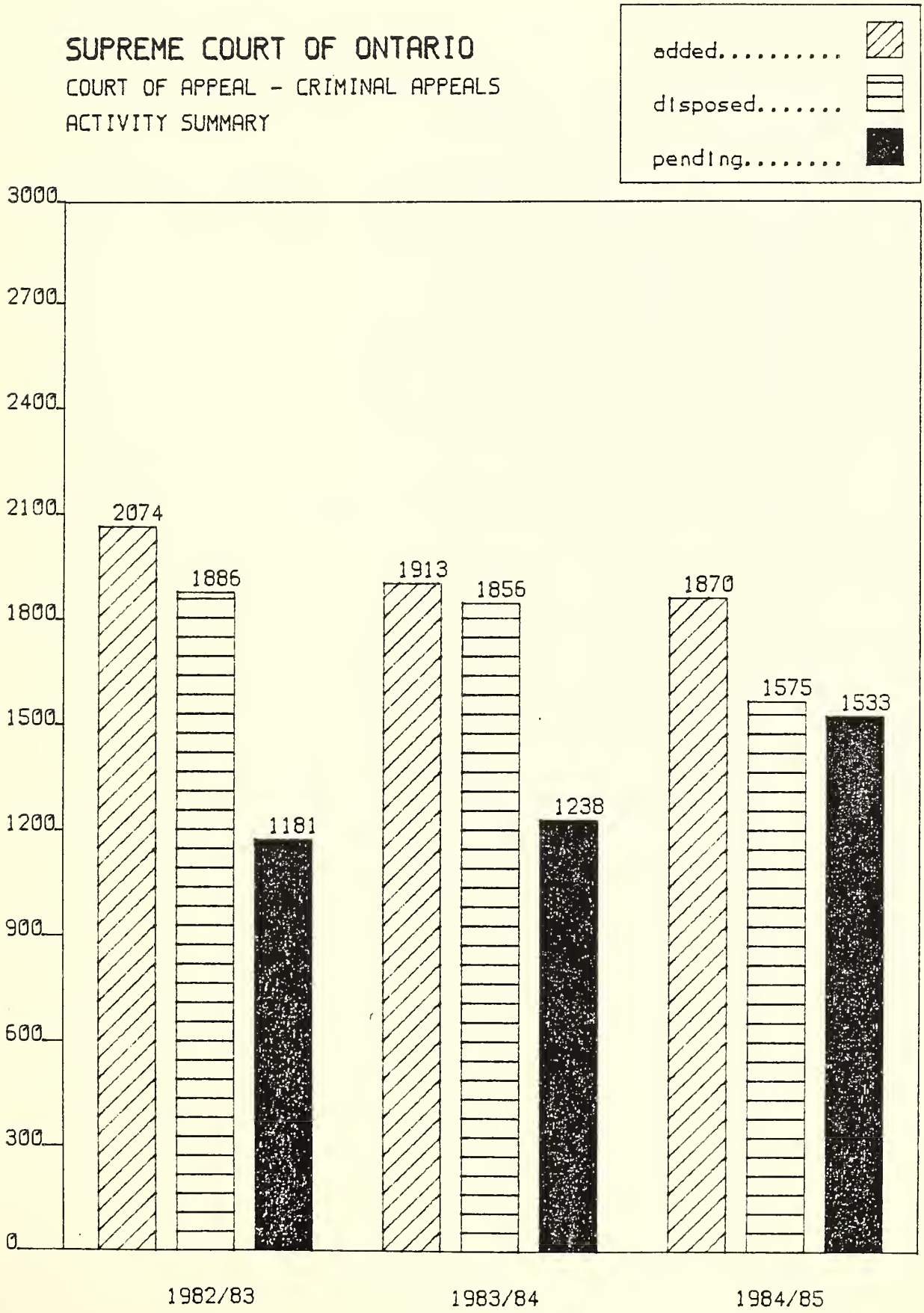
SUPREME COURT OF ONTARIO
COURT OF APPEAL - CRIMINAL APPEALS
ACTIVITY SUMMARY
added.....
disposed.....
pending.....
3000
2700
2400
2100
1800
1500
1200
900
600
300
0
2074
1886
1181
1913
1856
1238
1870
1575
1533
1982/83
1983/84
1984/85

TABLE I.2
SUPREME COURT OF ONTARIO
COURT OF APPEAL - CIVIL APPEALS
ACTIVITY SUMMARY

	1982/83	1983/84	1984/85
Appeals Added During Period	1170	1280	1130
Supreme Court	559	624	540
Divisional Court	35	45	30
County Court	389	477	405
Divorce Actions (Single Judge)	173	120	142
Other	14	14	13
Appeals Disposed During Period	1122	1136	1101
Argued	439	538	499
Settled	45	34	45
Abandoned or Deemed Abandoned	537	548	537
Other	101	16	20
Appeals Pending at End of Period	941	1085	1114

NOTES: Includes perfected and unperfected appeals.

2485A/205A/2

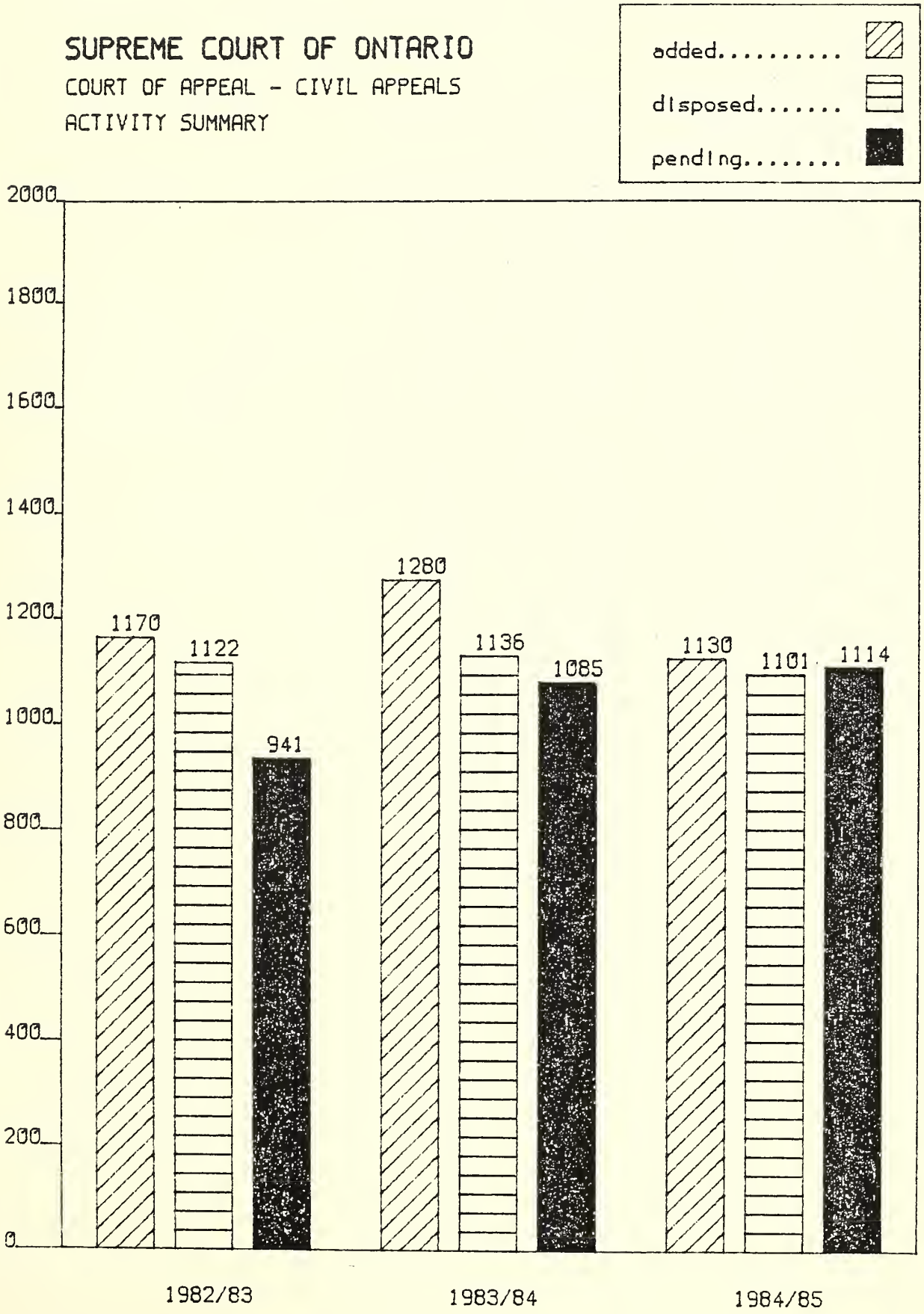
SUPREME COURT OF ONTARIO
COURT OF APPEAL - CIVIL APPEALS
ACTIVITY SUMMARY
added.....
disposed.....
pending.....
2000
1800
1600
1400
1200
1000
800
600
400
200
0
1170
1122
941
1280
1136
1085
1130
1101
1114
1982/83
1983/84
1984/85

TABLE I.3
SUPREME COURT OF ONTARIO
DIVISIONAL COURT
APPEALS AND APPLICATIONS FOR JUDICIAL REVIEW
ACTIVITY SUMMARY

	1982/83	1983/84	1984/85
Added During Period	1149	1257	1156
Appeals	839	914	859
Supreme Court	261	299	239
Surrogate Court	15	18	12
Construction Lien Act	26	20	31
Provincial Court (Civil)	224	260	202
Boards and Tribunals	144	174	163
District Court Judge	169	143	211
Unified Family Court	-	-	1
Applications	310	343	297
Mandamus	18	23	17
Prohibition	22	25	19
Certiorari	252	267	231
Declaration	18	28	29
Injunction	-	-	-
Stated Case/Other	-	-	1
Disposed During Period	1113	1074	1265
Argued	495	474	488
Settled	126	139	140
Withdrawn/Dismissed	70	47	235
Abandoned or Deemed Abandoned	422	414	402
Pending at End of Period	1006	1189	1080

NOTES: Figures include perfected and unperfected appeals.

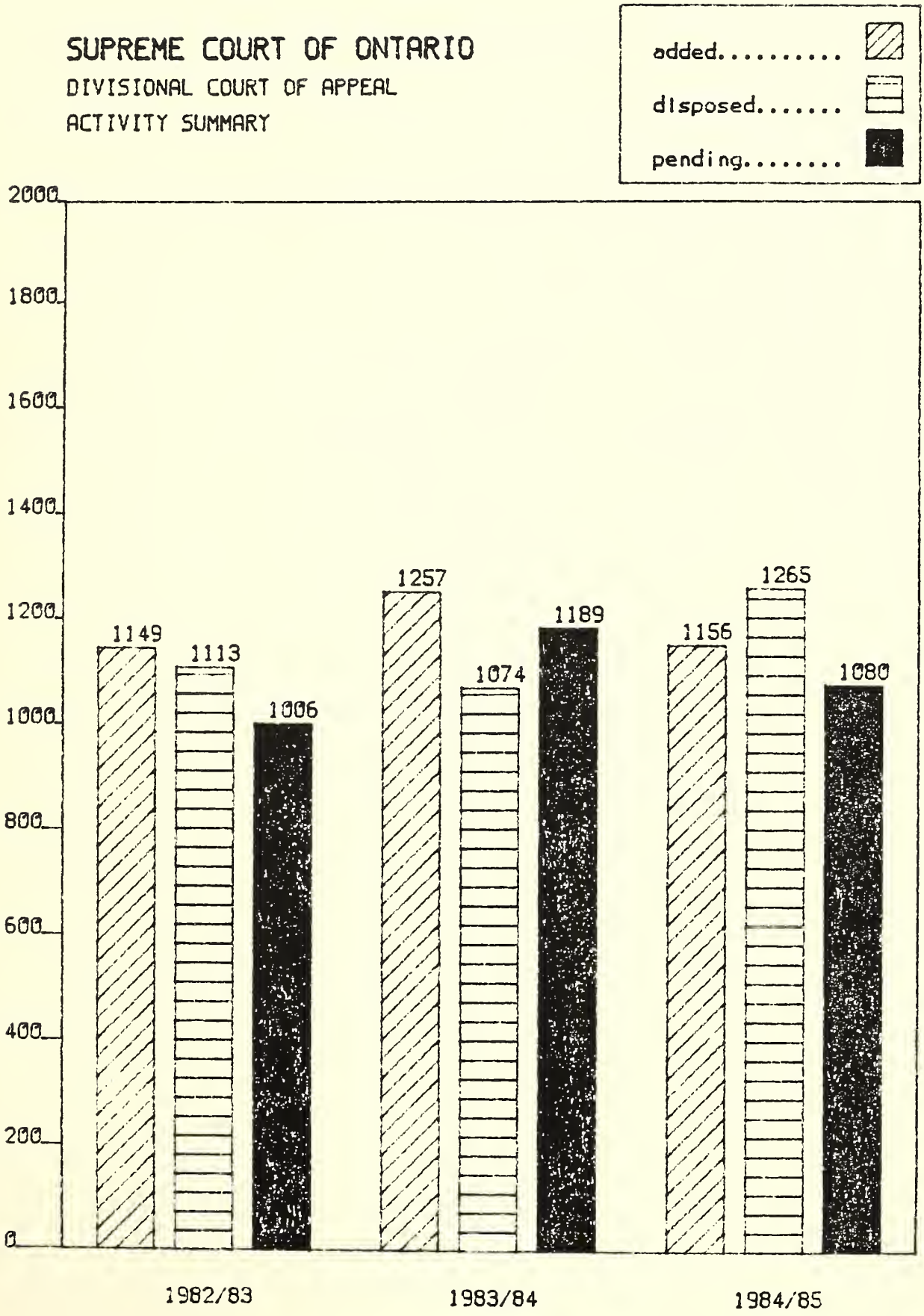
SUPREME COURT OF ONTARIO
DIVISIONAL COURT OF APPEAL
ACTIVITY SUMMARY
added.....
disposed.....
pending.....
2000
1800
1600
1400
1200
1000
800
600
400
200
0
1149
1113
1006
1257
1074
1189
1156
1265
1080
1982/83
1983/84
1984/85

SUPREME COURT OF ONTARIO
IN BANKRUPTCY

BANKRUPTCY ESTATES COMMENCED

1982/83	1983/84	1984/85
13491	11335	6796

APPLICATIONS FILED

1982/83	1983/84	1984/85
27442	27143	15524

JUDGMENTS AND ORDERS ISSUED

1982/83	1983/84	1984/85
19399	12783	10764

Note: Excludes bankruptcy data for the areas handled by the London and Ottawa offices.

2485A/205A/4

SUPREME COURT OF ONTARIO

IN BANKRUPTCY

BANKRUPTCY ESTATES COMMENCED,

APPLICATIONS FILED

JUDGMENTS AND ORDERS ISSUED

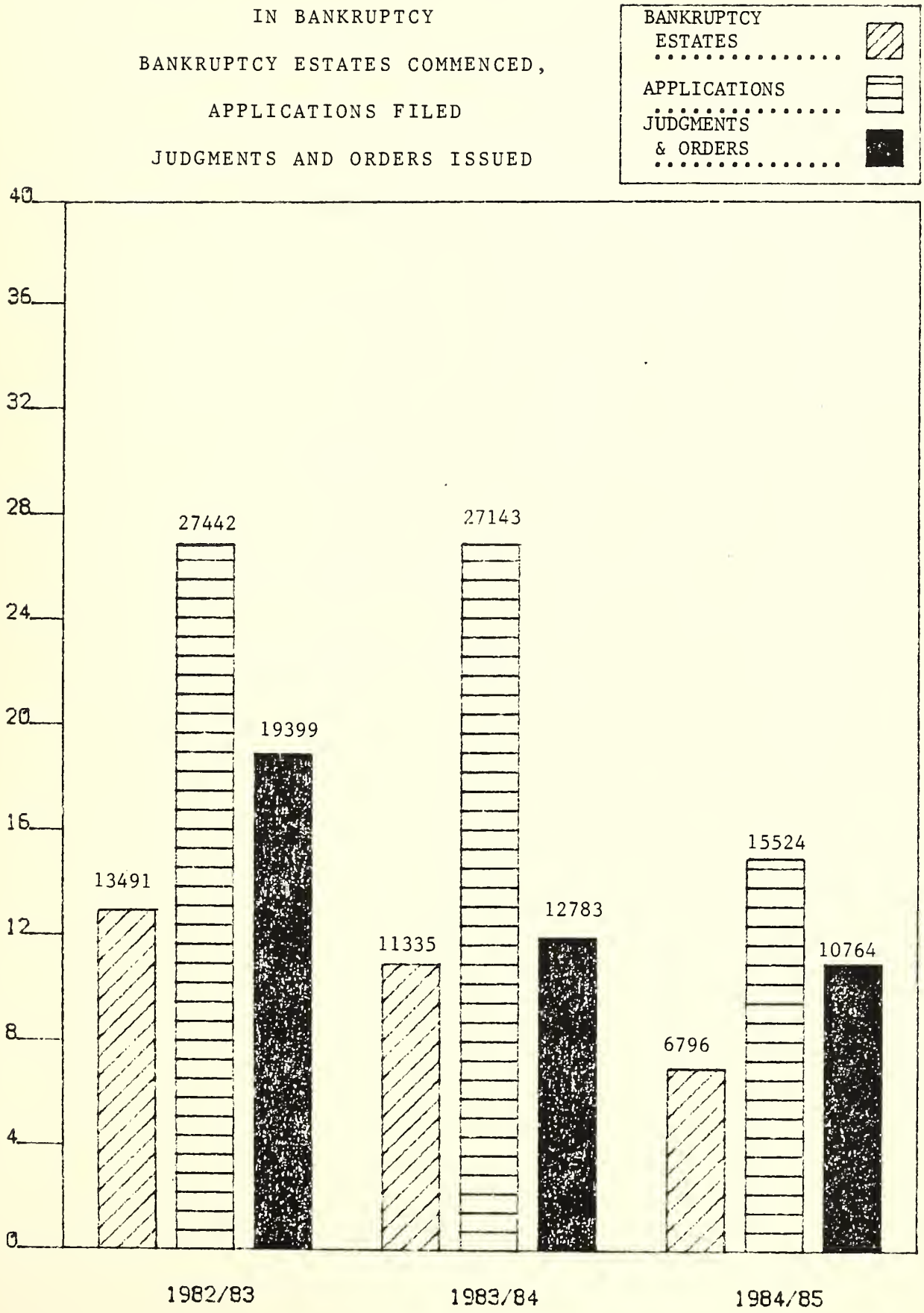

PART 1

SUPREME COURT OF ONTARIO

B. HIGH COURT OF JUSTICE

TABLE I. 4
ACTIVITY SUMMARY OF THE
SUPREME COURT OF ONTARIO
THE COUNTY/DISTRICT COURT AND
THE SURROGATE COURT(1)

Judicial District County, or District	1982/83	1983/84	1984/85
TOTAL ONTARIO	519982	479882	447955
YORK - S.C.O.	78477	65628	61322
- County (2)	104770	100242	93773
- Surrogate	8111	7381	7729
REMAINDER OF ONTARIO	328624	306631	285131
Algoma	9240	8456	7462
Brant *	5824	4955	4500
Bruce	1893	1821	1864
Cochrane	3565	3253	3294
Dufferin *	1746	1513	1362
Durham	15818	13708	14034
Elgin *	3437	3074	2855
Essex	20327	18123	16898
Frontenac	7409	6763	5817
Grey	3140	2812	2415
Haldimand *	1114	1085	1002
Halton	10249	9890	9627
Hamilton-Wentworth	16211	15757	14930
Hastings *	5782	5277	5207
Huron *	2330	2035	1750
Kenora *	2062	1841	1862
Kent	5531	4743	3997
Lambton	7827	6609	6445
Lanark *	1768	1427	1398
Leeds & Grenville *	4010	4058	3741
Lennox & Addington *	1057	915	804
Manitoulin *	263	268	242
Middlesex	30520	27580	24465
Muskoka *	1945	1848	1582
Niagara North	9293	8450	7645
Niagara South	10615	10843	8711
Nipissing *	4808	5032	3866
Norfolk *	2605	2539	2311
Northumberland	2283	2056	2079
Ottawa-Carleton	25548	26167	26537
Oxford *	3024	2862	2572
Parry Sound	1356	1342	1343
Peel	24053	22672	20523
Perth	2036	1953	1786
Peterborough *	4980	4462	4459
Prescott & Russell *	1989	1886	1577
Prince Edward *	809	632	647
Rainy River *	775	725	718
Renfrew *	2812	2819	2719
Simcoe	12058	11575	11415
Stormont, Dundas & Glengarry *	3384	3191	3193
Sudbury	10779	9546	8366
Thunder Bay	8592	8072	6683
Timiskaming *	1529	1592	1498
Victoria & Haliburton *	1942	1804	1671
Waterloo	17579	15821	15092
Wellington *	6035	5614	5312
York Region	6672	7165	6855

NOTES: * These offices also perform the duties of the Sheriff's Office.
(1) Includes: Actions Commenced, Judgments and Orders Issued.
Dispositions: Jury, Non-Jury, HC & MCA Divorce and Construction Lien Act.
Appointments Made: Landlord & Tenant Act, Taxations and Examinations.
Summary Conviction Appeals Filed and Surrogate Court Applications.
(2) CLA and Examinations data for York are not reported.

Source: Supreme, County and Surrogate Courts (Monthly Statistical Report) submitted through the Local Registrar's Office

2485A/205A/5

TABLE I.5
SUPREME COURT OF ONTARIO
HIGH COURT OF JUSTICE - CRIMINAL MATTERS
DISPOSITION OF CASES

Judicial District County, or District	1982/83	1983/84	1984/85
TOTAL ONTARIO	304	262	258
York	77	49	61
REMAINDER OF ONTARIO	227	213	197
Algoma	10	12	1
Brant	2	4	4
Bruce	-	1	3
Cochrane	2	1	2
Dufferin	1	-	1
Durham	9	9	7
Elgin	3	-	-
Essex	20	10	8
Frontenac	6	4	5
Grey	3	-	-
Haldimand	1	-	2
Halton	9	1	-
Hamilton-Wentworth	21	21	15
Hastings	1	2	1
Huron	-	-	1
Kenora	10	4	1
Kent	2	1	1
Lambton	3	2	-
Lanark	-	3	-
Leeds & Grenville	1	2	1
Lennox & Addington	4	3	6
Manitoulin (1)	#	#	#
Middlesex	11	19	36 (3)
Muskoka	1	3	-
Niagara North	7	-	8
Niagara South	5	12	2
Nipissing	6	1	3
Norfolk	-	-	-
Northumberland	2	4	2
Ottawa-Carleton	18	29	15
Oxford	-	1	-
Parry Sound	-	-	3
Peel	8	20	11
Perth	2	-	1
Peterborough	3	-	-
Prescott & Russell	3	2	2
Prince Edward	-	-	-
Rainy River	-	-	1
Renfrew	1	6	7
Simcoe	10	6	14
Stormont, Dundas & Glengarry	1	1	1
Sudbury	8	2	7
Thunder Bay	15	10	10
Timiskaming	-	2	-
Victoria & Haliburton	6	4	2
Waterloo	4	6	5
Wellington	8	3	1
York Region	- (2)	2	7

NOTES: (1) Data included with Sudbury.
(2) Data not reported.
(3) 25 persons re-elected to District Court.

Source: Monthly Report on Committal for Trial submitted through the respective Crown Attorney's Office

2485A/205A/6

TABLE I.6
SUPREME COURT
ACTIONS COMMENCED

Judicial District County, or District	General Writs and Petitions								
				Divorce					
	Motor Vehicle and Other			HC*			MCA**		
	1982/83	1983/84	Apr.1-Dec.31 1984 (1)	1982/83	1983/84	Apr.1-Dec.31 1984 (1)	1982/83	1983/84	Apr.1-Dec.31 1984 (1)
TOTAL ONTARIO	14887	14158	9881	806	729	428	24011	22778	17413
York	7383	6835	4792	483	394	310	7608	7272	5453
REMAINDER OF ONTARIO	7504	7323	5089	323	335	118	16403	15506	11960
Algoma	138	91	78	2	1	-	399	422	363
Brant	96	112	64	-	-	-	341	331	246
Bruce	27	24	25	-	2	1	129	83	66
Cochrane	119	124	92	1	-	-	218	225	158
Dufferin	26	47	12	-	-	-	71	51	48
Durham	300	314	232	1	5	-	873	640	521
Elgin	43	29	24	-	-	-	199	207	135
Essex	723	702	462	115	76	49	925	1006	769
Frontenac	97	110	55	-	-	-	373	340	271
Grey	47	47	28	2	-	1	201	166	116
Haldimand	20	23	20	-	-	2	58	62	31
Halton	229	238	156	8	7	2	515	519	399
Hamilton-Wentworth (2)	703	806	593	-	-	-	-	-	22
Hastings	77	34	33	1	28	-	387	412	323
Huron	28	21	10	-	-	-	85	88	64
Kenora	24	43	24	-	-	-	126	107	76
Kent	67	79	50	-	-	-	292	276	202
Lambton	106	69	53	-	-	-	376	329	292
Lanark	21	22	16	-	-	-	122	107	71
Leeds & Grenville	50	45	29	-	1	-	240	246	190
Lennox & Addington	2	7	6	-	-	-	69	75	45
Manitoulin	-	2	2	-	-	-	10	12	10
Middlesex	591	639	488	-	-	-	981	913	720
Muskoka	19	30	21	-	2	-	113	114	77
Niagara North	334	257	175	1	1	2	562	526	333
Niagara South	240	250	157	-	1	1	609	553	368
Nipissing	66	56	41	-	-	-	232	212	156
Norfolk	29	32	30	-	-	-	156	162	105
Northumberland	39	43	28	-	-	-	181	132	114
Ottawa-Carleton	1114	1006	673	103	132	40	1769	1805	1585
Oxford	21	26	11	1	3	1	190	210	147
Parry Sound	33	13	19	-	3	-	38	46	48
Peel	373	358	213	25	14	8	1192	1050	834
Perth	36	37	21	-	-	-	111	113	80
Peterborough	92	81	63	-	3	1	327	291	208
Prescott & Russell	34	36	18	2	-	-	62	57	36
Prince Edward	5	2	4	-	-	-	53	48	42
Rainy River	9	20	8	-	-	-	38	46	36
Renfrew	36	28	29	-	-	-	201	223	185
Simcoe	193	242	135	44	34	5	636	617	464
Stormont, Dundas & Glengarry	45	42	30	-	9	-	215	150	148
Sudbury	256	248	155	2	4	1	410	432	319
Thunder Bay	191	203	147	-	-	-	396	427	233
Timiskaming	36	9	18	-	-	-	63	69	59
Victoria & Haliburton	39	34	22	-	-	-	105	64	27
Waterloo	475	428	323	5	2	2	1028	927	724
Wellington	109	104	75	-	-	1	297	295	225
York Region	146	110	121	10	7	1	429	320	269

NOTES: * High Court.
** Matrimonial Causes Actions.
(1) Due to the proclamation of the COURTS OF JUSTICE ACT, 1984 on January 1, 1985, the data collected under 'Actions Commenced' required revisions. The 1984/85 data were divided into two time periods. The information for Apr. to Dec./84 is represented on this page. The information for Jan. to Mar./85 is found on Table I.6(a).
(2) Divorce matters in Hamilton-Wentworth are handled by the Unified Family Court. Data is available upon request.

Source: Supreme, County and Surrogate Courts (Monthly Statistical Report) submitted through the Local Registrar's Office

2485A/205A/7

TABLE I.6
SUPREME COURT
ACTIONS COMMENCED

Judicial District County, or District	Specially Endorsed Writs(1)			Construction Lien Actions			Total(2)			Motions(3)		
			Apr.1-Dec.31			Apr.1-Dec.31			Apr.1-Dec.31			Apr.1-Dec.31
	82/83	83/84	1984 (4)	82/83	83/84	1984 (4)	82/83	83/84	1984 (4)	82/83	83/84	1984 (4)
TOTAL ONTARIO	14004	9093	4684	3521	2513	1943	57229	49271	34349	1619	1599	1260
York	6476	4419	2322	924	675	44	22874	19595	12921	507	472	420
REMAINDER OF ONTARIO	7528	4674	2362	2597	1838	1899	34355	29676	21428	1112	1127	840
Algoma	110	115	40	169	41	25	818	670	506	-	-	-
Brant	91	51	30	22	21	17	550	515	357	-	-	-
Bruce	70	23	16	6	16	7	232	148	115	-	-	-
Cochrane	46	31	22	31	22	17	415	402	289	-	-	-
Dufferin	36	19	13	7	9	4	140	126	77	-	-	-
Durham	283	168	86	154	91	86	1611	1218	925	-	-	-
Elgin	78	21	13	8	14	16	328	271	188	-	-	-
Essex	789	404	170	102	64	60	2654	2252	1510	-	-	-
Frontenac	151	60	25	65	27	42	686	537	393	-	-	-
Grey	67	44	12	22	23	15	339	280	172	-	-	-
Haldimand	12	9	5	6	3	4	96	97	62	-	-	-
Halton	158	111	43	91	78	47	1001	953	647	-	-	-
Hamilton-Wentworth	612	475	261	75	89	50	1390	1370	926	-	-	-
Hastings	30	20	24	16	29	18	511	523	398	-	-	-
Huron	34	19	19	8	9	6	155	137	99	-	-	-
Kenora	11	9	6	13	11	21	174	170	127	-	-	-
Kent	209	68	26	15	22	12	583	445	290	-	-	-
Lambton	110	60	47	91	36	45	683	494	437	-	-	-
Lanark	29	11	10	7	9	2	179	149	99	-	-	-
Leeds & Grenville	37	20	6	15	8	18	342	320	243	-	-	-
Lennox & Addington	5	3	6	22	1	11	98	86	68	-	-	-
Manitoulin	8	2	3	1	2	8	19	18	23	-	-	-
Middlesex	895	591	240	143	63	2	2610	2206	1450	397	409	372
Muskoka	27	30	9	34	28	90	193	204	197	-	-	-
Niagara North	203	114	62	63	59	40	1163	957	612	-	-	-
Niagara South	205	142	55	78	70	87	1132	1016	668	-	-	-
Nipissing	95	64	27	32	11	17	425	343	241	-	-	-
Norfolk	34	14	16	14	5	6	233	213	157	-	-	-
Northumberland	34	37	16	14	12	9	268	224	167	-	-	-
Ottawa-Carleton	591	313	247	216	226	468	3793	3482	3013	715	718	468
Oxford	74	45	21	23	9	2	309	293	182	-	-	-
Parry Sound	21	14	9	7	12	2	99	88	78	-	-	-
Peel	540	471	258	295	147	140	2425	2040	1453	-	-	-
Perth	54	37	12	16	10	11	217	197	124	-	-	-
Peterborough	104	48	36	19	28	33	542	451	341	-	-	-
Prescott & Russell	33	23	5	7	5	16	138	121	75	-	-	-
Prince Edward	7	4	1	2	3	2	67	57	49	-	-	-
Rainy River	22	12	12	8	37	7	77	115	63	-	-	-
Renfrew	27	9	7	13	17	31	277	277	252	-	-	-
Simcoe	256	132	73	90	101	63	1219	1126	740	-	-	-
Stormont, Dundas & Glengarry	41	19	9	21	9	-	322	229	187	-	-	-
Sudbury	266	189	79	50	30	26	984	903	580	-	-	-
Thunder Bay	180	98	45	24	16	47	199	744	472	-	-	-
Timiskaming	8	7	5	13	12	6	780	97	88	-	-	-
Victoria & Haliburton	31	23	9	21	19	16	128	140	74	-	-	-
Waterloo	587	346	161	106	63	43	2201	1766	1253	-	-	-
Wellington	106	63	14	29	22	47	541	484	362	-	-	-
York Region	111	86	51	313	199	157	1009	722	599	-	-	-

NOTES:
(1) Includes Mortgage and Other Actions.
(2) Includes General Writs and Petitions, Specially Endorsed Writs and Construction Lien Actions.
(3) All offices, excluding York, Ottawa, and Middlesex, are reporting all motions filed in the Supreme Court under the motions category on the County Court statistical return.
(4) Due to the proclamation of the COURTS OF JUSTICE ACT, 1984 on January 1, 1985, the data collected under 'Actions Commenced' required revisions. The 1984/85 data were divided into two time periods. The information for Apr. to Dec./84 is represented on this page. The information for Jan. to Mar./85 is found on Table I.6(a).

Source: Supreme, County and Surrogate Courts (Monthly Statistical Report) submitted through the Local Registrar's Office

2485A/205A/8

TABLE I.6(a)
SUPREME COURT
PROCEEDINGS COMMENCED AND MOTIONS FILED (1)
JANUARY 1, 1985 - MARCH 31, 1985

Judicial District County, or District	Divorce Petition HC	Divorce Petition LJ	Statement of Claim MV	Statement of Claim Mortgage	Statement of Claim Other	Statement of Claim Construction Lien Act	Applications	Total	Motions Filed (2)
TOTAL ONTARIO	125	4905	572	311	2084	856	950	9803	1388
York	84	1368	146	49	1162	157	172	3138	241
REMAINDER OF ONTARIO	41	3537	426	262	922	699	778	6665	1147
Algoma	-	108	14	12	15	11	30	190	1
Brant	-	73	1	3	10	6	4	97	-
Bruce	-	18	2	8	4	4	5	41	18
Cochrane	-	46	6	3	17	13	10	95	-
Dufferin	-	15	5	-	2	6	3	31	1
Durham	2	191	39	16	32	29	37	346	27
Elgin	-	39	2	-	-	4	4	49	-
Essex	11	227	22	14	88	13	48	423	9
Frontenac	-	93	4	2	12	24	9	144	62
Grey	-	38	1	5	9	2	1	56	23
Haldimand	-	12	-	1	3	2	3	21	1
Halton	5	105	15	6	16	16	21	184	199
Hamilton-Wentworth	-	-	71	4	110	44	13	242	2
Hastings	-	82	7	3	8	6	25	131	-
Huron	-	21	-	2	2	1	4	30	1
Kenora	-	35	1	-	5	3	-	44	5
Kent	-	60	2	4	13	2	18	99	4
Lambton	-	68	8	5	8	59	5	153	-
Lanark	-	25	1	-	4	-	3	33	-
Leeds & Grenville	-	53	3	2	8	3	14	83	12
Lennox & Addington	-	11	-	1	-	2	3	17	-
Manitoulin	-	-	-	-	-	1	2	3	4
Middlesex	-	230	39	28	112	46	17	472	67
Muskoka	-	19	-	2	3	3	1	28	9
Niagara North	-	88	6	9	18	13	32	166	-
Niagara South	1	82	22	5	16	32	27	185	2
Nipissing	-	36	3	5	6	2	-	52	6
Norfolk	-	25	1	-	3	-	10	39	13
Northumberland	-	38	3	3	7	3	6	60	-
Ottawa-Carleton	15	427	44	9	130	89	233	947	226
Oxford	-	47	-	1	8	2	2	60	8
Parry Sound	-	23	-	3	1	2	4	33	1
Peel	3	256	15	30	37	64	20	425	19
Perth	-	31	2	7	3	9	2	54	-
Peterborough	-	74	3	2	15	14	15	123	1
Prescott & Russell	-	8	1	1	-	2	1	13	1
Prince Edward	-	8	-	-	-	-	-	8	-
Rainy River	-	11	1	-	2	4	1	19	18
Renfrew	-	33	5	-	9	7	8	62	-
Simcoe	2	145	10	13	28	46	34	278	314
Stormont, Dundas & Glengary	-	57	1	1	5	7	7	78	-
Sudbury	1	108	15	20	21	8	18	191	47
Thunder Bay	-	80	9	7	33	21	33	183	31
Timiskaming	-	13	3	1	3	3	1	24	-
Victoria & Haliburton	-	7	-	2	3	8	4	24	-
Waterloo	-	216	19	11	51	15	17	329	15
Wellington	-	70	10	4	10	14	6	114	-
York Region	1	85	10	7	32	34	17	186	-

NOTES: HC High Court Justice.
LJ Local Judge of the High Court.
(1) Due to the proclamation of the COURTS OF JUSTICE ACT, 1984 on January 1, 1985, the data collected under 'Actions Commenced' required revisions. The 1984/85 data were divided into two time periods. The information for Apr. to Dec./84 is represented on Table I.6. The information for Jan. to Mar./85 is found on this page.
(2) Motions filed to be heard by Supreme Court Justices.

Source: Supreme, County and Surrogate Courts (Monthly Statistical Report) submitted through the Local Registrar's Office

2485A/205A/9

TABLE I.7
SUPREME COURT
JUDGMENTS AND ORDERS ISSUED (1)

Judicial District County, or District	Judgments: Trials 1982/83	Trials 1983/84	Trials 1984/85	Default(2) 1982/83	Default(2) 1983/84	Default(2) 1984/85	Other 1982/83	Other 1983/84	Other 1984/85
TOTAL ONTARIO	27387	26959	24468	9456	6347	3867	18600	17948	18912
York	7990	7786	7084	3998	3257	1973	7458	7173	8563
REMAINDER OF ONTARIO	19397	19173	17384	5458	3090	1894	11142	10775	10349
Algoma	372	444	366	68	80	37	357	385	385
Brant	336	332	288	59	42	28	292	309	294
Bruce	109	109	97	49	13	15	93	99	71
Cochrane	212	216	176	20	16	20	249	197	198
Dufferin	85	61	51	16	16	5	63	56	37
Durham	790	788	717	156	114	85	689	692	642
Elgin	242	198	124	40	13	5	145	187	244
Essex	1655	1917	1866	686	318	135	433	139	42
Frontenac	397	354	326	98	93	29	356	350	304
Grey	200	211	169	25	23	41	208	139	135
Haldimand	118	112	82	9	6	2	4	2	4
Halton	521	520	505	99	63	40	462	418	415
Hamilton-Wentworth	57	57	66	416	278	216	80	68	109
Hastings	373	384	398	21	16	15	380	341	379
Huron	174	117	89	30	11	14	1	40	55
Kenora	251	170	164	3	3	22	-	-	51
Kent	378	328	263	176	58	31	331	292	222
Lambton	401	347	376	71	36	35	323	293	289
Lanark	234	178	175	20	5	10	-	5	-
Leeds & Grenville	214	256	234	15	12	4	218	188	228
Lennox & Addington	121	139	114	9	3	13	-	-	3
Manitoulin	5	13	9	8	-	2	8	10	10
Middlesex	1106	1072	1121	541	335	192	908	918	885
Muskoka	198	195	101	15	19	15	1	31	117
Niagara North	480	469	527	198	88	53	467	439	430
Niagara South	582	488	429	164	96	42	502	530	437
Nipissing	235	240	183	76	48	30	199	215	165
Norfolk	191	151	125	20	17	11	82	141	107
Northumberland	162	131	138	21	10	9	164	141	126
Ottawa-Carleton	1611	1748	1422	434	167	111	1502	1617	1325
Oxford	191	209	188	59	42	25	159	166	173
Parry Sound	43	45	59	13	4	9	29	28	32
Peel	1866	1944	1511	467	336	193	70	19	54
Perth	251	211	205	36	28	12	1	-	-
Peterborough	17	9	20	75	39	24	323	300	294
Prescott & Russell	139	78	95	18	12	1	1	20	30
Prince Edward	47	49	57	5	1	3	46	46	47
Rainy River	3	-	2	9	6	6	1	6	2
Renfrew	392	370	366	16	4	3	5	11	9
Simcoe	733	623	626	182	69	60	701	603	602
Stormont, Dundas & Glengarry	216	196	162	30	14	9	209	207	146
Sudbury	917	886	792	190	119	70	-	3	6
Thunder Bay	326	392	366	141	81	34	423	394	315
Timiskaming	118	116	116	-	6	6	9	3	34
Victoria & Haliburton	110	113	97	21	20	17	81	112	86
Waterloo	1625	1580	1415	492	222	97	64	60	269
Wellington	295	293	293	73	41	15	288	280	270
York Region	298	314	313	68	47	43	215	275	249

NOTES: (1) Includes Divorce and Construction Lien Act Actions.

(2) Includes Mortgage and Other Actions.

Source: Supreme, County and Surrogate Courts (Monthly Statistical Report) submitted through the Local Registrar's Office

2485A/205A/10

TABLE I.7
SUPREME COURT
JUDGMENTS AND ORDERS ISSUED (1)

Judicial District County, or District	Orders(2) 1982/83	Orders(2) 1983/84	Orders(2) 1984/85	Total(3) 1982/83	Total(3) 1983/84	Total(3) 1984/85
TOTAL ONTARIO	62184	58675	49760	117627	109929	97007
York	33456	31865	25057	52902	50081	42677
REMAINDER OF ONTARIO	28728	26810	24703	64725	59848	54330
Algoma	1112	988	931	1909	1897	1719
Brant	309	340	297	996	1023	907
Bruce	80	112	158	331	333	341
Cochrane	305	280	312	786	709	706
Dufferin	170	124	97	334	257	190
Durham	1072	960	1063	2707	2554	2507
Elgin	269	253	219	696	651	592
Essex	2617	2398	2051	5391	4772	4094
Frontenac	449	335	342	1300	1132	1001
Grey	272	254	123	705	627	468
Haldimand	77	74	68	208	194	156
Halton	854	780	754	1936	1781	1714
Hamilton-Wentworth	1032	1107	1163	1585	1510	1554
Hastings	471	415	394	1245	1156	1186
Huron	196	153	123	401	321	261
Kenora	120	90	91	374	263	328
Kent	507	391	296	1392	1069	812
Lambton	631	545	536	1426	1221	1236
Lanark	135	79	76	389	267	261
Leeds & Grenville	262	254	215	709	710	681
Lennox & Addington	80	29	34	210	171	164
Manitoulin	24	15	26	45	38	47
Middlesex	3046	2653	2506	5601	4978	4704
Muskoka	156	147	143	370	392	376
Niagara North	814	837	732	1959	1833	1742
Niagara South	944	888	752	2192	2002	1660
Nipissing	322	288	260	832	791	656
Norfolk	176	161	186	469	470	429
Northumberland	195	131	159	542	413	432
Ottawa-Carleton	3217	3285	3442	6764	6817	6300
Oxford	224	208	160	633	625	546
Parry Sound	85	90	97	170	167	197
Peel	1866	1669	1341	4269	3968	3099
Perth	79	97	85	367	336	302
Peterborough	305	278	265	720	626	603
Prescott & Russell	105	72	71	263	182	197
Prince Edward	62	49	20	160	145	127
Rainy River	56	59	65	69	71	75
Renfrew	196	237	191	609	622	569
Simcoe	1082	956	948	2698	2251	2236
Stormont, Dundas & Glengarry	157	178	141	612	595	460
Sudbury	1224	1138	999	2331	2146	1867
Thunder Bay	654	573	481	1544	1440	1196
Timiskaming	55	65	51	182	190	207
Victoria & Haliburton	165	169	142	377	414	342
Waterloo	1600	1771	1295	3781	3633	3076
Wellington	267	261	263	923	875	841
York Region	632	574	539	1213	1210	1144

NOTES: (1) Includes Divorce and Construction Lien Act Actions.
(2) Includes Praecipe and Other Actions.
(3) Includes Judgments and Orders.

Source: Supreme, County and Surrogate Courts (Monthly Statistical Report) submitted through the Local Registrar's Office

2485A/205A/11

TABLE I.8
SUPREME COURT
PROVINCIAL SUMMARY REPORT
JURY AND NON-JURY ACTIONS

			Cases Added To Lists			Cases Disposed From Lists						Pending As of March 31		
						Trials			Total(1)					
			1982/83	1983/84	1984/85	1982/83	1983/84	1984/85	1982/83	1983/84	1984/85	1983	1984	1985
Total Jury Actions		Total Ontario	1430	1332	1358	138	122	108	1127	1214	1236	1037	1155	1277
		York	658	642	673	39	42	42	428	575	538	731	798	933
		Remainder of Ont.	772	690	685	99	80	66	699	639	698	306	357	344
Non-Jury Actions	MV* & Other	Total Ontario	4064	4109	3442	938	849	780	3358	4001	3436	3106	3215 (r)	3221
		York	1697	1773	1387	339	318	302	1250	1533	1277	1493	1733	1843
		Remainder of Ont.	2367	2336	2055	599	531	478	2108	2468	2159	1613	1482 (r)	1378
	HC** Divorce	Total Ontario	800	698	554	613	457	328	867	770	552	453	381	383
		York	504	460	380	310	256	197	516	521	351	367	306	335
		Remainder of Ont.	296	238	174	303	201	131	351	249	201	86	75	48
Total Non-Jury Actions		Total Ontario	4864	4807	3996	1551	1306	1108	4225	4771	3988	3559	3596 (r)	3604
		York	2201	2233	1767	649	574	499	1766	2054	1628	1860	2039	2178
		Remainder of Ont.	2663	2574	2229	902	732	609	2459	2717	2360	1699	1557 (r)	1426
Total Of All Actions		Total Ontario	6294	6139	5354	1689	1428	1216	5352	5985	5224	4596	4751 (r)	4881
		York	2859	2875	2440	688	616	541	2194	2629	2166	2591	2837	3111
		Remainder of Ont.	3435	3264	2914	1001	812	675	3158	3356	3058	2005	1914 (r)	1770

NOTES:
* Motor Vehicle Accident Actions.
** High Court.
(1) Includes cases disposed in the followng manners: Trials, Settled before/during Trial, and Struck off the List.
(2) Revisions of pending figure by one or more court offices during fiscal year.

Source: Supreme, County and Surrogate Courts (Monthly Statistical Report) submitted through the Local Registrar's Office

2485A/205A/12

TABLE I.9
SUPREME COURT
CIVIL JURY ACTIONS(1)
ACTIVITY SUMMARY

udicial District ounty, or District	Cases Added To Lists			Cases Disposed From Lists: Trials			Cases Disposed From Lists: Total(2)			Pending As of March 31		
	1982/83	1983/84	1984/85	1982/83	1983/84	1984/85	1982/83	1983/84	1984/85	1983	1984	1985
TOTAL ONTARIO	1430	1332	1358	138	122	108	1127	1214	1236	1037	1155	1277
ork	658	642	673	39	42	42	428	575	538	731	798	933
REMAINDER OF ONTARIO	772	690	685	99	80	66	699	639	698	306	357	344
lgoma	11	15	9	-	5	1	5	13	18	9	11	2
rant	3	9	6	-	4	-	2	8	6	1	2	2
Bruce	3	1	4	1	1	-	4	3	2	2	-	2
ochrane	19	33	25	2	3	4	11	18	34	13	28	19
Dufferin	2	8	5	2	-	-	3	4	6	-	4	3
Durham	52	35	45	5	6	4	39	39	41	19	15	19
lgin	5	1	11	2	-	1	8	-	10	-	1	2
ssex	54	30	33	4	4	4	58	32	29	21	19	23
Frontenac	13	4	7	6	1	2	12	6	3	2	-	4
rey	2	2	3	-	-	-	1	2	3	1	1	1
aldimand	1	1	5	1	-	-	1	1	2	-	-	3
Halton	31	23	23	1	-	4	35	23	25	7	7	5
Hamilton-Wentworth	83	79	101	8	1	8	56	61	118	41	59	42
Hastings	7	5	9	3	1	-	10	6	7	2	1	3
ron	-	2	3	-	-	-	-	1	2	-	1	2
enora	2	4	7	-	-	-	1	3	2	1	2	7
Kent	9	6	8	-	2	1	9	6	6	2	2	4
mpton	22	17	13	1	1	4	14	23	12	12	6	7
nark	-	1	2	-	-	-	-	1	1	-	-	1
eds & Grenville	5	7	1	1	2	1	5	5	4	1	3	-
Lennox & Addington	-	1	1	-	-	-	-	-	1	-	1	1
Manitoulin	-	1	2	-	-	-	1	1	1	-	-	1
ddlesex	84	80	63	12	5	3	74	74	63	32	38	38
skoka	5	5	3	-	-	2	1	2	10	4	7	-
Niagara North	51	37	37	3	3	1	45	38	39	15	14	12
Niagara South	18	31	21	4	3	4	21	40	23	16	7	5
pissing	6	8	6	3	1	1	5	7	2	1	2	6
rfolk	5	5	1	-	3	-	5	6	1	2	1	1
rthumberland	6	3	3	1	-	-	4	5	4	3	1	-
Ottawa-Carleton	32	40	33	16	9	3	28	42	30	15	13	16
Oxford	8	-	3	1	1	-	5	3	1	3	-	2
rry Sound	3	10	12	1	-	1	5	4	7	2	8	13
el	55	31	34	4	3	1	62	24	45	15	22	11
Perth	-	2	4	-	-	-	-	2	3	-	-	1
Peterborough	13	8	6	6	2	1	15	5	9	3	6	3
escott & Russell	6	1	-	-	-	-	5	2	-	1	-	-
ince Edward	1	2	-	-	1	-	-	3	-	1	-	-
ainy River	1	-	1	-	-	1	1	-	1	-	-	-
Renfrew	2	4	-	1	-	-	3	2	2	-	2	-
mcoe	30	22	28	1	3	3	22	24	24	21	19	23
ormont, Dundas & Glengarry	4	3	2	-	-	-	2	3	3	2	2	1
dbury	34	29	27	2	3	3	47	20	29	6	15	13
Thunder Bay	23	19	12	-	5	2	24	15	22	6	10	-
miskaming	9	10	12	-	-	-	9	5	5	1	6	13
ctoria & Haliburton	6	2	3	2	-	1	5	2	4	3	3	2
Waterloo	32	31	26	4	3	5	27	37	19	11	5	12
Wellington	7	14	12	-	4	-	2	14	13	5	5	4
rk Region	7	8	13	1	-	-	7	4	6	4	8	15

NOTES: (1) Motor Vehicle Accident Actions and Other Actions.
(2) Includes cases disposed in the following manners: Trials, Settled before/during Trial and Struck off the List.
(3) Revision of pending figure by court office during fiscal year.

Source: Supreme, County and Surrogate Courts (Monthly Statistical Report) submitted through the Local Registrar's Office

2485A/205A/13

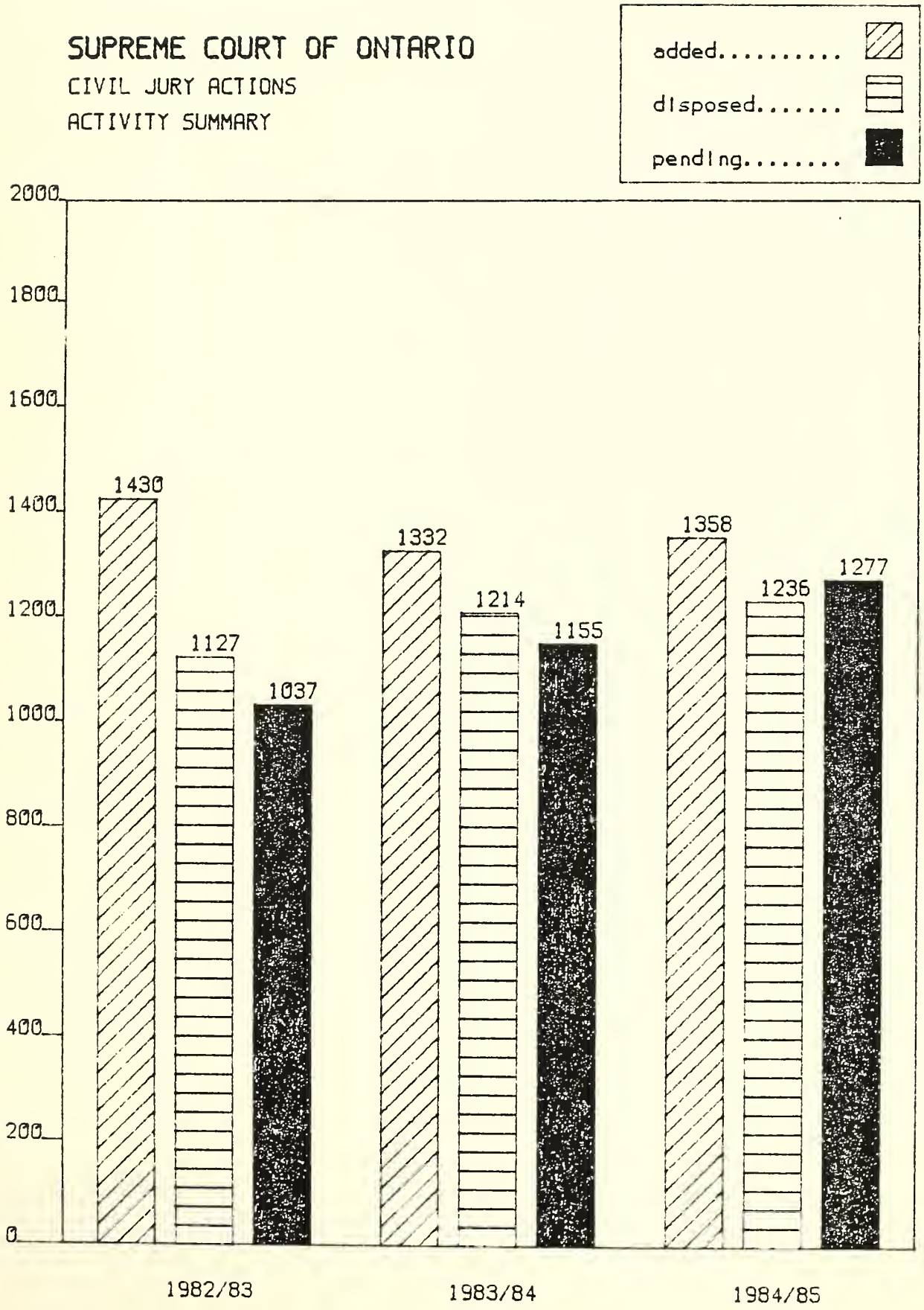
SUPREME COURT OF ONTARIO
CIVIL JURY ACTIONS
ACTIVITY SUMMARY
added.....
disposed.....
pending.....
2000
1800
1600
1400
1200
1000
800
600
400
200
0
1430
1127
1037
1332
1214
1155
1358
1236
1277
1982/83
1983/84
1984/85

TABLE I.10
SUPREME COURT
CIVIL NON-JURY ACTIONS(1)
ACTIVITY SUMMARY

Judicial District County, or District	Cases Added To Lists			Cases Disposed From Lists: Trials			Cases Disposed From Lists: Total(2)			Pending As of March 31		
	1982/83	1983/84	1984/85	1982/83	1983/84	1984/85	1982/83	1983/84	1984/85	1983	1984	1985
TOTAL ONTARIO	4064	4109	3442	938	849	780	3358	4001	3436	3106	3215 (r)	3221
York	1697	1773	1387	339	318	302	1250	1533	1277	1493	1733	1843
REMAINDER OF ONTARIO	2367	2336	2055	599	531	478	2108	2468	2159	1613	1482 (r)	1378
Algoma	48	65	40	8	8	10	36	45	42	41	61	59
Brant	16	30	21	13	13	3	19	21	27	4	13	7
Bruce	6	8	9	2	1	-	7	10	5	5	3	7
Cochrane	46	37	35	15	11	5	48	40	36	23	20	19
Dufferin	13	10	2	6	5	4	10	14	5	10	6	3
Durham	66	87	68	14	9	18	58	69	74	34	52	46
Elgin	18	17	12	6	9	3	12	17	15	8	8	5
Essex	218	230	188	64	60	27	245	298	152	199	131	167
Frontenac	35	45	27	8	6	10	34	42	25	11	14	16
Grey	18	7	13	-	7	3	22	13	12	7	1	2
Haldimand	1	5	6	1	2	1	1	6	4	1	-	2
Halton	70	56	63	22	15	20	74	58	55	8	6	14
Hamilton-Wentworth	180	170	171	36	40	16	168	158	177	115	127	121
Hastings	23	28	29	5	7	5	23	25	30	11	14	13
Huron	3	10	-	-	2	2	-	7	6	3	6	-
Kenora	5	2	7	1	1	2	7	3	5	3	2	4
Kent	35	34	20	13	4	6	34	27	22	6	13	11
Lambton	56	52	36	15	8	3	42	35	47	37	54	43
Lanark	7	9	6	1	3	2	3	15	5	7	1	2
Leeds & Grenville	24	20	20	6	5	6	21	12	32	10	18	6
Lennox & Addington	3	1	2	-	-	1	4	1	1	1	1	2
Manitoulin	4	-	2	-	-	2	5	1	2	1	-	-
Middlesex	196	194	166	39	32	42	124	313	175	234	115	106
Muskoka	10	13	5	1	1	2	5	10	15	7	11 (3)	1
Niagara North	89	62	69	18	12	16	86	81	65	35	16	20
Niagara South	90	54	58	14	26	33	66	89	77	64	29	10
Nipissing	21	24	30	11	10	3	22	23	24	8	9	15
Norfolk	8	17	12	2	3	3	10	12	16	3	8	4
Northumberland	9	29	11	4	3	3	13	25	13	1	5	3
Ottawa-Carleton	302	256	269	91	78	95	240	239	378	274	291	182
Oxford	15	12	12	3	4	2	9	23	6	14	3	9
Parry Sound	7	10	11	3	2	1	6	8	5	4	6	12
Peel	129	108	117	27	14	25	98	84	109	93	117	125
Perth	15	19	13	2	4	4	8	19	21	12	12	4
Peterborough	43	48	28	12	9	9	44	48	40	17	17	5
Prescott & Russell	16	9	13	3	4	4	11	13	8	10	6	11
Prince Edward	2	3	2	-	1	1	3	2	3	1	2	1
Rainy River	2	7	3	2	1	2	5	4	7	1	4	-
Renfrew	17	24	10	7	4	-	14	25	8	9	8	10
Simcoe	66	44	43	21	15	11	84	40	54	57	61	50
Stormont, Dundas & Glengarry	15	14	14	1	7	3	16	12	15	5	7	6
Sudbury	73	104	65	30	20	14	83	103	62	19	20	23
Thunder Bay	58	59	62	7	5	9	60	65	68	25	19	13
Timiskaming	10	12	12	10	2	4	11	10	15	4	6	3
Victoria & Haliburton	11	15	12	1	2	2	10	13	11	8	10	11
Waterloo	181	200	167	38	37	25	145	196	133	111	115	149
Wellington	40	43	29	7	14	10	34	58	31	26	11	9
York Region	47	33	45	9	5	6	28	36	21	26	23	47

NOTES: (1) Motor Vehicle Accident Actions and Other Actions except H.C. Divorce.
(2) Includes cases disposed in the following manners: Trials, Settled before/during Trial and Struck off the List.
(3) Pending revised by court office.

Source: Supreme, County and Surrogate Courts (Monthly Statistical Report) submitted through the Local Registrar's Office

2485A/205A/14

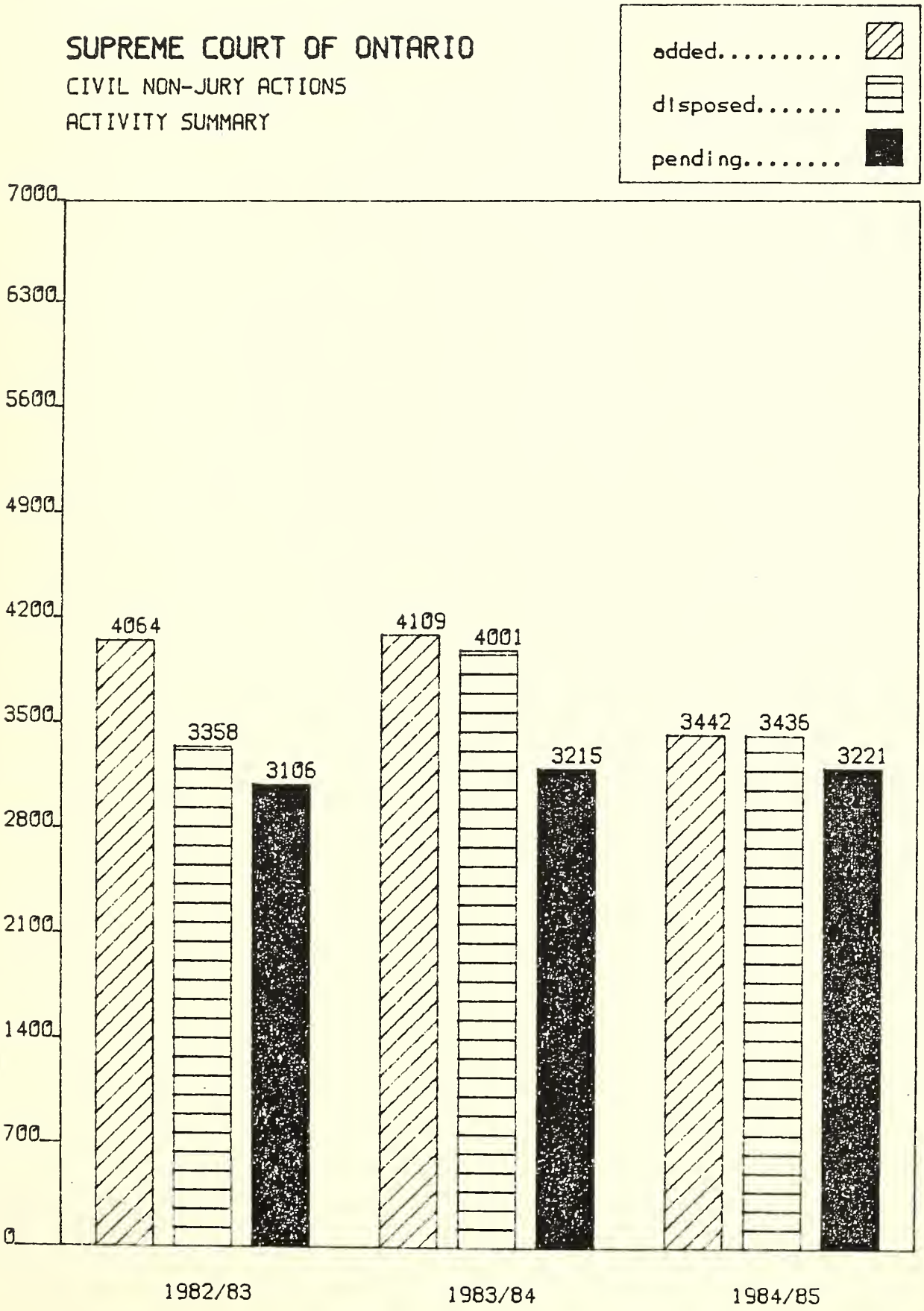
SUPREME COURT OF ONTARIO
CIVIL NON-JURY ACTIONS
ACTIVITY SUMMARY
added.....
disposed.....
pending.....
7000
6300
5600
4900
4200
3500
2800
2100
1400
700
0
4064
3358
3106
4109
4001
3215
3442
3436
3221
1982/83
1983/84
1984/85

TABLE I.11
SUPREME COURT
HIGH COURT DIVORCE ACTIONS
ACTIVITY SUMMARY

icial District
County, or District

	Cases Added To Lists			Cases Disposed From Lists: Trials			Cases Disposed From Lists: Total (1)			Pending As of March 31		
	1982/83	1983/84	1984/85	1982/83	1983/84	1984/85	1982/83	1983/84	1984/85	1983	1984	1985
TOTAL ONTARIO	800	698	554	613	457	328	867	770	552	453	381	383
k	504	460	380	310	256	197	516	521	351	367	306	335
EMAINDER OF ONTARIO	296	238	174	303	201	131	351	249	201	86	75	48
oma	2	2	-	3	1	-	4	1	-	-	1	1
rant	-	1	-	-	1	-	-	1	-	-	-	-
rce	-	1	-	1	1	-	1	1	-	-	-	-
hrane	-	-	-	-	-	-	-	-	-	-	-	-
ufferin	-	-	-	-	-	-	-	-	-	-	-	-
urham	6	6	3	3	4	4	3	5	6	3	4	1
in	-	-	-	-	-	-	-	-	-	-	-	-
ex	104	93	63	125	94	44	134	106	73	37	24	14
rontenac	-	-	-	-	-	-	-	-	-	-	-	-
y	-	-	-	-	-	-	-	-	-	-	-	-
dimand	1	1	-	-	1	-	-	2	-	1	-	-
alton	11	11	10	10	10	8	10	12	11	2	1	-
amilton-Wentworth (2)	-	-	-	-	-	-	-	-	-	-	-	-
astings	-	-	-	-	-	-	-	-	-	-	-	-
on	-	1	-	-	1	-	-	1	-	-	-	-
ora	2	-	-	2	-	-	2	-	-	-	-	-
ent	1	1	1	2	-	-	2	-	1	-	1	1
bton	-	-	-	-	-	-	-	-	-	-	-	-
ark	-	-	-	-	-	-	-	-	-	-	-	-
ds & Grenville	1	-	1	-	-	1	-	-	2	1	1	-
ennox & Addington	-	-	-	-	-	-	-	-	-	-	-	-
anitoulin	-	-	-	-	-	-	-	-	-	-	-	-
dlesex	4	2	3	-	2	2	1	6	3	4	-	-
koka	1	1	-	-	-	-	1	1	-	-	-	-
iagara North	3	-	3	2	-	-	2	1	2	1	-	1
iagara South	1	-	3	-	-	1	4	-	3	-	-	-
issing	-	-	-	-	-	-	-	-	-	-	-	-
folk	1	-	1	-	-	-	1	-	1	-	-	-
thumberland	-	1	-	1	1	-	1	1	-	-	-	-
ttawa-Carleton	53	41	34	56	32	31	62	36	35	6	11	10
xford	1	-	2	-	-	1	1	-	1	-	-	1
ry Sound	-	1	-	-	1	-	-	1	-	-	-	-
l	27	21	17	17	16	16	25	20	18	7	8	7
erth	2	1	-	1	-	-	1	1	1	1	1	-
eterborough	-	2	-	-	-	2	-	-	2	-	2	-
scott & Russell	-	-	-	-	-	-	-	-	-	-	-	-
nce Edward	-	-	-	-	-	-	-	-	-	-	-	-
ny River	-	-	-	-	-	-	-	-	-	-	-	-
enfrew	-	-	-	-	-	-	-	-	-	-	-	-
coe	58	23	14	67	16	10	80	29	22	18	12	4
rmont, Dundas & Glengarry	-	-	1	-	-	1	-	-	1	-	-	-
bury	5	8	1	4	8	-	5	8	-	-	-	1
hunder Bay	-	-	-	-	-	-	-	-	-	-	-	-
miskaming	-	-	-	-	-	-	-	-	-	-	-	-
toria & Haliburton	-	-	-	-	-	-	-	-	-	-	-	-
aterloo	1	2	5	1	-	2	2	1	4	-	1	2
ellington	2	3	1	2	1	3	3	1	3	-	2	-
k Region	9	15	11	6	11	5	6	14	12	5	6	5

OTES: (1) Includes cases disposed in the following manners: Trials, Settled before/during Trial and Struck off the List.
(2) Divorce matters are heard in the Unified Family Court. Information available upon request.

Source: Supreme, County and Surrogate Courts (Monthly Statistical Report) submitted through the Local Registrar's Office

2485A/205A/15

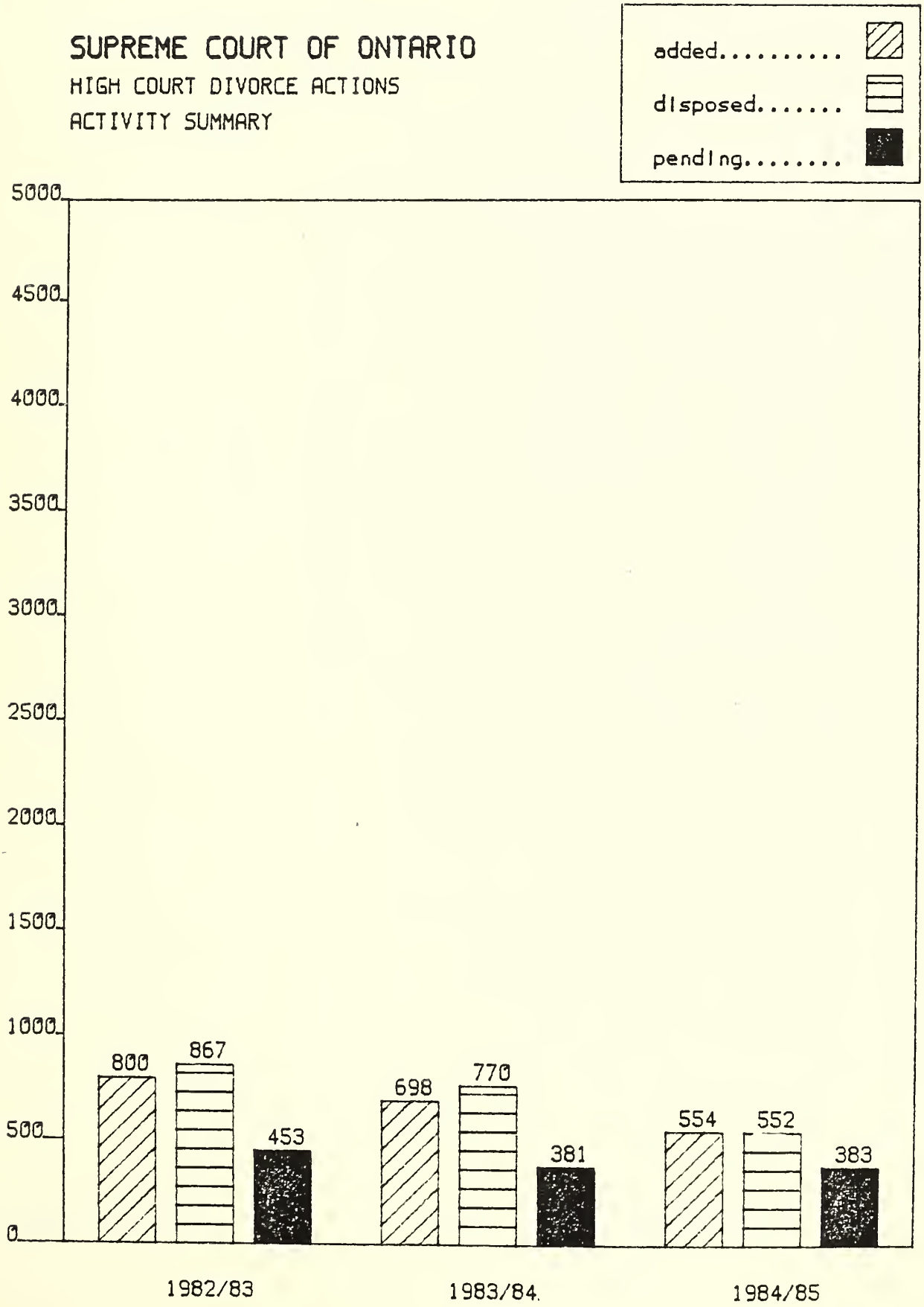
SUPREME COURT OF ONTARIO
HIGH COURT DIVORCE ACTIONS
ACTIVITY SUMMARY
added.....
disposed.....
pending.....
5000
4500
4000
3500
3000
2500
2000
1500
1000
500
0
800
867
453
698
770
381
554
552
383
1982/83
1983/84
1984/85

TABLE I.12
SUPREME COURT
TAXATIONS

Judicial District County, or District	Solicitor-Client Taxations						Party + Party Taxations					
	Appointments Made			Appointments Held			Appointments Made			Appointments Held		
	82/83	83/84	84/85	82/83	83/84	84/85	82/83	83/84	84/85	82/83	83/84	84/85
TOTAL ONTARIO	..	..	..	..	..	..	..	..	..	..	..	..
York	..	..	..	..	..	..	..	..	..	..	..	..
REMAINDER OF ONTARIO	5326	3956	3403	3763	2628	2307	1801	1769	1639	1748	1686	1536
Algoma	336	254	231	292	252	238	47	12	14	43	29	18
Brant	65	58	36	52	38	27	4	8	13	3	5	12
Bruce	48	68	46	23	17	21	9	9	3	9	9	3
Cochrane	30	14	46	22	11	35	11	5	11	5	3	12
Dufferin	58	14	23	39	6	18	5	3	5	4	3	5
Durham	150	74	147	101	63	76	40	25	39	23	19	14
Elgin	48	55	49	33	46	36	28	24	21	19	18	16
Essex	344	248	157	59	24	8	187	94	60	187	94	60
Frontenac	65	58	47	33	26	23	22	12	5	18	9	5
Grey	52	57	26	30	41	13	14	4	7	12	4	6
Haldimand	7	3	5	7	3	4	2	3	-	2	3	-
Halton	225	168	178	200	141	167	135	139	153	116	129	159
Hamilton-Wentworth	317	236	221	237	159	159	106	86	90	90	81	86
Hastings	87	41	60	55	23	35	25	13	5	23	7	2
Huron	108	77	51	90	55	55	4	6	3	4	5	3
Kenora	14	14	15	9	4	3	4	-	2	3	-	2
Kent	23	25	18	20	19	17	31	15	15	29	13	13
Lambton	104	98	82	100	73	69	18	19	24	13	16	20
Lanark	48	12	2	32	8	5	3	4	2	3	3	2
Leeds & Grenville	17	19	22	8	11	9	24	29	19	24	24	12
Lennox & Addington	3	-	-	1	-	-	1	1	-	1	1	-
Manitoulin	5	-	-	3	-	-	7	1	1	7	1	1
Middlesex (1)	586	..	..	474	..	..	243	254	215	243	254	215
Muskoka	76	42	36	28	25	31	-	6	12	-	2	8
Niagara North	355	290	198	204	157	96	22	31	23	8	23	17
Niagara South	231	232	286	156	162	175	50	207	170	73	149	115
Nipissing	7	36	19	7	33	17	123	157	117	123	157	117
Norfolk	37	10	21	25	7	8	31	31	49	29	30	49
Northumberland	9	7	2	8	3	2	1	3	1	2	2	2
Ottawa-Carleton	464	437	393	303	290	228	106	146	120	190	226	162
Oxford	26	26	32	18	15	16	4	8	12	4	7	10
Parry Sound	8	7	13	5	7	10	4	8	6	3	7	3
Peel	237	216	181	161	157	124	43	44	47	35	22	34
Perth	4	7	2	3	5	2	9	5	4	7	4	4
Peterborough	35	14	16	33	13	15	7	7	11	7	7	11
Prescott & Russell	16	16	25	11	10	11	-	1	1	-	1	-
Prince Edward	3	1	1	2	1	1	1	2	1	1	2	1
Rainy River	22	11	5	21	5	5	9	3	1	8	3	1
Renfrew	50	99	52	30	49	30	-	1	7	-	1	7
Simcoe	124	127	79	103	67	56	4	42	80	4	37	63
Stormont, Dundas & Glengarry	9	57	26	7	23	29	26	16	17	26	16	16
Sudbury	348	306	233	315	278	195	35	24	33	34	23	33
Thunder Bay	112	127	59	90	88	44	192	145	117	159	125	99
Timiskaming	1	-	4	1	-	4	2	1	1	2	1	1
Victoria & Haliburton	9	13	21	9	13	17	5	5	6	5	5	5
Waterloo	308	222	187	231	171	123	142	87	73	131	77	62
Wellington	53	35	28	33	19	21	12	13	6	11	9	30
York Region	42	25	22	39	10	29	3	10	17	5	10	20

NOTES: (1) Solicitor-Client Taxations are now handled by the Master in Middlesex County.

Source: Supreme, County and Surrogate Courts (Monthly Statistical Report) submitted through the Local Registrar's Office.

2485A/205A/16

TABLE I.13
SUPREME COURT
EXAMINATIONS FOR DISCOVERY

Judicial District County, or District	Appointments Made			Appointments Held		
	1982/83	1983/84	1984/85	1982/83	1983/84	1984/85
TOTAL ONTARIO	..	..	..	..	..	..
York	..	..	..	..	..	..
REMAINDER OF ONTARIO	15904	15497	14190	10858	10479	9377
Algoma	821	588	495	563	500	470
Brant	355	359	298	230	235	157
Bruce	136	115	155	93	67	76
Cochrane	-	3	41	-	11	28
Dufferin	205	133	131	154	86	102
Durham	865	764	861	616	604	655
Elgin	244	250	188	166	155	99
Essex	96	112	70	43	54	33
Frontenac	597	493	356	391	332	217
Grey	148	122	85	100	78	59
Haldimand	55	58	60	40	50	42
Halton	694	695	647	452	423	432
Hamilton-Wentworth	..	..	..	..	..	..
Hastings	302	230	276	202	155	169
Huron	112	97	60	60	59	36
Kenora	118	86	156	82	64	99
Kent	331	285	232	188	165	121
Lambton	394	340	370	263	215	251
Lanark	97	95	78	95	85	75
Leeds & Grenville	275	341	273	157	187	147
Lennox & Addington	36	32	16	27	18	18
Manitoulin	10	16	9	6	14	4
Middlesex	1938	2049	1929	1392	1413	1288
Muskoka	121	113	85	92	72	53
Niagara North	..	..	..	..	..	2
Niagara South	645	618	481	423	350	264
Nipissing	207	189	142	155	156	109
Norfolk	176	162	116	129	102	70
Northumberland	106	91	126	67	67	62
Ottawa-Carleton	..	..	..	..	..	..
Oxford	205	180	205	122	111	124
Parry Sound	73	138	170	55	67	59
Peel	1242	1489	1398	806	964	976
Perth	93	133	106	58	82	68
Peterborough	465	367	289	343	287	223
Prescott & Russell	77	67	68	63	43	43
Prince Edward	37	24	24	35	23	22
Rainy River	33	31	27	29	27	25
Renfrew	132	120	94	91	85	80
Simcoe	527	664	638	352	400	321
Stormont, Dundas & Glengarry	255	213	272	189	146	178
Sudbury	560	548	457	422	427	360
Thunder Bay	730	653	583	330	362	320
Timiskaming	84	103	147	64	93	116
Victoria & Haliburton	123	120	69	63	69	53
Waterloo	1359	1197	1072	1024	1007	822
Wellington	504	473	341	327	330	256
York Region	321	541	494	299	239	193

NOTES:

Source: Supreme, County and Surrogate Courts (Monthly Statistical Report) submitted through the Local Registrar's Office

2485A/205A/17

PART II

DISTRICT COURT

TABLE II.1
COUNTY OR DISTRICT COURT
COUNTY COURT JUDGES' CRIMINAL COURT
ACTIVITY SUMMARY

Judicial District County, or District	Cases Added (1) 1982/83	1983/84	1984/85	Cases Disposed 1982/83	1983/84	1984/85	Pending as of March 31(2) 1983	1984	1985
TOTAL ONTARIO	6311	6111	6962	6405	5967	6853	1261	1465	1741
York	3107	2365	2620	3182	2366	2606	289	288	302
REMAINDER OF ONTARIO	3204	3746	4342	3223	3601	4247	972	1177	1439
Algoma	237	274	382	260	302	311	117	105	196
Brant	34	37	48	38	40	45	11	8	11
Bruce	24	25	9	18	26	23	16	15	2
Cochrane	132	91	118	110	86	121	50	53	56
Dufferin	13	11	12	8	14	13	4	1	-
Durham	399	342	351	411	355	380	68	65	59
Elgin	44	62	41	30	74	37	24	9	24
Essex	199	141	90	179	160	100	75	51	47
Frontenac	66	67	67	72	61	77	5	19	11
Grey	72	75	27	65	53	64	30	52	15
Haldimand	2	2	-	-	4	-	2	-	-
Halton	53	56	113	47	53	122	36	39	30
Hamilton-Wentworth	95	141	87	114	96	127	34	79	39
Hastings	51	107	78	54	95	91	17	35	22
Huron	1	3	3	-	3	4	1	1	-
Kenora	26	26	60	32	30	27	5	5	38
Kent	23	42	28	59	45	26	6	2	3
Lambton	24	34	28	18	35	30	11	9	7
Lanark	4	7	14	5	6	12	2	2	4
Leeds & Grenville	46	71	44	42	64	50	11	20	14
Lennox & Addington	10	22	11	12	22	8	1	1	4
Manitoulin (3)	#	#	#	#	#	#	#	#	#
Middlesex	141	246	331	144	265	357	8	13	30
Muskoka	20	16	13	21	21	13	8	4	3
Niagara North	23	33	43	26	34	23	10	12	30
Niagara South	11	17	21	9	16	18	3	5	10
Nipissing	35	41	35	69	41	29	15	15	21
Norfolk	9	18	26	12	16	16	-	2	12
Northumberland	10	14	13	12	14	13	1	1	1
Ottawa-Carleton	168	270	380	174	260	374	20	34	38
Oxford	21	22	50	20	24	45	10	8	14
Parry Sound	14	8	14	21	14	12	7	3	5
Peel	229	445	503	217	370	412	66	147	241
Perth	17	15	12	35	11	11	2	6	7
Peterborough	8	6	7	6	7	5	3	2	3
Prescott & Russell	25	29	44	21	31	44	10	7	7
Prince Edward	11	15	13	12	14	13	2	3	4
Rainy River	9	30	16	13	25	18	3	8	6
Renfrew	79	55	46	91	53	40	12	14	20
Simcoe	73	101	163	54	103	156	40	38	47
Stormont, Dundas & Glengarry	9	13	9	14	9	14	-	5	-
Sudbury	97	158	139	88	128	126	50	72	75
Thunder Bay	272	271	369	233	227	335	103	139	165
Timiskaming	32	42	52	34	28	52	11	24	21
Victoria & Haliburton	23	15	16	17	18	16	8	5	5
Waterloo	94	84	101	100	92	96	25	17	23
Wellington	154	146	152	152	156	159	29	22	15
York Region	65 (4)	..	163	54 (4)	..	182	..	..	54

NOTES: (1) Includes new committals and re-elections from General Sessions of the Peace.
(2) The pending for some locations cannot be obtained arithmetically due to revisions by court offices during fiscal year.
(3) Data included with Sudbury.
(4) Data incomplete.

Source: County/District Court (Criminal) Monthly Statistical Report

2485A/205A/18

TABLE II.2
COUNTY OR DISTRICT COURT
GENERAL SESSIONS OF THE PEACE
ACTIVITY SUMMARY

Judicial District County, or District	Cases Added			Cases Disposed (1)			Pending as of March 31(2)		
	1982/83	1983/84	1984/85	1982/83	1983/84	1984/85	1983	1984	1985
TOTAL ONTARIO	5315	6134	6228	5647	5414	6346	3278	4011	4052
York	2292	2560	2407	2732	2159	2528	1387	1788	1667
REMAINDER OF ONTARIO	3023	3574	3821	2915	3255	3818	1891	2223	2385
Algoma	8	37	30	13	31	34	3	12	6
Brant	39	32	39	44	31	34	24	23	28
Bruce	9	21	4	17	2	16	1	20	4
Cochrane	38	32	40	21	30	49	31	37	28
Dufferin	7	11	4	13	5	13	4	10	1
Durham	285	269	206	278	241	272	128	189	139
Elgin	25	15	17	4	34	14	23	1	3
Essex	303	355	372	273	368	329	257	249	289
Frontenac	51	66	71	68	65	77	22	21	14
Grey	16	21	14	6	23	20	16	14	8
Haldimand	2	13	11	-	9	10	2	6	7
Halton	108	93	83	80	109	91	89	73	65
Hamilton-Wentworth	422	514	472	474	441	509	210	283	246
Hastings	86	91	61	65	77	102	46	61	21
Huron	-	4	1	2	3	3	4	5	3
Kenora	20	11	12	13	12	14	12	11	8
Kent	22	20	12	21	21	17	13	12	8
Lambton	27	17	20	33	23	14	7	1	7
Lanark	10	8	8	10	12	9	5	3	2
Leeds & Grenville	15	17	6	13	22	4	9	4	6
Lennox & Addington	12	12	11	12	14	9	5	4	6
Manitoulin (3)	#	#	#	#	#	#	#	#	#
Middlesex	174	274	365	184	252	317	24	49	102
Muskoka	10	16	15	2	23	10	10	3	8
Niagara North	27	51	49	46	36	49	16	32	42
Niagara South	79	82	95	55	82	104	44	49	38
Nipissing	43	60	59	29	54	64	35	41	36
Norfolk	15	16	18	12	17	16	5	4	6
Northumberland	23	12	19	23	13	11	7	5	13
Ottawa-Carleton	272	363	474	282	326	416	189	241	266
Oxford	7	12	17	20	10	16	1	3	4
Parry Sound	10	10	14	8	11	13	6	4	5
Peel	291	521	557	283	386	428	320	420	567
Perth	5	16	16	1	13	9	5	8	14
Peterborough	16	25	17	25	20	16	7	12	14
Prescott & Russell	21	29	55	29	28	52	9	11	14
Prince Edward	6	6	4	10	6	5	2	2	1
Rainy River	3	3	2	3	2	2	-	1	1
Renfrew	7	17	22	9	16	13	5	5	14
Simcoe	132	117	98	58	109	151	153	153	99
Stormont, Dundas & Glengarry	18	13	11	18	12	20	11	12	3
Sudbury	77	65	82	72	63	63	50	45	64
Thunder Bay	54	36	43	52	35	48	21	22	16
Timiskaming	3	4	-	3	4	1	1	1	-
Victoria & Haliburton	24	26	31	28	26	28	14	14	21
Waterloo	85	101	87	109	102	96	42	41	31
Wellington	24	40	44	41	36	46	3	6	6
York Region	92 (4)	..	133	53 (4)	..	184	..	..	99

NOTES: (1) Also includes cases which have re-elected to County Court Judges' Criminal Court.
(2) The pending for some locations cannot be obtained arithmetically due to revisions by court offices during fiscal year.
(3) Data included with Sudbury.
(4) Data incomplete.

Source: County/District Court (Criminal) Monthly Statistical Report

2485A/205A/19

TABLE II.3
COUNTY OR DISTRICT COURT
SUMMARY CONVICTION APPEALS
ACTIVITY SUMMARY

Judicial District County, or District	Cases Added To Lists			Cases Disposed From Lists: Heard			Cases Disposed From Lists: Total(1)			Pending As of March 31		
	1982/83	1983/84	1984/85	1982/83	1983/84	1984/85	1982/83	1983/84	1984/85	1983	1984	1985
TOTAL ONTARIO	2577	2531	2407	2226	2146	2203	2701	2557	2607	1242	1216	1016
York	1022	921	925	884	866	948	1056	1011	1084	559	469	310
REMAINDER OF ONTARIO	1555	1610	1482	1342	1280	1255	1645	1546	1523	683	747	706
Algoma	32	44	50	33	41	35	34	45	40	19	18	28
Brant	13	17	8	9	8	13	11	11	21	14	20	7
Bruce	13	19	15	12	9	15	13	13	19	5	11	7
Cochrane	51	42	35	68	40	29	74	43	32	9	8	11
Dufferin	7	9	9	5	7	6	6	7	9	1	3	3
Durham	72	85	73	62	72	78	64	77	86	44	52	39
Elgin	8	13	8	5	10	6	8	12	10	2	3	1
Essex	96	79	54	89	62	45	107	77	50	30	32	36
Frontenac	18	14	21	11	12	20	14	13	23	8	9	7
Grey	20	18	14	11	11	8	19	15	13	9	12	13
Haldimand	4	5	2	4	6	1	6	6	2	1	-	-
Halton	56	43	49	45	34	38	66	44	56	29	28	21
Hamilton-Wentworth	106	77	80	106	90	78	107	94	78	64	47	49
Hastings	29	36	20	18	29	21	22	35	25	14	15	10
Huron	10	7	5	7	6	8	7	7	8	4	4	1
Kenora	20	14	20	18	13	13	20	17	21	7	4	3
Kent	16	21	20	18	21	19	20	22	19	3	2	3
Lambton	28	39	36	30	24	24	39	35	31	6	10	15
Lanark	7	4	5	6	4	2	8	4	3	-	-	2
Leeds & Grenville	21	17	24	11	10	25	20	17	26	4	4	2
Lennox & Addington	7	2	7	4	1	5	7	2	6	1	1	2
Manitoulin	4	6	11	-	6	6	-	7	7	5	4	8
Middlesex	76	65	75	37	55	47	52	77	67	34	22	30
Muskoka	11	9	3	9	10	-	12	10	1	1	-	2
Niagara North	29	38	50	36	23	34	41	32	48	24	30	32
Niagara South	30	37	33	20	26	23	31	33	35	17	21	19
Nipissing	23	20	23	30	21	18	33	23	30	13	10	3
Norfolk	12	8	8	9	7	4	11	10	5	4	2	5
Northumberland	9	12	8	4	6	8	7	6	13	2	8	3
Ottawa-Carleton	95	70	48	129	74	46	141	95	55	35	10	3
Oxford	18	20	19	15	11	15	18	16	18	8	12	13
Parry Sound	6	8	7	7	12	2	9	12	2	5	1	6
Peel	107	137	132	70	88	92	114	117	128	46	66	70
Perth	5	4	1	2	3	2	4	5	2	2	1	-
Peterborough	17	30	35	16	14	21	29	24	28	11	17	24
Prescott & Russell	6	9	12	6	9	7	6	9	7	-	-	5
Prince Edward	5	4	5	8	3	5	8	3	6	2	3	2
Rainy River	4	1	4	2	2	3	3	2	3	1	-	1
Renfrew	11	23	12	19	20	10	20	22	12	2	3	3
Simcoe	89	87	104	76	74	94	86	76	95	28	39	48
Stormont, Dundas & Glengarry	14	20	8	8	14	4	17	14	10	-	6	4
Sudbury	32	52	22	28	39	27	42	41	32	5	16	6
Thunder Bay	31	22	37	33	20	30	33	21	31	5	1	7
Timiskaming	7	15	11	4	9	14	6	14	16	-	6	1
Victoria & Haliburton	16	19	17	15	18	19	17	19	21	11	11	7
Waterloo	60	44	59	71	36	58	81	47	60	18	15	14
Wellington	59	93	70	56	77	76	60	87	83	10	16	3
York Region	145	152	113	60	93	101	92	128	130	120	144	127

NOTES: (1) Includes cases heard and abandoned.

Source: Supreme, County and Surrogate Courts (Monthly Statistical Report) submitted through the Local Regsistrar's Office

2485A/205A/20

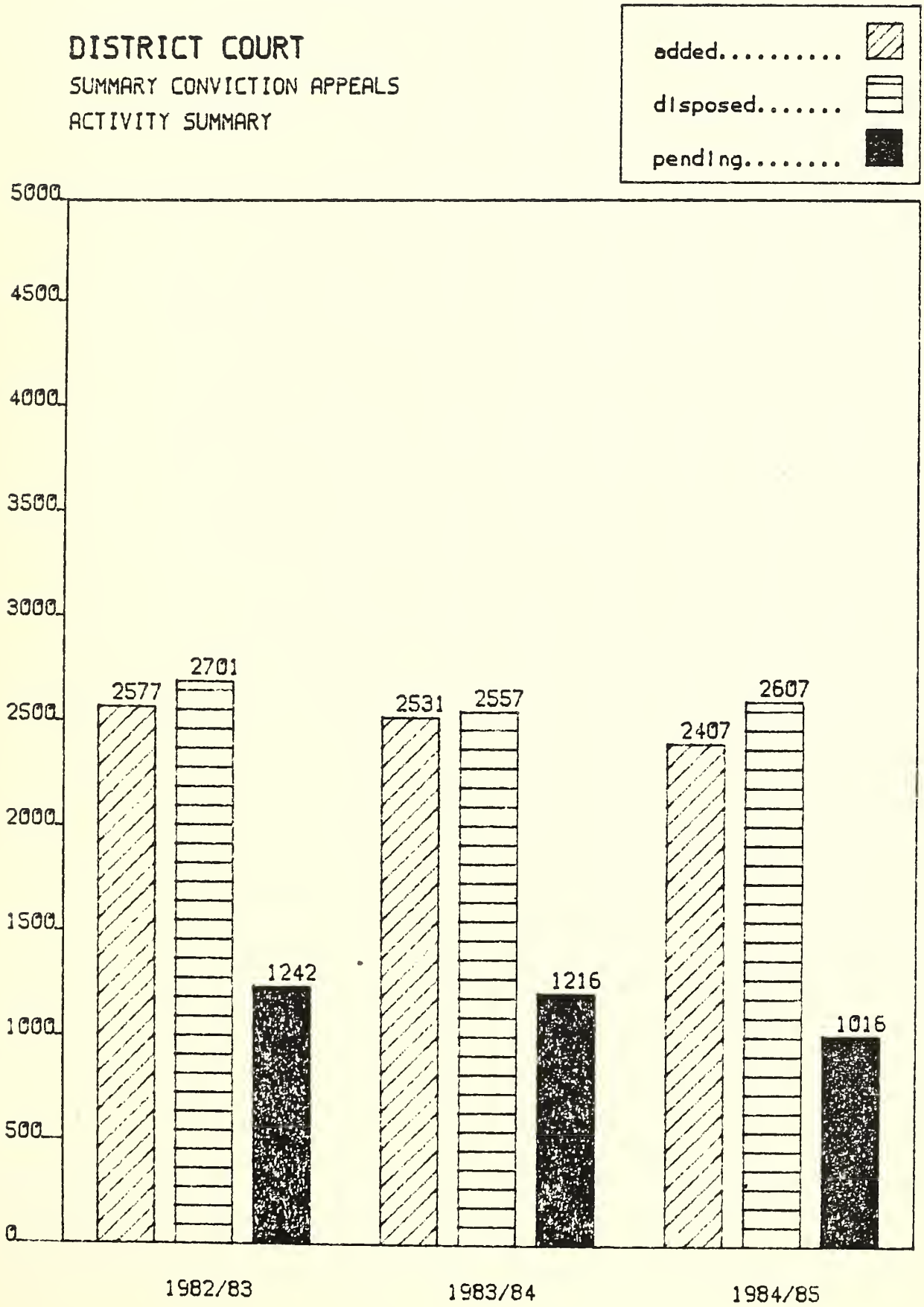
DISTRICT COURT
SUMMARY CONVICTION APPEALS
ACTIVITY SUMMARY
added.....
disposed.....
pending.....
5000
4500
4000
3500
3000
2500
2000
1500
1000
500
0
2577
2701
1242
2531
2557
1216
2407
2607
1016
1982/83
1983/84
1984/85

TABLE II.4
COUNTY OR DISTRICT COURT
ACTIONS COMMENCED

Judicial District County, or District	General Writs(1)			Specially Endorsed Writs(2)			Total			Motions(3)		
			Apr.1-Dec.31			Apr.1-Dec.31			Apr.1-Dec.31			Apr.1-Dec.31
	82/83	83/84	1984 (4)	82/83	83/84	1984 (4)	82/83	83/84	1984 (4)	82/83	83/84	1984 (4)
TOTAL ONTARIO	29986	29268	23068	35375	27082	17211	65361	56350	40279	49115	47401	35441
York	12076	12232	9778	14870	11295	7100	26946	23527	16878	15679	16465	12564
REMAINDER OF ONTARIO	17910	17036	13290	20505	15787	10111	38415	32823	23401	33436	30936	22877
Algoma	363	339	248	513	387	226	876	726	474	701	577	313
Brant	470	309	249	396	270	145	866	579	394	380	45	37
Bruce	69	75	44	114	79	64	183	154	108	56	103	56
Cochrane	187	196	151	259	196	156	446	392	307	355	322	230
Dufferin	87	75	85	92	55	43	179	130	128	67	77	53
Durham	574	458	468	660	479	292	1234	937	760	3794	2901	2504
Elgin	111	106	105	156	94	70	267	200	175	237	159	122
Essex	1203	1216	939	1467	837	607	2670	2053	1546	1457	1652	1743
Frontenac	265	247	188	327	218	138	592	465	326	1593	1593	1143
Grey	101	90	64	207	137	113	308	227	177	122	121	97
Haldimand	75	97	70	63	51	25	138	148	95	56	63	44
Halton	551	540	433	501	377	254	1052	917	687	610	657	491
Hamilton-Wentworth	2068	1897	1436	1746	1528	927	3814	3425	2363	1690	1550	1259
Hastings	269	239	167	330	191	117	599	430	284	535	574	413
Huron	115	105	68	165	107	66	280	212	134	100	81	50
Kenora	105	87	68	215	215	107	320	302	175	83	98	100
Kent	259	250	158	299	194	118	558	444	277	236	297	208
Lambton	332	417	278	313	248	173	645	665	451	1715	1003	726
Lanark	55	39	24	111	73	53	166	112	77	187	149	148
Leeds & Grenville	105	116	75	166	131	98	271	247	173	793	801	590
Lennox & Addington	44	39	26	38	29	25	82	68	51	222	183	87
Manitoulin	8	4	6	10	12	5	18	16	11	26	33	13
Middlesex	1580	1439	1057	1612	1172	672	3192	2611	1729	5449	5061	3473
Muskoka	69	59	55	132	100	61	201	159	116	212	182	41
Niagara North	773	610	528	549	417	266	1322	1027	794	1286	1251	940
Niagara South	492	614	497	552	379	199	1044	993	696	1313	1454	408
Nipissing	201	191	137	286	228	104	487	419	241	876	1334	894
Norfolk	114	138	113	163	122	90	277	260	203	122	126	96
Northumberland	95	74	65	121	101	70	216	175	135	94	95	94
Ottawa-Carleton	1651	1703	1365	1824	1698	1235	3475	3401	2600	665	870	624
Oxford	98	104	81	195	136	83	293	240	164	102	87	52
Parry Sound	76	45	43	72	39	39	148	84	82	153	120	55
Peel	1240	1221	978	1490	1353	774	2730	2574	1752	2024	709	492
Perth	67	70	63	203	133	96	270	203	159	39	75	42
Peterborough	280	259	202	340	246	163	620	505	365	210	330	320
Prescott & Russell	124	119	84	107	94	69	231	213	153	540	555	301
Prince Edward	26	18	21	52	30	18	78	48	39	64	57	36
Rainy River	43	31	18	98	55	19	141	86	37	33	42	57
Renfrew	139	136	108	171	114	90	310	250	198	157	131	109
Simcoe	553	503	364	623	498	374	1176	1001	738	1990	1812	1841
Stormont, Dundas & Glengarry	170	159	103	268	180	104	438	339	207	111	772	496
Sudbury	615	613	445	731	538	329	1346	1151	774	645	392	278
Thunder Bay	450	408	273	603	486	263	1053	894	536	536	581	348
Timiskaming	119	148	107	123	103	60	242	251	167	70	66	40
Victoria & Haliburton	73	76	55	143	82	66	216	158	121	99	127	90
Waterloo	847	795	665	1142	979	688	1989	1774	1353	500	471	407
Wellington	234	243	208	346	209	123	580	452	331	910	797	661
York Region	365	319	304	411	387	234	776	706	538	221	400	255

NOTES:
(1) Includes Motor Vehicle Accident Actions and Other Actions.
(2) Includes Mortgage and Other Actions.
(3) All offices, excluding York, Ottawa and Middlesex report Supreme Court and County Court motions as one figure.
(4) Due to the proclamation of the COURTS OF JUSTICE ACT, 1984 on January 1, 1985, the data collected under 'Actions Commenced' required revisions. The 1984/85 data were divided into two time periods. The information for Apr. to Dec./84 is represented on this page. The information for Jan. to Mar./85 is found on Table II.4(a).

Source: Supreme, County and Surrogate Courts (Monthly Statistical Report) submitted through the Local Registrar's Office

2485A/205A/21

TABLE II.4(a)
DISTRICT COURT
PROCEEDINGS COMMENCED AND MOTIONS FILED (1)
JANUARY 1, 1985 - MARCH 31, 1985

Judicial District County, or District	Statement of Claim MV	Statement of Claim Other	Statement of Claim Mortgage	Applications	Total	Motions Filed (2)
TOTAL ONTARIO	2022	9157	229	6728	18136	7238
York	929	3805	22	3789	8545	1446
REMAINDER OF ONTARIO	1093	5352	207	2939	9591	5792
Algoma	20	142	4	79	245	156
Brant	13	79	6	37	135	7
Bruce	4	30	5	15	54	8
Cochrane	14	65	9	30	118	24
Dufferin	4	19	2	19	44	-
Durham	56	141	12	56	265	39
Elgin	3	31	1	26	61	58
Essex	70	374	8	307	759	367
Frontenac	10	107	1	69	187	232
Grey	7	26	1	15	49	9
Haldimand	9	18	1	13	41	6
Halton	40	134	3	140	317	139
Hamilton-Wentworth	171	474	1	380	1026	680
Hastings	12	58	1	111	182	245
Huron	1	22	2	8	33	17
Kenora	1	35	-	1	37	28
Kent	11	72	4	46	133	63
Lambton	40	87	6	60	193	145
Lanark	7	21	1	15	44	41
Leeds & Grenville	10	44	1	24	79	113
Lennox & Addington	1	6	4	6	17	37
Manitoulin	1	3	2	3	9	4
Middlesex	71	393	11	53	528	822
Muskoka	-	17	3	4	24	5
Niagara North	57	130	5	26	218	122
Niagara South	35	104	12	47	198	92
Nipissing	14	53	4	17	88	173
Norfolk	4	40	-	18	62	18
Northumberland	5	29	-	11	45	25
Ottawa-Carleton	99	858	5	588	1550	355
Oxford	7	34	-	10	51	12
Parry Sound	2	24	3	14	43	6
Peel	87	332	22	235	676	457
Perth	7	32	1	5	45	5
Peterborough	12	90	3	47	152	38
Prescott & Russell	3	27	-	8	38	84
Prince Edward	-	4	-	8	12	10
Rainy River	2	14	5	10	31	30
Renfrew	3	51	1	19	74	7
Simcoe	17	171	17	35	240	200
Stormont, Dundas & Glengar	2	37	2	13	54	105
Sudbury	30	167	10	69	276	70
Thunder Bay	27	126	6	99	258	50
Timiskaming	9	37	-	9	55	32
Victoria & Haliburton	3	29	3	14	49	69
Waterloo	61	356	9	55	481	459
Wellington	13	86	6	30	135	101
York Region	18	123	4	35	180	27

NOTES: MV Motor Vehicle Actions.
(1) Due to the proclamation of the COURTS OF JUSTICE ACT, 1984 on January 1, 1985, the data collected under 'Actions Commenced' required revisions. The 1984/85 data were divided into two time periods. The information for Apr. to Dec./84 is represented on Table II.4. The information for Jan. to Mar./85 is found on this page.
(2) Motions to be heard by District Court Judges and Local Judges of the High Court.

Source: Supreme, County and Surrogate Courts (Monthly Statistical Report) submitted through the Local Registrar's Office

2485A/205A/22

TABLE II.5
COUNTY OR DISTRICT COURT
JUDGMENTS AND ORDERS ISSUED (1)

Judicial District County, or District	Judgments								
	Trials			Default(2)			Other		
	1982/83	1983/84	1984/85	1982/83	1983/84	1984/85	1982/83	1983/84	1984/85
TOTAL ONTARIO	4240	3941	3438	24638	18912	15203	11010	11146	11925
York	800	830	613	9891	7610	6067	7223	7194	7319
REMAINDER OF ONTARIO	3440	3111	2825	14747	11302	9136	3787	3952	4606
Algoma	44	66	60	359	292	208	49	52	38
Brant	27	42	25	267	154	128	182	120	124
Bruce	16	21	22	81	52	37	6	8	15
Cochrane	14	27	20	171	124	118	49	25	33
Dufferin	17	12	12	59	38	44	19	23	25
Durham	88	124	72	438	319	311	71	112	231
Elgin	30	24	25	109	60	44	43	32	16
Essex	242	162	127	1209	634	499	226	519	622
Frontenac	34	35	38	349	256	233	53	39	51
Grey	-	13	10	130	74	66	45	33	29
Haldimand	9	5	10	59	34	25	5	2	3
Halton	60	77	69	320	220	176	163	172	190
Hamilton-Wentworth	133	159	130	1526	1503	1338	274	218	203
Hastings	37	33	36	282	125	94	49	37	29
Huron	29	24	20	118	77	59	19	13	9
Kenora	21	13	37	171	144	91	12	16	1
Kent	63	70	63	273	128	106	-	4	1
Lambton	93	95	111	221	144	122	25	24	51
Lanark	7	14	11	79	60	46	17	10	8
Leeds & Grenville	21	25	17	113	84	94	14	12	23
Lennox & Addington	7	7	13	38	46	30	8	4	8
Manitoulin	-	-	2	5	6	8	1	4	1
Middlesex	746	540	479	1061	726	581	371	333	400
Muskoka	11	16	9	87	74	31	7	2	14
Niagara North	40	56	49	401	277	251	117	110	95
Niagara South	48	30	50	345	242	153	58	57	111
Nipissing	60	38	31	227	179	112	16	6	8
Norfolk	20	31	32	106	88	82	19	19	14
Northumberland	5	4	9	53	51	62	25	25	22
Ottawa-Carleton	147	206	208	984	961	924	375	301	254
Oxford	38	37	30	146	78	67	7	8	7
Parry Sound	11	15	17	54	22	28	9	8	12
Peel	314	108	69	1114	1064	642	911	1132	1316
Perth	12	25	9	161	103	106	-	-	-
Peterborough	23	30	20	306	217	192	32	31	15
Prescott & Russell	32	32	33	58	55	29	-	3	34
Prince Edward	2	2	1	42	23	21	3	2	1
Rainy River	4	9	2	81	36	22	8	6	26
Renfrew	21	16	21	111	88	82	9	6	26
Simcoe	160	184	194	371	318	279	70	79	71
Stormont, Dundas & Glengarry	40	32	23	190	112	72	45	50	52
Sudbury	169	124	109	556	398	311	-	12	22
Thunder Bay	57	47	26	442	393	242	34	35	25
Timiskaming	34	26	25	86	76	45	16	24	21
Victoria & Haliburton	17	16	14	79	43	54	18	8	13
Waterloo	362	315	295	797	641	534	217	140	217
Wellington	44	47	35	242	170	129	34	27	46
York Region	31	77	105	270	293	208	56	49	73

NOTES: (1) Excludes Divorce and Construction Lien Act Actions. See Table I.7.
(2) Includes Mortgage and Other Actions.

Source: Supreme, County and Surrogate Courts (Monthly Statistical Report) submitted through the Local Registrar's Office

2485A/205A/23

TABLE II.5
COUNTY OR DISTRICT COURT
JUDGMENTS AND ORDERS ISSUED (1)

Judicial District County, or District	Orders(2) 1982/83	Orders(2) 1983/84	Orders(2) 1984/85	Total(3) 1982/83	Total(3) 1983/84	Total(3) 1984/85
TOTAL ONTARIO	52908	55042	51974	92796	89041	82540
York	20184	21556	19233	38098	37190	33232
REMAINDER OF ONTARIO	32724	33486	32741	54698	51851	49308
Algoma	1367	1400	1327	1819	1810	1633
Brant	535	486	514	1011	802	791
Bruce	142	156	178	245	237	252
Cochrane	606	511	611	840	687	782
Dufferin	167	175	130	262	248	211
Durham	1191	1122	1426	1788	1677	2040
Elgin	407	351	368	589	467	453
Essex	2180	2016	1896	3857	3331	3144
Frontenac	406	480	437	842	810	759
Grey	292	275	265	467	395	370
Haldimand	119	110	115	192	151	153
Halton	1079	1182	1223	1622	1651	1658
Hamilton-Wentworth	2064	2211	2019	3997	4091	3690
Hastings	628	634	619	996	829	778
Huron	237	256	210	403	370	298
Kenora	158	179	221	362	352	350
Kent	536	548	514	872	750	684
Lambton	718	662	686	1057	925	970
Lanark	103	88	125	206	172	190
Leeds & Grenville	376	358	370	524	479	504
Lennox & Addington	77	83	68	130	140	119
Manitoulin	39	42	29	45	52	40
Middlesex	2591	2503	2570	4769	4102	4030
Muskoka	130	141	109	235	233	163
Niagara North	962	993	867	1520	1436	1262
Niagara South	814	997	1016	1265	1326	1330
Nipissing	588	582	445	391	305	596
Norfolk	251	284	220	396	422	348
Northumberland	219	252	249	302	332	342
Ottawa-Carleton	2754	3356	3467	4260	4824	4853
Oxford	290	285	282	481	408	386
Parry Sound	238	203	156	312	248	213
Peel	2433	2529	2097	4772	4833	4124
Perth	121	138	148	294	266	263
Peterborough	468	462	494	829	740	721
Prescott & Russell	164	208	188	254	298	284
Prince Edward	86	55	75	133	82	98
Rainy River	84	80	88	177	131	138
Renfrew	349	331	348	490	441	477
Simcoe	845	986	1056	1446	1567	1600
Stormont, Dundas & Glengarry	312	320	267	587	514	414
Sudbury	1570	1387	1238	2295	1921	1680
Thunder Bay	876	841	793	1409	1316	1086
Timiskaming	171	194	172	307	320	263
Victoria & Haliburton	206	215	217	320	282	298
Waterloo	1676	1571	1677	3052	2667	2723
Wellington	489	532	558	809	776	768
York Region	610	716	593	967	1135	979

NOTES: (1) Excludes Divorce and Construction Lien Act Actions. See Table I.7.
(2) Includes Praecipe and Other Actions.
(3) Includes Judgments and Orders.

Source: Supreme, County and Surrogate Courts (Monthly Statistical Report) submitted through the Local Registrar's Office

2485A/205A/24

TABLE II.6
COUNTY OR DISTRICT COURT
PROVINCIAL SUMMARY
CIVIL JURY AND NON-JURY ACTIONS

			Cases Added To Lists			Cases Disposed From Lists: Trials			Cases Disposed From Lists: Total(1)			Pending As of March 31		
			1982/83	1983/84	1984/85	1982/83	1983/84	1984/85	1982/83	1983/84	1984/85	1983	1984	1985
Total Jury Actions		Total Ontario	1559	1739	1704	154	146	181	1379	1666	1720	757	830	814
		York	1010	1042	1022	83	59	73	890	1043	1022	489	488	486
		Remainder of Ont.	549	697	682	71	87	108	489	623	698	268	342	326
Non-Jury Actions	M.C.A. Divorce	Total Ontario	23070	22663	20888	22184	21460	19917	23275	22661	21496	2612	2614	2006
		York	7277	7093	6483	6936	6496	6199	7452	6979	6717	610	724	490
		Remainder of Ont.	15793	15570	14405	15248	14964	13718	15823	15682	14779	2002	1890	1516
	Construction Lien Act	Total Ontario	..	..	..	..	..	..	..	..	..	..	..	..
		York	..	..	..	..	..	..	..	..	..	..	..	..
		Remainder of Ont.	778	510	392	364	270	197	794	628	462	385	267	197
	MV & Other Actions	Total Ontario	6923	7067	6411	2741	2746	2398	6859	7125	6740	2592	2534	2205
		York	2272	2328	2130	632	710	605	2044	2350	2231	826	804	703
		Remainder of Ont.	4651	4739	4281	2109	2036	1793	4815	4775	4509	1766	1730	1502
Total Non-Jury Actions		Total Ontario	30771	30240	27691	25289	24476	22512	30928	30414	28698	5589	5415	4408
		York	9549	9421	8613	7568	7206	6804	9496	9329	8948	1436	1528	1193
		Remainder of Ont.	21222	20819	19078	17721	17270	15708	21432	21085	19750	4153	3887	3215
Total Of All Actions		Total Ontario	32330	31979	29395	25443	24622	22693	32307	32080	30418	6346	6245	5222
		York	10559	10463	9635	7651	7265	6877	10386	10372	9970	1925	2016	1681
		Remainder of Ont.	21771	21516	19760	17792	17357	15816	21921	21708	20448	4421	4229	3541

NOTES: (1) Includes cases disposed in the following manners: Trials, Settled before/during Trial, and Struck off the List.

Source: Supreme, County and Surrogate Courts (Monthly Statistical Report) submitted through the Local Registrar's Office

2485A/205A/25

TABLE II.7
COUNTY OR DISTRICT COURT
CIVIL JURY ACTIONS (1)
ACTIVITY SUMMARY

Judicial District County, or District	Cases Added To Lists			Cases Disposed From Lists: Trials			Cases Disposed From Lists: Total(2)			Pending As of March 31		
	1982/83	1983/84	1984/85	1982/83	1983/84	1984/85	1982/83	1983/84	1984/85	1983	1984	1985
TOTAL ONTARIO	1559	1739	1704	154	146	181	1379	1666	1720	757	830	814
York	1010	1042	1022	83	59	73	890	1043	1022	489	488	488
REMAINDER OF ONTARIO	549	697	682	71	87	108	489	623	698	268	342	326
Algoma	2	2	10	-	-	1	5	-	8	-	2	4
Brant	9	7	9	-	-	1	4	8	7	5	4	6
Bruce	3	2	7	-	-	-	2	2	4	1	1	4
Cochrane	13	13	12	5	4	4	11	11	14	7	9	7
Dufferin	1	3	4	1	-	-	2	2	4	1	2	2
Durham	27	22	30	1	4	4	33	18	19	10	14	25
Elgin	2	1	8	-	-	-	2	1	3	-	-	5
Essex	26	29	15	6	6	3	25	28	18	10	11	8
Frontenac	1	4	4	-	1	-	-	2	3	1	3	4
Grey	4	2	3	-	-	1	3	2	2	1	1	2
Haldimand	2	9	12	-	1	3	-	9	5	2	2	9
Halton	28	37	27	4	2	6	27	39	36	18	16	7
Hamilton-Wentworth	85	146	135	10	10	21	92	104	143	49	91	83
Hastings	11	13	15	1	-	-	9	10	15	5	8	8
Huron	1	-	2	-	-	-	-	1	1	1	-	1
Kenora	5	10	7	2	3	1	4	9	8	1	2	1
Kent	6	12	11	1	-	-	5	12	11	3	3	3
Lambton	18	24	29	4	1	4	20	25	28	5	4	5
Lanark	-	-	-	-	-	-	-	-	-	-	-	-
Leeds & Grenville	-	3	2	-	-	-	-	1	4	-	2	-
Lennox & Addington	-	1	-	-	-	-	-	1	-	-	-	-
Manitoulin	-	-	-	-	-	-	1	-	-	-	-	-
Middlesex	49	76	65	3	3	5	36	63	87	21	34	12
Muskoka	2	1	4	-	-	-	1	1	5	1	1	-
Niagara North	43	36	41	2	5	-	39	37	41	21	20	20
Niagara South	33	21	15	4	11	5	23	28	18	15	8	5
Nipissing	4	17	2	1	3	-	3	12	9	2	7	-
Norfolk	6	6	3	1	2	1	8	6	3	-	-	-
Northumberland	1	3	2	-	-	1	1	1	4	-	2	-
Ottawa-Carleton	5	15	11	3	9	4	12	13	12	3	5	4
Oxford	2	7	5	-	1	1	3	4	8	1	4	1
Parry Sound	5	4	6	1	-	2	4	4	4	2	2	4
Peel	55	42	70	4	4	6	38	46	55	32	28	43
Perth	2	2	4	-	-	-	-	3	5	3	2	1
Peterborough	8	11	5	3	2	3	10	12	8	4	3	-
Prescott & Russell	-	-	1	-	-	-	-	-	1	-	-	-
Prince Edward	11	7	4	9	4	3	11	7	5	2	2	1
Rainy River	1	1	1	-	-	-	-	2	1	1	-	-
Renfrew	1	1	-	-	-	1	1	-	1	-	1	-
Simcoe	10	19	24	-	1	3	7	15	15	6	10	19
Stormont, Dundas & Glengarry	2	-	1	-	-	-	1	1	-	1	-	1
Sudbury	22	30	10	2	5	5	17	30	20	11	11	1
Thunder Bay	6	6	9	1	1	5	8	5	9	-	1	1
Timiskaming	2	10	7	1	-	3	-	9	6	-	1	2
Victoria & Haliburton	-	2	1	-	-	1	-	1	2	-	1	-
Waterloo	18	17	30	-	2	2	12	22	24	11	6	12
Wellington	5	8	1	-	2	3	3	6	5	2	4	-
York Region	12	15	18	1	-	5	6	10	17	9	14	15

NOTES: (1) Includes Motor Vehicle Accident Actions and Other Actions.
(2) Includes cases disposed in the following manners: Trials, Settled before/during Trial and Struck off the List.

Source: Supreme, County and Surrogate Courts (Monthly Statistical Report submitted through the Local Registrar's Office

2485A/205A/26

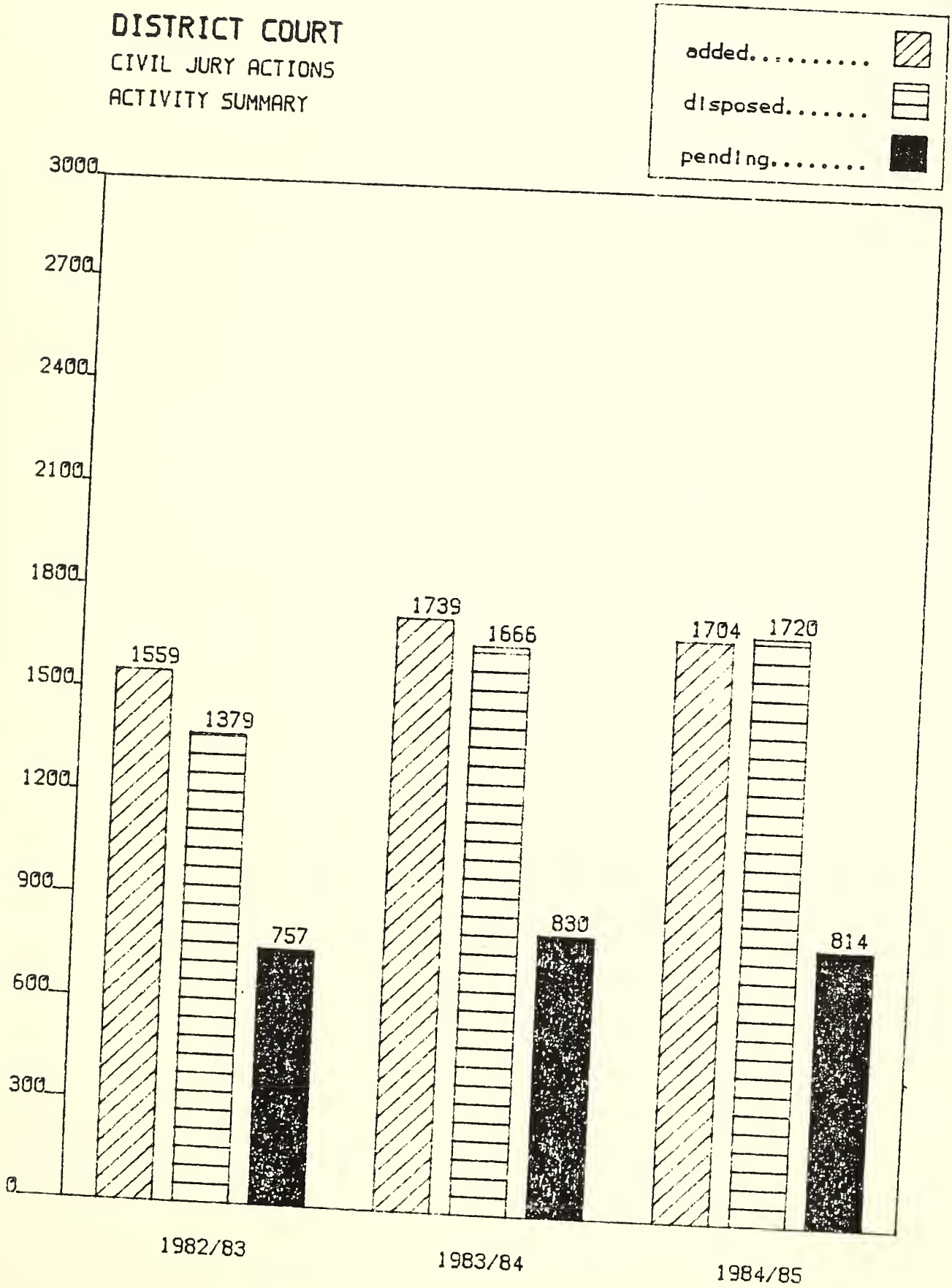
DISTRICT COURT
CIVIL JURY ACTIONS
ACTIVITY SUMMARY
added.....
disposed.....
pending.....
3000
2700
2400
2100
1800
1500
1200
900
600
300
0
1559
1379
757
1739
1666
830
1704
1720
814
1982/83
1983/84
1984/85

TABLE II.8
COUNTY OR DISTRICT COURT
CIVIL NON-JURY ACTIONS (I)
ACTIVITY SUMMARY

Judicial District County, or District	Cases Added To Lists			Cases Disposed From Lists: Trials			Cases Disposed From Lists: Total(2)			Pending As of March 31		
	1982/83	1983/84	1984/85	1982/83	1983/84	1984/85	1982/83	1983/84	1984/85	1983	1984	1985
TOTAL ONTARIO	6923	7067	6411	2741	2746	2398	6859	7125	6740	2592	2534	2205
York	2272	2328	2130	632	710	605	2044	2350	2231	826	804	703
REMAINDER OF ONTARIO	4651	4739	4281	2109	2036	1793	4815	4775	4509	1766	1730	1502
Algoma	97	135	106	53	59	48	117	137	100	60	58	64
Brant	71	67	50	15	38	20	56	81	59	44	30	21
Bruce	24	26	21	1	13	14	11	30	24	16	12	9
Cochrane	84	84	65	38	36	22	94	79	69	12	17	13
Dufferin	22	27	8	16	9	5	30	25	12	5	7	3
Durham	159	153	190	69	72	71	143	165	127	80	68	131
Elgin	42	50	38	24	33	17	36	51	43	18	17	12
Essex	355	315	264	185	157	123	427	354	288	82	43	19
Frontenac	73	79	79	28	20	37	69	69	97	16	26	8
Grey	33	31	28	19	23	10	36	39	19	15	7	16
Haldimand	27	26	34	17	17	19	22	29	34	10	7	7
Halton	143	147	157	66	59	77	130	141	174	26	32	15
Hamilton-Wentworth	394	393	315	113	161	93	351	427	322	200	166	159
Hastings	94	87	87	21	20	34	84	95	99	44	36	24
Huron	38	43	43	16	24	18	36	43	48	14	14	9
Kenora	26	26	24	16	10	15	32	22	29	3	7	2
Kent	73	87	74	40	41	31	100	88	90	26	25	9
Lambton	137	147	147	63	83	73	142	150	162	49	46	31
Lanark	15	21	9	6	6	7	12	21	11	5	5	3
Leeds & Grenville	48	60	29	24	20	23	51	53	42	12	19	6
Lennox & Addington	17	17	15	7	7	10	18	14	17	3	6	4
Manitoulin	2	2	3	1	-	1	2	3	3	1	-	-
Middlesex	473	442	437	179	124	132	453	409	418	130	163	182
Muskoka	15	12	17	9	6	9	15	13	24	9	8	1
Niagara North	126	144	118	20	52	37	98	130	119	97	111	110
Niagara South	110	124	92	35	39	53	97	108	136	60	76	32
Nipissing	56	58	57	43	18	15	81	56	57	18	20	20
Norfolk	44	37	38	19	13	21	35	33	40	14	18	16
Northumberland	22	27	22	6	13	10	22	25	28	8	10	4
Ottawa-Carleton	321	343	308	267	206	156	582	380	333	125	88	63
Oxford	42	53	36	15	18	8	53	48	39	14	19	16
Parry Sound	25	25	15	11	19	9	25	28	18	8	5	2
Peel	223	263	226	98	99	94	216	267	214	45	41	53
Perth	29	25	28	11	9	1	26	27	23	8	6	11
Peterborough	70	89	75	35	47	26	65	83	99	28	34	10
Prescott & Russell	32	25	19	20	18	13	27	28	18	9	6	7
Prince Edward	26	24	21	13	10	14	24	21	24	5	8	5
Rainy River	12	18	35	13	13	9	15	17	36	2	3	2
Renfrew	51	44	64	16	22	17	34	60	53	34	18	29
Simcoe	147	141	121	77	72	61	136	134	128	68	75	68
Stormont, Dundas & Glengarry	55	67	47	35	23	18	71	67	46	14	14	15
Sudbury	201	170	161	86	67	66	195	176	168	51	45	38
Thunder Bay	85	59	58	61	26	25	86	59	55	2	2	5
Timiskaming	41	33	36	17	20	18	38	37	36	8	4	4
Victoria & Haliburton	26	31	34	12	22	17	17	30	40	19	20	14
Waterloo	276	295	252	113	117	120	262	270	310	189	214	156
Wellington	94	84	58	37	21	27	96	75	70	6	15	3
York Region	75	83	120	23	34	49	47	78	108	54	59	71

NOTES: (1) Includes Motor Vehicle Accident Actions and Other Actions, except M.C.A. Divorce and Mechanics Lien Actions.
(2) Includes cases disposed in the following manners: Trials, Settled before/during Trial, and Struck off the List.

Source: Supreme, County and Surrogate Courts (Monthly Statistical Report) submitted through the Local Registrar's Office

2485A/205A/27

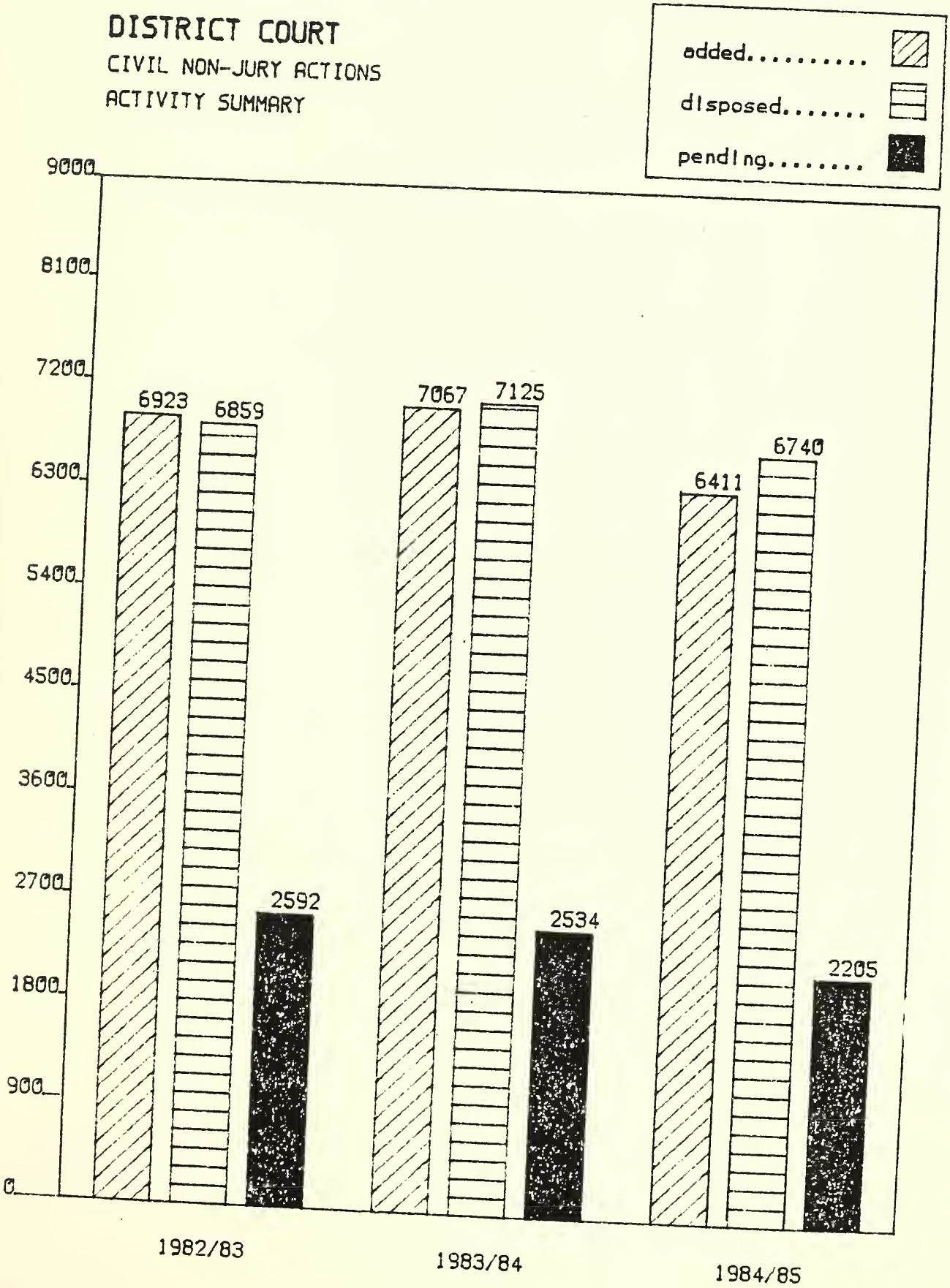
DISTRICT COURT
CIVIL NON-JURY ACTIONS
ACTIVITY SUMMARY
added.....
disposed.....
pending.....
9000
8100
7200
6300
5400
4500
3600
2700
1800
900
0
6923
6859
2592
7067
7125
2534
6411
6740
2205
1982/83
1983/84
1984/85

TABLE II.9
COUNTY OR DISTRICT COURT
MCA* DIVORCE
ACTIVITY SUMMARY

Judicial District County, or District	Cases Added To Lists			Cases Disposed From Lists: Trials			Cases Disposed From Lists: Total(1)			Pending As of March 31		
	1982/83	1983/84	1984/85	1982/83	1983/84	1984/85	1982/83	1983/84	1984/85	1983	1984	1985
TOTAL ONTARIO	23070	22663	20888	22184	21460	19917	23275	22661	21496	2612	2614	2006
York	7277	7093	6483	6936	6496	6199	7452	6979	6717	610	724	490
REMAINDER OF ONTARIO	15793	15570	14405	15248	14964	13718	15823	15682	14779	2002	1890	1516
Algoma	386	436	383	355	442	373	364	456	378	52	32	37
Brant	305	324	283	309	330	282	311	334	283	29	19	19
Bruce	110	107	74	102	110	74	104	111	76	12	8	6
Cochrane	229	204	195	200	215	185	209	219	189	32	17	23
Dufferin	56	48	42	51	47	34	52	52	38	5	1	5
Durham	929	850	846	862	848	781	915	904	834	179	125	137
Elgin	215	198	195	199	194	173	216	206	191	24	16	20
Essex	797	916	852	818	873	838	854	913	869	97	100	83
Frontenac	375	352	311	387	339	307	409	347	317	20	25	19
Grey	201	158	141	198	170	147	202	170	152	31	19	8
Haldimand	59	43	35	56	45	35	56	45	36	6	4	3
Halton	501	525	448	495	501	441	509	517	458	53	61	51
Hamilton-Wentworth (2)	-	-	-	-	-	-	-	-	-	-	-	-
Hastings	379	405	374	354	368	379	374	386	404	54	73	43
Huron	106	86	74	103	79	80	105	82	81	9	13	6
Kenora	113	95	112	120	93	100	123	95	107	10	10	15
Kent	367	284	255	351	299	236	360	305	246	54	33	42
Lambton	354	350	356	352	333	337	365	347	357	41	44	43
Lanark	116	103	111	117	100	104	119	101	106	4	6	11
Leeds & Grenville	228	257	237	209	248	225	223	257	239	16	16	14
Lennox & Addington	70	72	69	76	69	71	80	69	71	3	6	4
Manitoulin	7	16	7	7	15	7	7	15	7	-	1	1
Middlesex	937	925	885	934	907	867	958	935	928	125	115	72
Muskoka	108	122	107	102	115	104	104	123	106	12	11	12
Niagara North	549	484	439	536	420	422	562	448	455	68	104	88
Niagara South	649	569	425	618	527	468	639	536	491	72	105	39
Nipissing	198	205	190	216	214	190	218	215	196	23	13	7
Norfolk	172	173	158	168	174	156	170	176	159	10	7	6
Northumberland	166	140	144	159	141	135	170	144	143	12	8	9
Ottawa-Carleton	1531	1662	1527	1487	1657	1404	1487	1662	1594	207	207	140
Oxford	180	202	188	163	192	170	179	201	195	23	24	17
Parry Sound	42	44	61	36	47	61	39	48	61	9	5	5
Peel	1307	1213	1135	1257	1134	1026	1339	1210	1098	193	196	233
Perth	114	99	102	114	99	93	116	100	95	6	5	12
Peterborough	311	312	297	293	288	274	309	307	297	19	24	24
Prescott & Russell	60	43	42	76	29	58	77	31	58	5	17	1
Prince Edward	56	51	53	51	53	56	53	53	58	10	8	3
Rainy River	55	40	63	50	42	42	58	45	60	5	-	3
Renfrew	204	194	205	200	194	192	202	195	199	12	11	17
Simcoe	541	521	467	539	521	476	546	533	501	75	63	29
Stormont, Dundas & Glengarry	210	173	156	209	177	159	210	179	160	15	9	5
Sudbury	392	405	377	389	408	379	395	413	387	48	40	30
Thunder Bay	365	423	321	324	169	61	384	422	328	23	24	17
Timiskaming	57	66	64	51	64	65	51	69	67	7	4	1
Victoria & Haliburton	115	105	102	108	108	106	112	111	108	20	14	8
Waterloo	872	894	796	821	879	870	834	894	894	149	149	51
Wellington	303	288	281	277	282	277	294	288	282	31	31	30
York Region	396	388	420	349	405	398	360	413	420	92	67	67

NOTES:
* Matrimonial Causes Actions.
(1) Includes cases disposed in the following manners: Trials, Settled before/during Trial and Struck off the List.
(2) Divorce matters are heard in the Unified Family Court. Information available upon request.

Source: Supreme, County and Surrogate Courts (Monthly Statistical Report) submitted through the Local Registrar's Office

2485A/205A/28

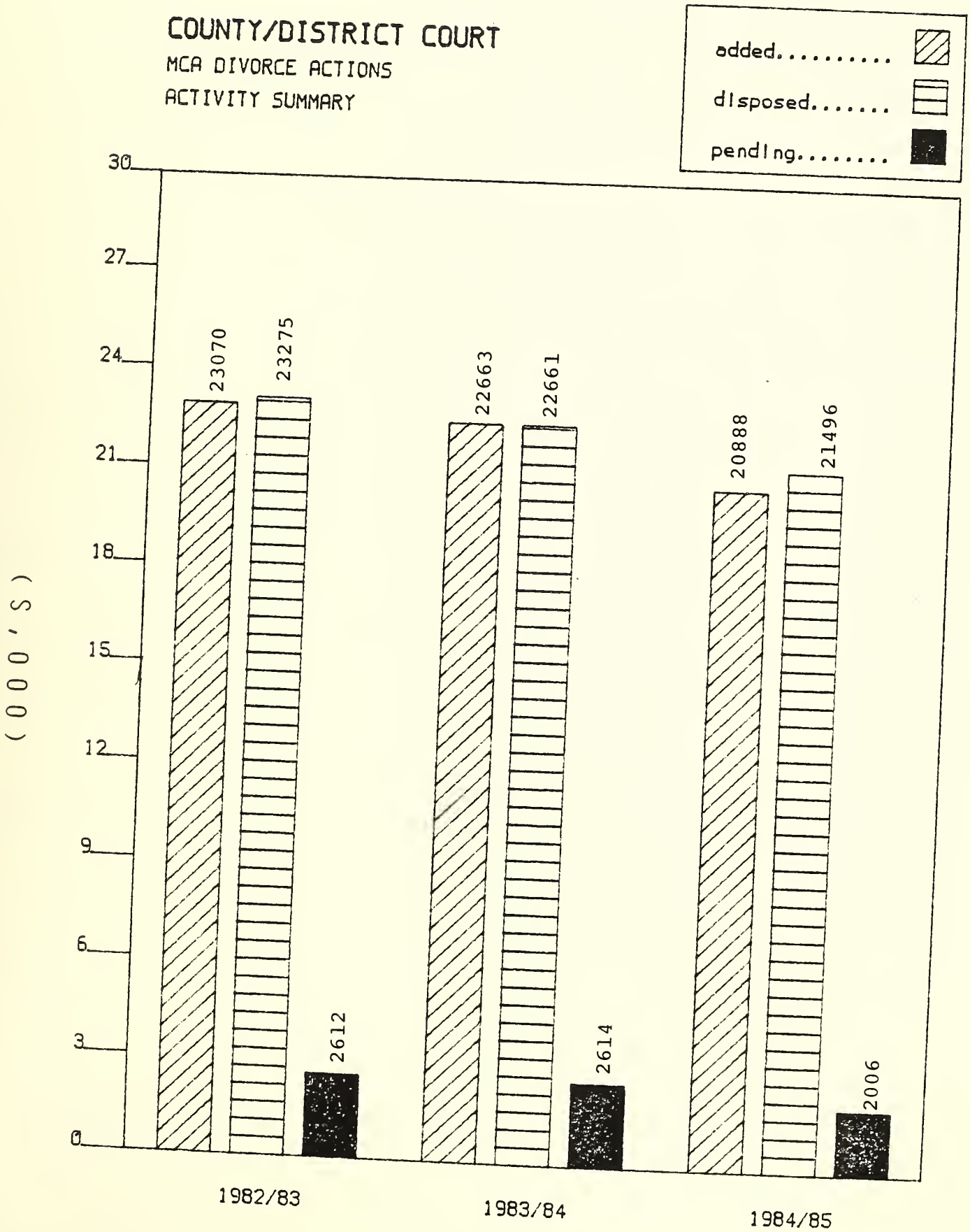
COUNTY/DISTRICT COURT
MCA DIVORCE ACTIONS
ACTIVITY SUMMARY
added.....
disposed.....
pending.....
(000'S)
30
27
24
21
18
15
12
9
6
3
0
23070
23275
2612
22663
22661
2614
20888
21496
2006
1982/83
1983/84
1984/85

TABLE II.10
COUNTY OR DISTRICT COURT
CONSTRUCTION LIEN ACT
ACTIVITY SUMMARY

Judicial District County, or District	Cases Added To Lists			Cases Disposed From Lists: Trials			Cases Disposed From Lists: Total(1)			Pending As of March 31		
	1982/83	1983/84	1984/85	1982/83	1983/84	1984/85	1982/83	1983/84	1984/85	1983	1984	1985
TOTAL ONTARIO	..	..	..	..	..	..	..	..	..	..	..	..
York	..	..	..	..	..	..	..	..	..	..	..	..
REMAINDER OF ONTARIO	778	510	392	364	270	197	794	628	462	385	267	197
Algoma	39	37	21	4	3	1	46	40	19	10	7	9
Brant	11	2	7	6	4	3	6	5	5	7	4	6
Bruce	3	4	2	1	-	2	2	2	4	1	3	1
Cochrane	-	-	2	-	-	-	-	-	-	-	-	2
Dufferin	4	1	2	-	2	1	4	2	2	1	-	-
Durham	56	34	17	10	19	8	38	64	18	57	27	26
Elgin	5	1	5	1	2	-	5	9	1	8	-	4
Essex	28	19	21	31	7	13	44	26	16	9	2	7
Frontenac	14	12	-	8	11	-	20	15	-	3	-	-
Grey	4	3	2	1	2	2	9	4	3	3	2	1
Haldimand	5	-	-	2	2	-	4	2	-	2	-	-
Halton	73	26	24	30	21	18	68	45	39	37	18	3
Hamilton-Wentworth	39	30	25	7	13	3	25	57	22	51	24	27
Hastings	1	5	-	-	1	2	-	3	7	6	8	1
Huron	9	7	2	3	4	1	7	9	3	3	1	-
Kenora	9	-	2	9	-	-	9	-	-	-	-	2
Kent	12	4	1	4	1	1	8	4	3	4	4	2
Lambton	34	40	19	34	40	19	34	40	19	-	-	-
Lanark	5	1	-	2	1	-	6	1	-	-	-	-
Leeds & Grenville	4	3	-	1	2	1	7	3	1	1	1	-
Lennox & Addington	1	-	5	1	-	-	1	-	5	-	-	-
Manitoulin	-	1	1	-	-	1	-	-	2	-	1	-
Middlesex	24	13	16	6	10	6	20	18	17	11	6	5
Muskoka	5	6	5	4	1	3	7	18	7	15	3	1
Niagara North	10	12	5	6	5	5	12	8	8	9	13	10
Niagara South	20	9	3	9	8	3	17	10	4	8	7	6
Nipissing	2	2	-	2	2	-	2	2	-	-	-	-
Norfolk	4	-	-	4	2	-	5	2	-	2	-	-
Northumberland	4	1	3	1	-	-	6	1	4	1	1	-
Ottawa-Carleton	23	24	24	35	19	18	47	22	24	6	8	8
Oxford	3	8	3	2	4	1	5	8	2	1	1	2
Parry Sound	5	3	-	3	2	-	7	3	-	-	-	-
Peel	109	63	38	18	25	11	97	82	52	53	34	20
Perth	-	2	-	2	1	-	2	2	-	-	-	-
Peterborough	5	2	2	2	3	2	5	3	5	4	3	-
Prescott & Russell	1	-	3	3	-	2	4	-	3	-	-	-
Prince Edward	3	-	2	1	-	2	3	1	3	2	1	-
Rainy River	-	2	6	-	2	-	-	2	6	-	-	-
Renfrew	-	1	8	-	-	4	1	-	6	-	1	3
Simcoe	37	33	27	15	6	27	39	22	40	5	16	3
Stormont, Dundas & Glengarry	-	6	1	-	1	-	1	5	2	-	1	-
Sudbury	17	7	9	18	9	6	19	10	6	4	1	4
Thunder Bay	7	-	-	5	-	-	8	-	-	-	-	-
Timiskaming	3	8	3	2	4	-	2	8	4	1	1	-
Victoria & Haliburton	1	4	2	1	3	1	1	3	3	-	1	-
Waterloo	45	25	14	54	24	16	54	24	16	2	3	1
Wellington	12	4	10	2	2	2	18	5	8	2	1	3
York Region	82	45	50	14	2	12	69	38	73	56	63	40

NOTES: (1) Includes cases disposed in the following manners: Trials, Settled before/during Trial and Struck off the List.

Source: Supreme, County and Surrogate Courts (Monthly Statistical Report) submitted through the Local Registrar's Office

2485A/205A/29

TABLE II.11
COUNTY OR DISTRICT COURT
EXAMINATIONS FOR DISCOVERY

Judicial District County, or District	Appointments Made 1982/83	1983/84	1984/85	Appointments Held 1982/83	1983/84	1984/85
TOTAL ONTARIO	..	..	..	..	..	..
York	..	..	..	..	..	..
REMAINDER OF ONTARIO	19398	19743	17794	12091	12042	10817
Algoma	912	819	586	491	623	536
Brant	509	487	413	302	287	251
Bruce	131	137	191	75	90	126
Cochrane	-	7	63	-	12	45
Dufferin	222	244	184	146	143	146
Durham	1057	1012	970	685	704	629
Elgin	262	273	270	164	162	128
Essex	111	134	142	68	62	62
Frontenac	587	581	393	335	318	206
Grey	182	206	179	112	83	92
Haldimand	104	117	115	65	69	60
Halton	979	994	980	521	588	531
Hamilton-Wentworth	..	80	..	..	..	..
Hastings	475	433	394	295	258	219
Huron	250	223	221	113	97	83
Kenora	201	223	170	144	132	106
Kent	383	409	245	194	238	131
Lambton	581	597	557	324	358	383
Lanark	79	64	62	63	48	42
Leeds & Grenville	283	333	283	189	164	132
Lennox & Addington	55	31	38	36	26	18
Manitoulin	21	19	13	10	13	9
Middlesex	1903	1977	1705	1402	1392	1229
Muskoka	158	120	91	70	69	44
Niagara North	..	..	..	..	..	..
Niagara South	688	762	580	443	393	315
Nipissing	311	267	174	295	204	115
Norfolk	195	202	196	127	122	121
Northumberland	150	143	124	100	100	89
Ottawa-Carleton	..	..	..	..	..	..
Oxford	268	249	201	155	151	109
Parry Sound	100	175	166	66	77	68
Peel	1625	2016	2100	874	1100	1224
Perth	185	181	160	111	100	79
Peterborough	619	422	424	390	307	330
Prescott & Russell	143	150	132	92	96	87
Prince Edward	56	29	29	51	28	27
Rainy River	48	60	36	42	44	32
Renfrew	181	194	178	122	116	109
Simcoe	807	912	806	422	435	321
Stormont, Dundas & Glengarry	276	315	261	183	177	150
Sudbury	793	658	658	586	520	505
Thunder Bay	816	767	630	362	374	323
Timiskaming	201	211	178	152	153	131
Victoria & Haliourton	158	142	156	90	87	69
Waterloo	1265	1123	1085	960	921	796
Wellington	541	511	543	301	317	305
York Region	527	734	712	363	284	284

NOTES:

Source: Supreme, County and Surrogate Courts (Monthly Statistical Report) submitted through the Local Registrar's Office

2485A/205A/30

TABLE II.12
COUNTY OR DISTRICT COURT
PARTY + PARTY TAXATIONS (1)

Judicial District County, or District	Appointments Made 1982/83	1983/84	1984/85	Appointments Held 1982/83	1983/84	1984/85
TOTAL ONTARIO	3079	3072	2690	4303	3793	3362
York	948	920	679	2339	1918	1602
REMAINDER OF ONTARIO	2131	2152	2011	1964	1875	1760
Algoma	50	33	25	59	53	37
Brant	22	24	18	18	19	18
Bruce	15	13	11	15	13	10
Cochrane	24	19	27	10	13	22
Dufferin	13	9	11	8	9	11
Durham	51	36	59	30	31	33
Elgin	51	39	36	41	28	29
Essex	214	174	120	214	174	120
Frontenac	23	27	13	22	20	9
Grey	5	4	3	4	4	3
Haldimand	5	4	1	4	3	-
Halton	142	150	202	141	155	197
Hamilton-Wentworth	67	79	89	55	70	74
Hastings	32	33	16	27	25	10
Huron	22	10	5	21	7	5
Kenora	11	2	5	8	1	5
Kent	20	19	15	18	18	15
Lambton	48	38	28	31	33	37
Lanark	1	3	1	1	1	2
Leeds & Grenville	19	18	33	18	16	30
Lennox & Addington	3	3	4	3	1	2
Manitoulin	5	5	3	5	5	3
Middlesex	234	234	172	234	234	172
Muskoka	7	4	2	-	3	3
Niagara North	20	22	21	13	17	13
Niagara South	18	215	219	35	162	153
Nipissing	83	112	118	81	111	118
Norfolk	104	108	85	104	104	82
Northumberland	3	5	4	2	6	9
Ottawa-Carleton	108	144	96	98	118	81
Oxford	20	16	9	18	14	10
Parry Sound	8	10	7	7	9	7
Peel	65	148	81	49	53	62
Perth	9	14	6	9	17	4
Peterborough	19	29	48	19	29	15
Prescott & Russell	1	-	1	-	-	1
Prince Edward	3	10	-	3	10	-
Rainy River	3	3	4	3	3	4
Renfrew	5	5	9	5	5	9
Simcoe	22	33	69	25	23	57
Stormont, Dundas & Glengarry	35	30	21	35	30	21
Sudbury	53	35	39	52	32	38
Thunder Bay	145	102	71	114	79	62
Timiskaming	11	3	6	11	3	6
Victoria & Haliburton	18	7	23	18	7	23
Waterloo	246	77	114	233	66	83
Wellington	31	24	30	27	21	24
York Region	17	20	31	16	20	31

NOTES: (1) Includes taxations arising out of trials and motions only.

Source: Supreme, County and Surrogate Courts (Monthly Statistical Report) submitted through the Local Registrar's Office

2485A/205A/31

TABLE II.13
COUNTY OR DISTRICT COURT
LANDLORD AND TENANT ACT 1970, AMENDED 1972

Judicial District County, or District	Appointments Made 1982/83	1983/84	1984/85	Resolutions 1982/83	1983/84	1984/85
TOTAL ONTARIO	20023	19728	21098	20545	20568	21818
York	11691	10847	10980	12930	12255	12346
REMAINDER OF ONTARIO	8332	8881	10118	7615	8313	9472
Algoma	77	64	98	60	42	59
Brant	174	129	144	174	129	152
Bruce	13	15	11	10	11	9
Cochrane	46	104	30	27	85	25
Dufferin	21	26	29	16	17	27
Durham	480	410	621	395	441	643
Elgin	58	79	53	57	82	60
Essex	309	356	545	250	298	396
Frontenac	184	206	207	176	211	206
Grey	39	22	33	35	21	33
Haldimand	12	14	14	12	14	14
Halton	340	295	284	335	295	239
Hamilton-Wentworth	1020	1001	1190	861	889	1032
Hastings	103	120	171	89	111	141
Huron	10	12	10	8	7	8
Kenora	8	17	25	7	17	25
Kent	41	63	79	35	48	65
Lambton	92	90	103	81	90	104
Lanark	20	16	25	20	13	21
Leeds & Grenville	23	38	49	21	30	32
Lennox & Addington	26	30	28	21	27	25
Manitoulin	-	-	-	-	-	-
Middlesex	561	571	729	573	530	709
Muskoka	9	16	16	12	15	12
Niagara North	158	161	161	111	111	118
Niagara South	161	246	196	107	141	184
Nipissing	46	45	39	46	45	40
Norfolk	15	25	35	15	25	35
Northumberland	34	28	43	24	26	32
Ottawa-Carleton	1030	1150	1323	1034	1169	1333
Oxford	40	44	78	43	34	51
Parry Sound	14	14	10	7	8	9
Peel	1825	1982	2115	1761	1993	2126
Perth	22	28	27	13	17	18
Peterborough	97	98	96	75	85	87
Prescott & Russell	16	14	23	15	10	22
Prince Edward	13	6	7	13	5	7
Rainy River	12	14	11	12	13	11
Renfrew	20	18	17	19	12	19
Simcoe	168	223	241	157	210	207
Stormont, Dundas & Glengarry	33	50	62	38	49	65
Sudbury	134	143	150	90	94	81
Thunder Bay	131	164	133	99	133	121
Timiskaming	12	12	14	8	12	14
Victoria & Haliburton	31	14	16	26	14	12
Waterloo	411	380	518	396	397	543
Wellington	86	111	105	63	105	105
York Region	157	217	204	168	182	195

Source: Supreme, County and Surrogate Courts (Monthly Statistical Report) submitted through the Local Registrar's Office

2485A/205A/32

PART III

SURROGATE COURT

TABLE III.1
SURROGATE COURT
APPLICATIONS FILED UNDER
PROBATES, ADMINISTRATION AND GUARDIANSHIP

Judicial District County, or District	Probates and Administration 1982/83	1983/84	1984/85	Guardianship 1982/83	1983/84 (2)	1984/85 (2)	Total 1982/83	1983/84	1984/85
TOTAL ONTARIO	30009	29591	30226	459	123	51	30468	29714	30277
York	7885	7381	7729	226	-	-	8111	7381	7729
REMAINDER OF ONTARIO	22124	22210	22497	233	123	51	22357	22333	22548
Algoma	264	269	317	1	1	1	265	270	318
Brant	475	449	465	6	2	-	481	451	465
Bruce	349	310	350	1	1	-	350	311	350
Cochrane	188	178	172	-	2	-	188	180	172
Dufferin	131	138	169	1	-	-	132	138	169
Durham	736	751	798	4	-	-	740	751	798
Elgin	342	309	327	-	-	-	342	309	327
Essex	1149	1108	1086	5	1	-	1154	1109	1086
Frontenac	355	354	377	1	-	-	356	354	377
Grey	465	498	487	1	1	1	466	499	488
Haldimand	146	133	152	5	1	-	151	134	152
Halton	601	611	637	3	1	1	604	612	638
Hamilton-Wentworth (1)	1427	1445	1418	-	-	-	1427	1445	1418
Hastings	338	334	331	5	-	-	343	334	331
Huron	327	338	329	-	-	-	327	338	329
Kenora	195	168	157	-	-	-	195	168	157
Kent	526	458	491	1	1	-	527	459	491
Lambton	418	460	454	1	-	-	419	460	454
Lanark	241	240	221	5	1	27	246	241	248
Leeds & Grenville	400	373	357	2	2	4	402	375	361
Lennox & Addington	81	83	93	-	-	-	81	83	93
Manitoulin	42	44	44	-	-	-	42	44	44
Middlesex	1283	1242	1189	12	3	2	1295	1245	1191
Muskoka	217	187	225	1	13	-	218	200	225
Niagara North	613	661	729	2	-	-	615	661	729
Niagara South	972	919	848	7	5	1	979	924	849
Nipissing	161	198	176	5	1	-	166	199	176
Norfolk	302	267	247	2	-	-	304	267	247
Northumberland	331	326	299	1	-	1	332	326	300
Ottawa-Carleton	1559	1714	1795	56	-	1	1615	1714	1796
Oxford	370	379	323	-	-	-	370	379	323
Parry Sound	175	179	167	-	-	1	175	179	168
Peel	782	780	855	32	3	2	814	783	857
Perth	368	350	342	1	-	1	369	350	343
Peterborough	351	385	455	1	-	-	352	385	455
Prescott & Russell	174	186	166	6	-	-	180	186	166
Prince Edward	95	80	118	-	-	-	95	80	118
Rainy River	68	86	99	-	1	-	68	87	99
Renfrew	314	356	338	1	-	2	315	356	340
Simcoe	870	931	941	4	2	-	874	933	941
Stormont, Dundas & Glengarry	364	409	399	1	-	4	365	409	403
Sudbury	458	507	456	4	-	-	462	507	456
Thunder Bay	543	550	492	2	1	-	545	551	492
Timiskaming	168	184	160	1	1	-	169	185	160
Victoria & Haliburton	226	203	195	-	-	2	226	203	197
Waterloo	916	857	962	13	79	-	929	936	962
Wellington	532	523	565	4	-	-	536	523	565
York Region	716	700	724	35	-	-	751	700	724

NOTES: (1) Guardianship Applications handled by the Unified Family Court in Hamilton.
(2) In October, 1982 the Children's Law Reform Act revised the definition of the term "Guardianship". Now refers only to the property of the child. Does not refer to custody of the child.

Source: Supreme, County and Surrogate Courts (Monthly Statistical Report) submitted through the Local Registrar's Office

2485A/205A/33

PART IV

SHERIFF'S OFFICES

TABLE IV.1
SHERIFF'S REPORT
JURORS DRAFTED AND NAMES SEARCHED

Judicial District County, or District	Jurors Drafted 1982/83	Jurors Drafted 1983/84	Jurors Drafted 1984/85	Names Searched 1982/83	Names Searched 1983/84	Names Searched 1984/85
TOTAL ONTARIO	61587	61829	63482	2270750	2690435	2633482
York	8169	7878	7922	675590	799708	722666
REMAINDER OF ONTARIO	53418	53951	55560	1595160	1890727	1910816
Algoma	687	1127	863	15973	19761	22323
Brant	454	360	451	28188	32214	32175
Bruce	342	282	431	17113	17609	15290
Cochrane	1231	1100	887	1906	2608	2438
Dufferin	477	247	413	18505	20958	18819
Durham	1044	1429	1439	55604	69012	67520
Elgin	464	639	662	15504	18692	17407
Essex	3763	4498	3186	61176	73926	78893
Frontenac	989	1141	877	23282	29025	34857
Grey	326	334	455	25464	28950	27738
Haldimand	209	219	571	9636	10725	10772
Halton	1955	2276	2501	47093	57577	51739
Hamilton Wentworth	4967	4721	4657	166279	190831	199125
Hastings	1250	1748	960	26473	34999	37607
Huron	254	294	254	13859	16550	14361
Kenora	350	798	485	1652	1925	2166
Kent	469	394	353	21519	23286	24478
Lambton	748	608	657	36281	44351	41096
Lanark	511	260	256	12572	14987	15584
Leeds & Grenville	331	287	286	20347	23457	24951
Lennox & Addington	637	340	824	14054	15107	18173
Manitoulin	147	170	247	1997	2069	1721
Middlesex	5838	5404	5289	71335	86798	88607
Muskoka	230	352	666	16085	16769	20054
Niagara North	1582	1404	2252	33027	46424	51201
Niagara South	1890	2056	2064	40213	47744	51859
Nipissing	475	791	1055	5546	7483	7749
Norfolk	185	324	289	14220	15248	15598
Northumberland	920	637	536	19691	21857	23879
Ottawa-Carleton	3800	2950	2810	112890	149940	154340
Oxford	331	360	475	22907	14614	16169
Parry Sound	325	294	674	6467	8122	8177
Peel	3007	3011	3301	95253	118865	108331
Perth	361	277	652	13164	16385	15139
Peterborough	564	562	740	32214	36748	40051
Prescott & Russell	360	473	531	13997	17392	18895
Prince Edward	294	389	284	5158	6700	6395
Rainy River	19	61	152	409	414	269
Renfrew	400	540	610	19467	22077	22068
Simcoe	2476	3129	3218	124193	138094	133089
Stormont, Dundas & Glengarry	210	505	430	19125	23141	21618
Sudbury	1444	1547	954	4422	4871	5778
Thunder Bay	1240	1427	1455	22338	31490	29785
Timiskaming	357	288	399	1218	1219	1230
Victoria & Haliburton	343	530	599	27273	33906	33341
Waterloo	1275	1110	1060	92714	106055	119111
Wellington	734	719	978	44350	51125	52225
York Region	3153	1539	2372	103007	118627	106625

NOTES:

Source: Sheriff's Monthly Statistical Report

2485A/205A/34

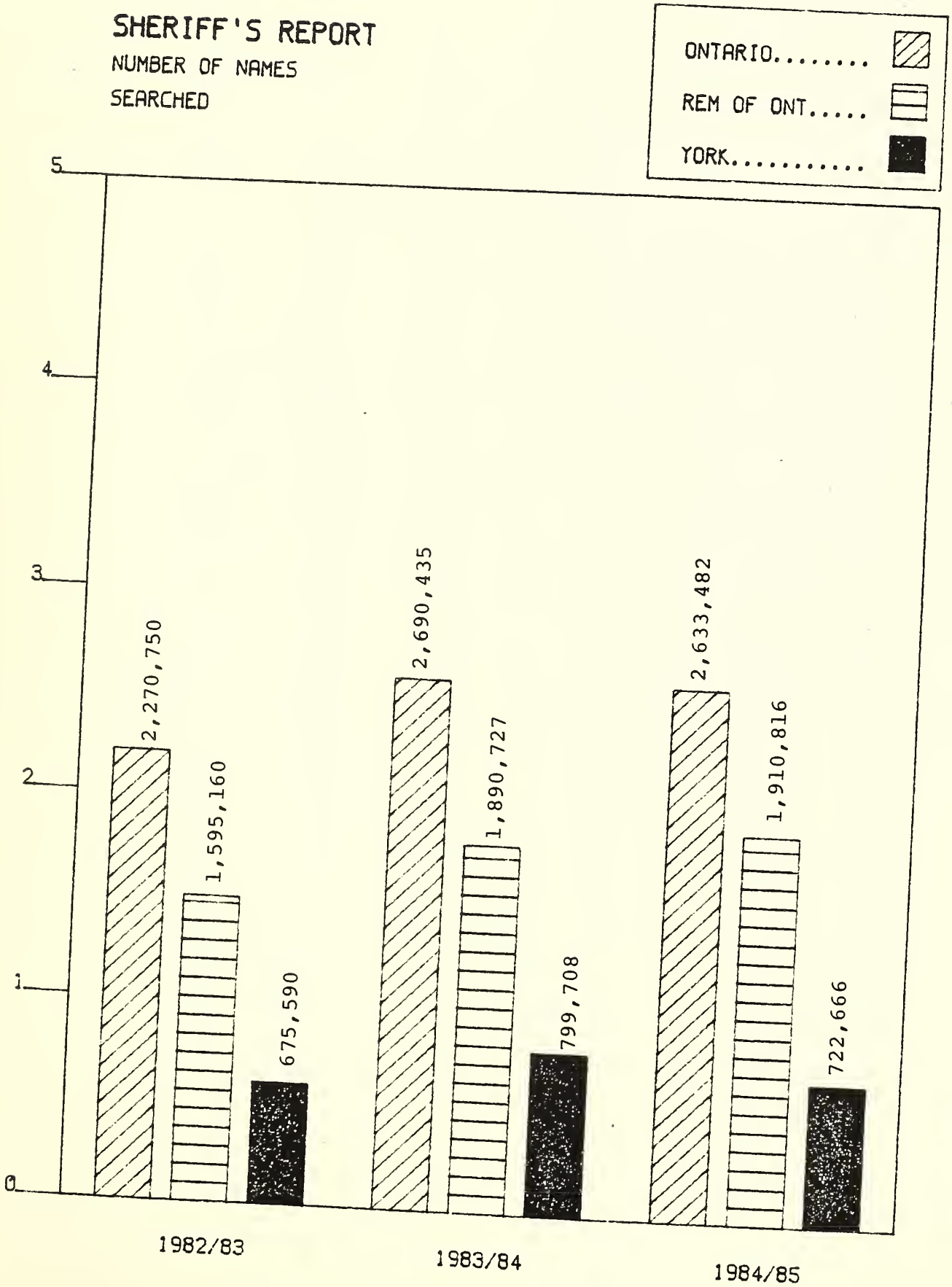
SHERIFF'S REPORT
NUMBER OF NAMES
SEARCHED
ONTARIO.....
REM OF ONT.....
YORK.....
(MILLIONS)
5
4
3
2
1
0
2,270,750
1,595,160
675,590
2,690,435
1,890,727
799,708
2,633,482
1,910,816
722,666
1982/83
1983/84
1984/85

TABLE IV.2
SHERIFF'S REPORT
PROCESSES AND EXECUTIONS

Judicial District County, or District	Number of Processes			Number of Executions		
	1982/83	1983/84	1984/85	1982/83	1983/84	1984/85
TOTAL ONTARIO	173598	149483	131559	89579	82439	68718
York	48984	43263	37302	24977	24206	20627
REMAINDER OF ONTARIO	124614	106220	94257	64602	58233	48091
Algoma	2865	2684	2036	1235	1222	972
Brant	2948	2425	2209	845	789	661
Bruce	1174	946	864	479	363	391
Cochrane	498	532	442	790	590	579
Dufferin	831	736	614	413	383	309
Durham	6208	5346	4582	2705	2422	1955
Elgin	1390	1061	839	593	467	372
Essex	3935	3586	3144	4432	3519	2499
Frontenac	2244	1828	2234	1049	850	747
Grey	1078	1010	846	813	750	617
Haldimand	746	702	597	344	291	246
Halton	3875	3285	2873	2403	2107	1676
Hamilton-Wentworth	11978	11596	8929	5488	5813	4982
Hastings	2357	2257	2293	1097	793	695
Huron	678	550	500	550	441	368
Kenora	430	456	333	402	388	254
Kent	2790	2380	1970	1109	750	518
Lambton	2482	2655	1948	1250	990	895
Lanark	701	576	560	344	276	277
Leeds & Grenville	1624	1406	1105	602	541	410
Lennox & Addington	630	566	513	338	240	245
Manitoulin	147	140	162	100	99	73
Middlesex	12345	8060	4253	3513	2789	2155
Muskoka	1313	881	799	639	629	526
Niagara North	3177	2463	2524	1714	1415	1309
Niagara South	3593	2995	2777	2059	1799	1300
Nipissing	1802	1470	1117	1014	910	740
Norfolk	1224	1065	1052	540	493	422
Northumberland	1260	1060	1135	688	601	482
Ottawa-Carleton	4918	3721	3872	3350	3254	3301
Oxford	1542	1318	1267	597	506	451
Parry Sound	433	413	408	423	407	395
Peel	10580	9740	9959	5448	5843	4590
Perth	991	812	936	425	393	297
Peterborough	2177	1915	1752	1271	1086	875
Prescott & Russell	494	401	284	377	356	298
Prince Edward	501	428	414	243	168	153
Rainy River	490	404	449	203	179	130
Renfrew	1083	931	997	411	436	415
Simcoe	3896	3277	3974	2548	2415	1953
Stormont, Dundas & Glengarry	1676	1290	1230	625	497	384
Sudbury	2823	2760	2539	1738	1660	1373
Thunder Bay	2808	2620	2176	1283	1219	913
Timiskaming	522	577	520	383	329	296
Victoria & Haliburton	1057	1042	889	670	529	501
Waterloo	5848	4284	3726	2600	2159	1644
Wellington	2371	1953	2055	1085	804	699
York Region	4081	3617	3560	3374	3273	2748

NOTES:

Source: Sheriff's Monthly Statistical Report

2485A/205A/35

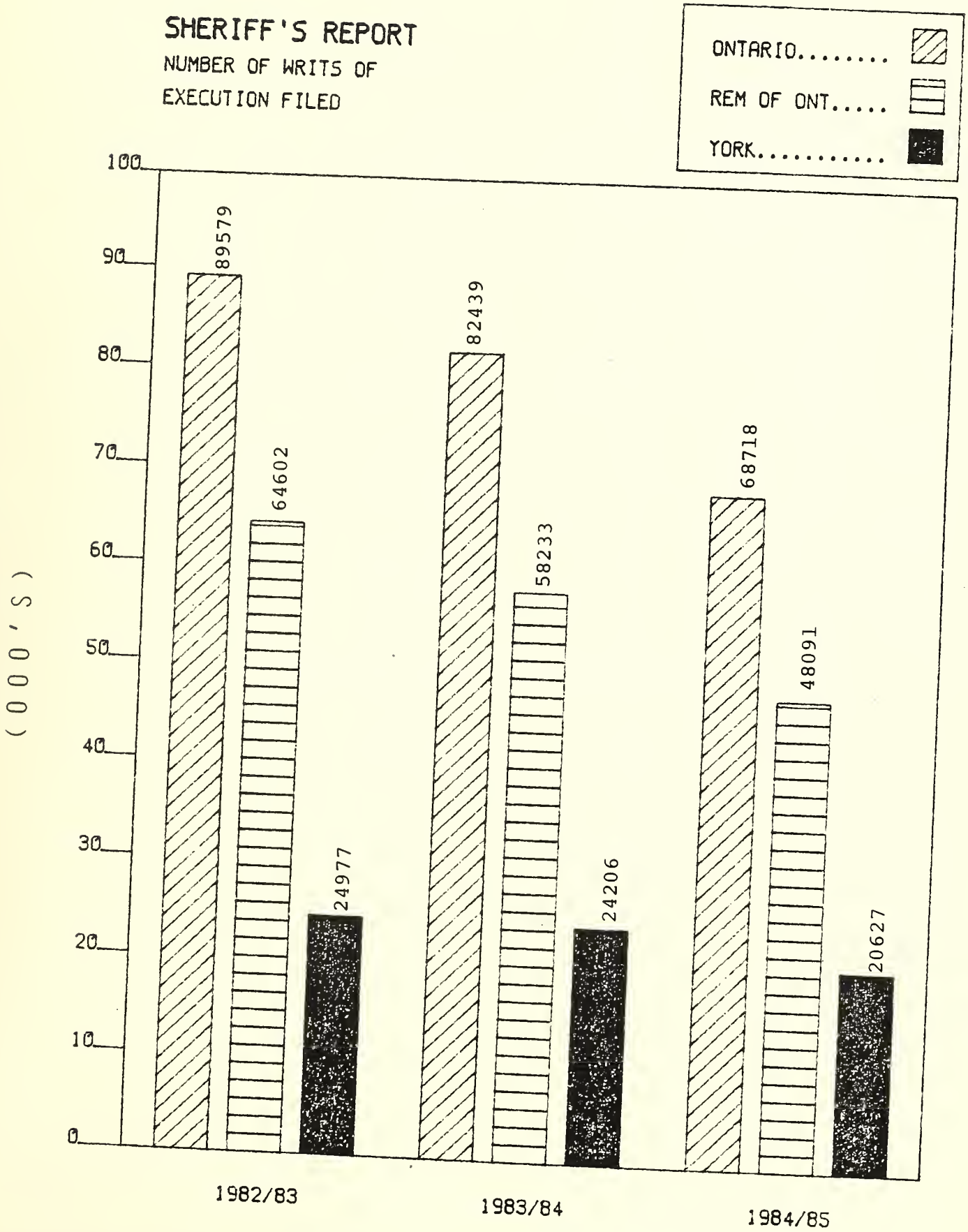
SHERIFF'S REPORT
NUMBER OF WRITS OF
EXECUTION FILED
ONTARIO.....
REM OF ONT.....
YORK.....
(000'S)
100
90
80
70
60
50
40
30
20
10
0
89579
64602
24977
82439
58233
24206
68718
48091
20627
1982/83
1983/84
1984/85

PART V

PROVINCIAL COURT

CRIMINAL AND PROVINCIAL OFFENCES

COURTS

TABLE V.1
PROVINCIAL COURT (CRIMINAL DIVISION)
TOTAL NUMBER OF PERSONS CHARGED
UNDER ALL STATUTES

Judicial District County, or District	1982/83	1983/84	1984/85
TOTAL ONTARIO	3676222	3180268	3041420
Metropolitan Toronto	1781191	1287961	1183278
REMAINDER OF ONTARIO	1895031	1892307	1858142
Algoma	28238	28812	28741
Brant	18137	19142	18841
Bruce	14586	14678	16013
Cochrane	27290	29697	31598
Dufferin	5256	5249	5442
Durham	87496	87834	86162
Elgin	19341	16699	15673
Essex	80045	85196	88386
Frontenac	44572	40633	42285
Grey	12842	12039	12531
Haldimand	6918	6420	6214
Halton	70618	60437	66853
Hamilton-Wentworth	191887	157450	168522
Hastings	27809	28992	26572
Huron	8024	7314	7722
Kenora	23366	22951	24148
Kent	27728	28609	27886
Lambton	28101	24893	31243
Lanark	8719	9833	9325
Leeds & Grenville	19878	20537	21790
Lennox & Addington	7998	8385	8654
Manitoulin	2653	2464	2774
Middlesex	86321	89242	79162
Muskoka	19643	17799	14562
Niagara North	51463	42998	41889
Niagara South	50265	46050	42683
Nipissing	20239	19182	17473
Norfolk	13831	14662	13240
Northumberland	20663	20851	22423
Ottawa-Carleton	210567	214464	195133
Oxford	17964	18831	16861
Parry Sound	8416	8296	8216
Peel	158331	215343	195244
Perth	16841	16826	17269
Peterborough	20328	23118	26328
Prescott & Russell	7560	6721	7714
Prince Edward	3546	3022	3200
Rainy River	5533	5225	5224
Renfrew	14336	13815	13223
Simcoe	67837	67334	66738
Stormont, Dundas & Glengarry	21323	21340	24333
Sudbury	35893	34247	34007
Thunder Bay	41669	40561	36285
Timiskaming	8594	9233	10510
Victoria & Haliburton	10752	10941	10869
Waterloo	93243	88065	84033
Wellington	30972	29285	34263
York Region	97399	96592	89885

NOTES:

Source: Provincial Court (Criminal Division) Statistical Report

2485A/205A/36

TABLE V.2
PROVINCIAL COURT (CRIMINAL DIVISION)
ALL STATUTES
ACTIVITY SUMMARY

Judicial District County, or District	Charges Received 1982/83	Charges Received 1983/84	Charges Received 1984/85	Charges Disposed (1) 1982/83	Charges Disposed (1) 1983/84	Charges Disposed (1) 1984/85	Prepaid Fines 1982/83	Prepaid Fines 1983/84	Prepaid Fines 1984/85
TOTAL ONTARIO	3808275	3303622	3168517	4542943	3844432	3339277	1996715	1347224	1266835
Metropolitan Toronto	1830588	1332523	1230041	2539916	1913206	1391942	1015701	393708	315380
REMAINDER OF ONTARIO	1977687	1971099	1938476	2003027	1931226	1947335	981014	953516	951455
Algoma	30791	31086	30699	31501	30955	31244	13866	14085	13945
Brant	18933	20011	20346	20657	20071	20699	9681	9326	8795
Bruce	15549	15592	16753	15925	15294	16873	9344	8833	10302
Cochrane	29249	31705	33247	29501	31987	32529	16032	17134	17881
Dufferin	5927	5875	6200	5900	6419	5942	2780	2918	2847
Durham	88836	89856	88400	90184	88266	89335	42255	41991	39051
Elgin	19903	17311	16396	20300	18698	16870	11932	10524	9053
Essex	82420	87805	91025	81438	86810	92387	40061	45575	47627
Frontenac	45898	42253	43904	47517	42084	44451	24420	21832	23157
Grey	13907	12818	13435	14055	12734	13581	8053	7521	7824
Haldimand	7369	6848	6561	7399	6930	6419	3542	3304	3280
Halton	73461	63169	69488	76984	63248	67211	35729	30660	33141
Hamilton-Wentworth	195138	160227	171354	191617	155767	172644	94910	77870	86197
Hastings	29737	31264	28449	31011	31685	28382	15898	17109	15204
Huron	8479	7564	7962	8203	7912	7998	5197	4724	4875
Kenora	24489	23771	25348	25144	24105	24473	8135	7773	8431
Kent	28564	29384	28897	28162	29259	28931	16244	16448	15402
Lambton	29527	26252	32638	29835	26314	32057	12651	11661	15246
Lanark	9329	10581	10035	9306	10391	10353	4512	5101	5113
Leeds & Grenville	20731	21222	22628	20706	21586	22127	11193	12307	12705
Lennox & Addington	8455	8915	9200	8175	8797	9483	4541	4809	5311
Manitoulin	3026	2853	3171	3103	2822	3101	674	585	757
Middlesex	89958	92329	82392	92397	89966	84382	41181	39946	36420
Muskoka	20200	18258	15046	20930	18682	14343	11450	10137	7371
Niagara North	53781	44849	43801	55483	46632	44162	27975	23167	22077
Niagara South	52353	48105	44596	53806	49097	45437	26614	24151	22613
Nipissing	21448	20546	18849	21291	20287	17975	10563	9808	8106
Norfolk	14164	15016	13656	14396	15150	13680	7830	8177	7262
Northumberland	22319	22085	23777	22683	22682	23600	11307	11713	12270
Ottawa-Carleton	216559	218893	200144	222261	206076	210106	106821	97000	97639
Oxford	18856	19675	17818	19736	19664	17944	11250	11840	9649
Parry Sound	8901	8794	8852	8780	8685	8895	4840	4950	4702
Peel	163800	220012	201030	162876	189941	195367	70724	85870	86883
Perth	17415	17584	17827	17393	17372	18082	10501	10731	11162
Peterborough	22430	25576	28558	23274	26307	28890	8996	10523	12117
Prescott & Russell	8084	7385	8226	7796	7568	8309	4422	4003	4554
Prince Edward	3751	3264	3503	3924	3484	3279	1813	1620	1370
Rainy River	5780	5478	5426	5674	5656	5546	2546	2390	2460
Renfrew	15637	15277	14599	15517	14917	14620	7736	7147	7143
Simcoe	72071	71761	70861	72935	71640	71977	37301	36566	35740
Stormont, Dundas & Glengarry	22375	22834	25987	21229	23178	25386	10405	12148	13897
Sudbury	39837	37552	37431	40688	38450	38064	18499	19240	19056
Thunder Bay	44006	43332	39100	45775	44009	39721	21064	20136	17648
Timiskaming	9349	10021	11371	9321	9940	11271	4733	5055	5604
Victoria & Haliburton	11967	12250	12157	12078	12424	12159	4986	5290	5513
Waterloo	97807	92416	88078	98696	92423	86860	54822	49934	47045
Wellington	32617	30899	35838	32887	31405	35538	17783	16917	19993
York Region	102504	100546	93417	104578	103457	94652	53202	52967	47017

NOTES: (1) "Charges Disposed" includes final in court dispositions, prepaid fines, charges transferred out, accepted drop-in guilty pleas, and fail to respond.

Source: Provincial Court (Criminal Division) Statistical Report

2485A/205A/37

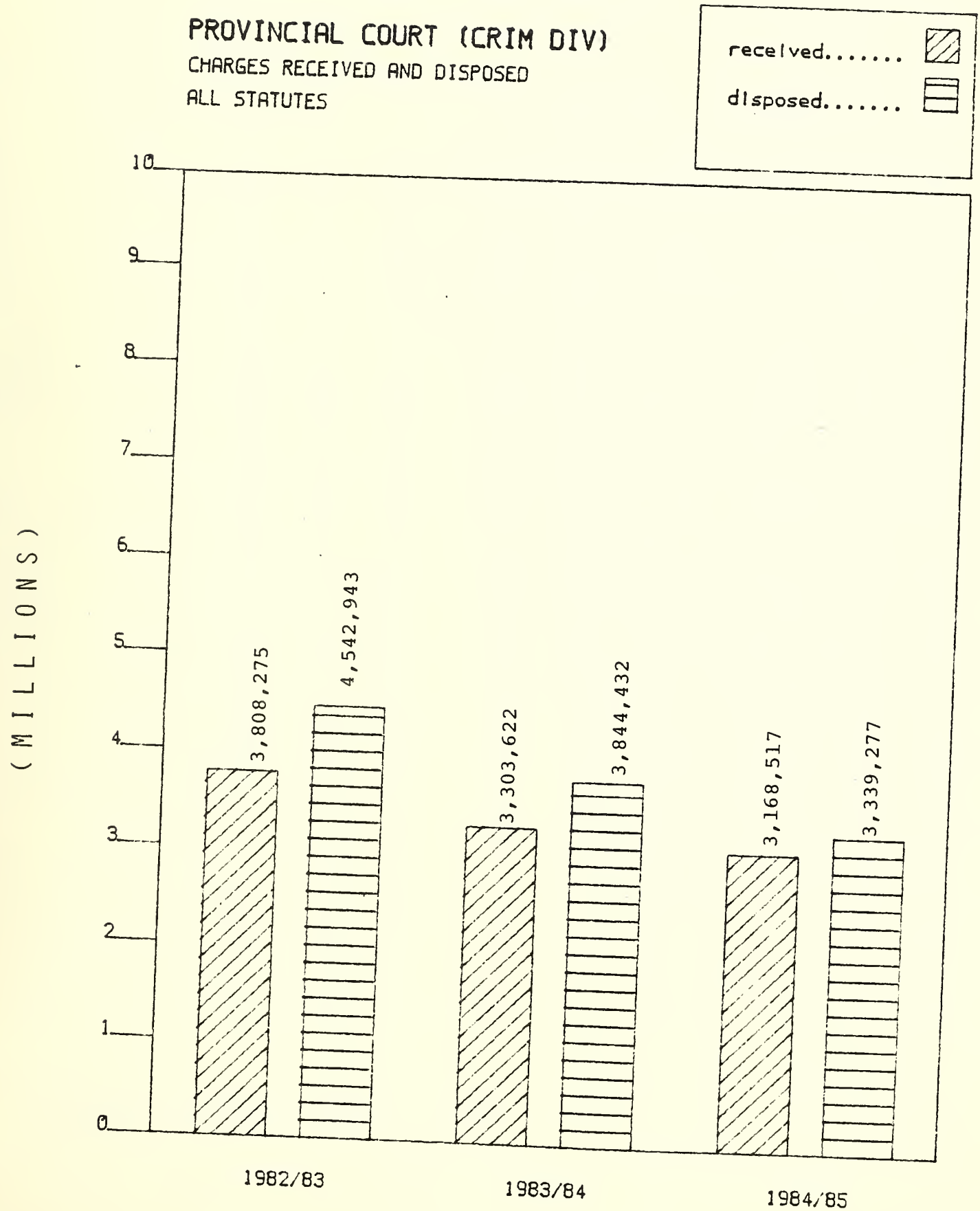
PROVINCIAL COURT (CRIM DIV)
CHARGES RECEIVED AND DISPOSED
ALL STATUTES
received.....
disposed.....
(MILLIONS)
10
9
8
7
6
5
4
3
2
1
0
3,808,275
4,542,943
3,303,622
3,844,432
3,168,517
3,339,277
1982/83
1983/84
1984/85

TABLE V.3
PROVINCIAL COURT (CRIMINAL DIVISION)
CRIMINAL CODE OF CANADA
ACTIVITY SUMMARY

Judicial District County, or District	Charges Received			Charges Disposed (1)			Pending As Of March 31		
	1982/83	1983/84	1984/85	1982/83	1983/84	1984/85	1983 (2)	1984 (2)	1985
TOTAL ONTARIO	354358	348934	355476	351416	345338	347516	73217	74246	75102
Metropolitan Toronto	112014	104497	104060	107720	99853	99642	18704	19419	24029
REMAINDER OF ONTARIO	242344	244437	251416	243696	245485	247874	54513	54827	51073
Algoma	7373	7456	7068	7437	7467	7502	1823	2012	1374
Brant	3444	3525	4477	3483	3618	4344	649	1117	995
Bruce	2528	2717	2495	2508	2708	2365	417	378	390
Cochrane	4660	4805	4337	4482	4764	4150	558	587	692
Dufferin	1371	1313	1448	1176	1627	1333	522	220	323
Durham	9986	11261	10842	10461	10439	10807	1739	2661	2360
Elgin	1936	2041	2372	2048	2382	2601	453	498	230
Essex	9721	9869	11531	9796	9846	10490	2871	2386 (3)	2800
Frontenac	4169	4324	4415	4218	4382	4345	622	527	424
Grey	2532	2018	2225	2442	2035	2125	238	251	340
Haldimand	1346	1194	1023	1325	1271	1100	253	182	94
Halton	7068	6735	6961	7642	7041	6949	1295	1386	1255
Hamilton-Wentworth	14934	14586	15503	15217	15664	14794	3936	3257	3772
Hastings	4514	5039	4412	4744	4797	4509	764	1071	1012
Huron	1146	910	878	960	1113	861	352	143	160
Kenora	3935	4015	4069	3964	4058	4032	570	720	243
Kent	3397	3409	4018	3308	3412	3880	579	517	636
Lambton	4777	4111	4318	4745	4424	4339	1124	789	818
Lanark	1692	1913	1791	1701	1904	1917	224	236	27
Leeds & Grenville	2786	2570	2790	2777	2554	2531	347	235	424
Lennox & Addington	1245	1447	1338	1207	1366	1412	123	188	108
Manitoulin	988	1001	997	978	1015	942	116	101	136
Middlesex	12235	11018	11889	12071	10776	10843	2047	2532	2683
Muskoka	1740	1564	1883	1828	1704	1903	376	308	218
Niagara North	6421	5793	5612	6829	6004	5639	1571	1618	1489
Niagara South	7241	6916	6295	7532	7165	6207	1777	1523	1505
Nipissing	3849	4108	3989	3637	3634	3738	640	599	722
Norfolk	1457	1613	1704	1516	1603	1725	143	192	227
Northumberland	3404	2814	2988	3295	3043	2994	437	388	336
Ottawa-Carleton	17361	17498	17375	15800	15357	18073	4266	5941	3943
Oxford	2742	2458	2761	2947	2534	2850	601	713	507
Parry Sound	1239	1210	1622	1282	1286	1480	325	299	425
Peel	15321	18233	20403	14784	18969	20006	7609	5791	5905
Perth	2080	2110	1992	2139	2052	2243	453	590	315
Peterborough	4909	5410	5175	5081	5490	5351	820	1016	964
Prescott & Russell	1286	1375	1217	1185	1350	1306	315	365	258
Prince Edward	729	758	791	929	760	861	71	88	-46
Rainy River	1173	1142	1055	1076	1236	1073	356	279	270
Renfrew	3271	3465	3291	2969	3239	3138	493	511	428
Simcoe	10417	11138	11493	10090	10940	11709	2652	2734	2216
Stormont, Dundas & Glengarry	3066	3516	3843	3102	3550	3548	418	398	1131
Sudbury	8573	7625	7511	9120	7399	7638	1066	1214	917
Thunder Bay	7484	8043	7976	8099	7605	8310	816	1121	582
Timiskaming	1846	1913	2174	1788	1869	2240	209	237	149
Victoria & Haliburton	2713	2896	2727	2984	3153	2773	683	524	383
Waterloo	12002	11661	12111	11872	12244	11132	2793	2645	3080
Wellington	4255	4075	4044	4170	4339	4024	627	433	514
York Region	9982	9826	10189	10952	10297	9742	3374	3306	3339

NOTES: (1) "Charges Disposed" includes final in court dispositions, prepaid fines, and charges transferred out.
(2) Offices did a physical count of active pending charges. Outstanding bench warrants are excluded.
(3) Did not perform count of pending caseload on March 31, 1984.

Source: Provincial Court (Criminal Division) Statistical Report

2485A/205A/38


PROVINCIAL COURT (CRIM DIV)
CHARGES RECEIVED AND DISPOSED
CRIMINAL CODE OF CANADA
received.....
disposed.....
500
450
400
350
300
250
200
150
100
50
0
(000'S)
354358
351416
348934
345338
355476
347516
1982/83
1983/84
1984/85

TABLE V.4
PROVINCIAL COURT (CRIMINAL DIVISION)
NARCOTICS CONTROL ACT/FOOD AND DRUG ACT
ACTIVITY SUMMARY

Judicial District County, or District	Charges Received			Charges Disposed (1)			Pending as of March 31		
	1982/83	1983/84	1984/85	1982/83	1983/84	1984/85	1983 (2)	1984 (2)	1985
TOTAL ONTARIO	21880	17945	19480	22507	17588	18609	4087	3824	4361
Metropolitan Toronto	7055	5035	5965	6532	4841	5148	1152	933	1603
REMAINDER OF ONTARIO	14825	12910	13515	15975	12747	13461	2935	2891	2758
Algoma	418	293	324	420	313	368	42	47	-6 (4)
Brant	161	143	405	178	102	383	44	51	64
Bruce	139	134	102	179	154	97	22	11	28
Cochrane	270	217	180	305	215	154	13	23	48
Dufferin	30	3	37	58	9	24	4	-	12
Durham	654	606	557	776	568	528	74	93	109
Elgin	116	69	86	130	102	101	33	14	-1 (4)
Essex	648	442	522	683	513	463	96	-3 (3)	123
Frontenac	207	96	116	237	123	130	28	19	14
Grey	137	114	142	183	121	115	4	8	32
Haldimand	38	24	29	58	21	40	3	10	-3 (4)
Halton	572	566	545	760	598	521	108	116	122
Hamilton-Wentworth	2046	1723	1659	2267	1651	1644	418	419	388
Hastings	265	295	215	273	265	164	28	39	81
Huron	30	19	12	35	18	15	3	4	2
Kenora	213	116	63	205	105	50	8	16	24
Kent	185	328	268	230	308	304	23	55	14
Lambton	361	241	302	448	292	302	56	29	26
Lanark	82	46	44	66	95	48	38	3	-3 (4)
Leeds & Grenville	232	82	157	156	150	112	68	8	49
Lennox & Addington	39	45	41	37	48	46	6	9	-1 (4)
Manitoulin	12	13	19	12	13	16	1	-	-
Middlesex	541	710	510	704	523	586	112	167	65
Muskoka	180	60	63	179	55	85	26	17	-7 (4)
Niagara North	322	200	251	283	198	259	125	66	54
Niagara South	283	248	310	309	214	309	72	87	62
Nipissing	260	246	261	252	198	238	50	54	75
Norfolk	177	77	87	183	80	81	9	1	8
Northumberland	184	159	140	232	170	126	17	10	22
Ottawa-Carleton	725	732	874	802	529	801	109	272	314
Oxford	129	147	74	163	80	131	15	86	26
Parry Sound	61	27	22	59	26	27	36	10	2
Peel	1356	1410	1465	1231	1555	1519	538	408	339
Perth	159	104	75	175	104	105	27	39	9
Peterborough	177	140	191	203	164	171	23	28	47
Prescott & Russell	71	70	59	77	58	31	9	32	59
Prince Edward	55	30	45	50	42	48	7	3	-3 (4)
Rainy River	89	58	85	62	87	106	44	13	6
Renfrew	200	144	77	192	161	62	30	13	26
Simcoe	707	670	622	822	715	625	145	126	119
Stormont, Dundas & Glengarry	73	85	106	88	92	102	24	20	46
Sudbury	382	307	266	367	273	268	55	38	39
Thunder Bay	243	217	377	287	204	410	12	46	-1 (4)
Timiskaming	78	160	119	80	124	143	7	37	11
Victoria & Haliburton	159	114	101	164	132	109	26	10	-
Waterloo	614	527	467	628	545	482	106	144	110
Wellington	239	216	275	227	213	265	71	77	87
York Region	506	437	768	460	421	747	120	116	121

NOTES: (1) "Charges Disposed" includes final in court dispositions, prepaid fines, charges transferred out.
(2) Offices did a physicial count of active pending charges. Outstanding bench warrants are excluded.
(3) Did not perform count of pending caseload on March 31, 1984.
(4) Reporting errors.

Source: Provincial Court (Criminal Division) Statistical Report

2485A/205A/39

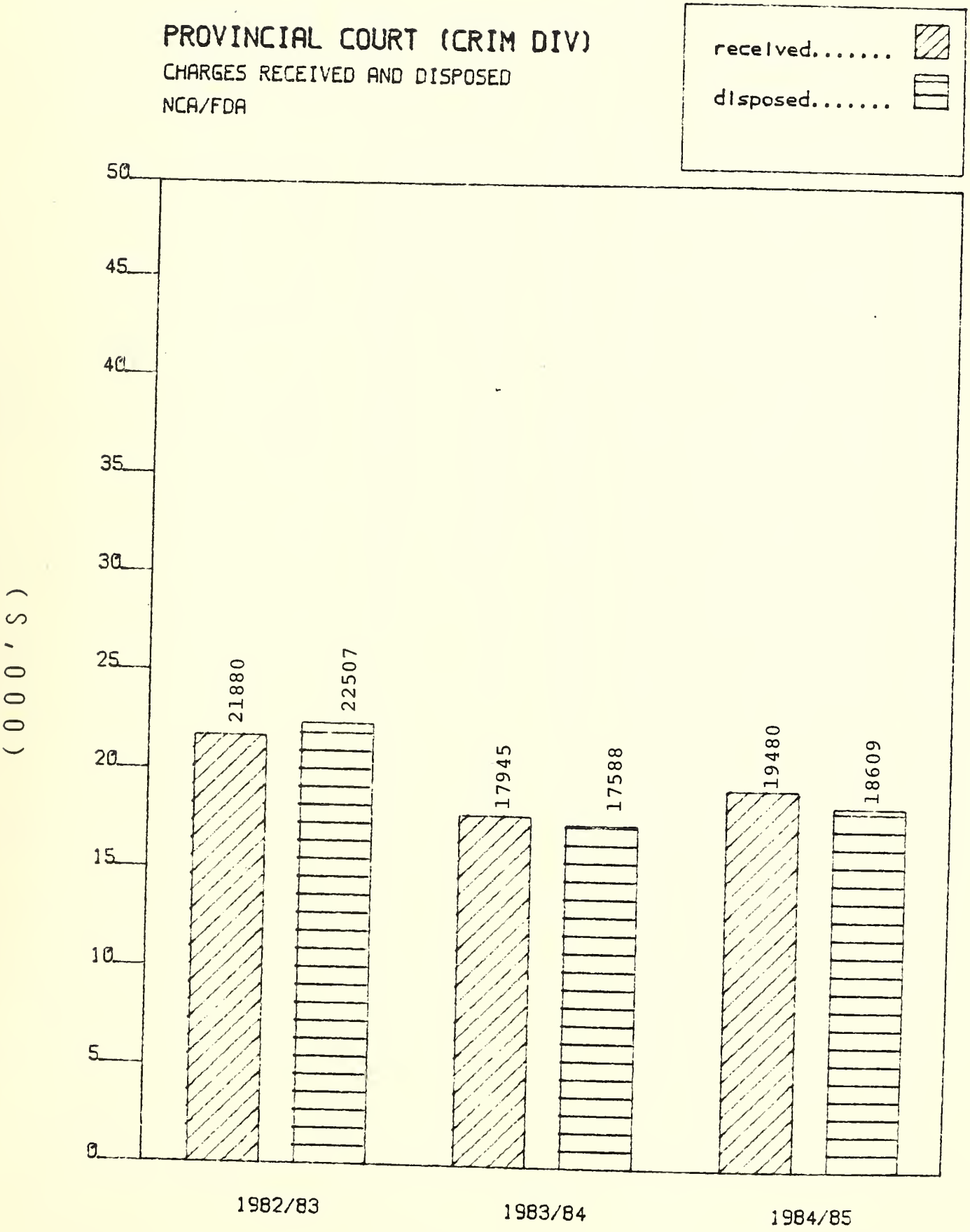
PROVINCIAL COURT (CRIM DIV)
CHARGES RECEIVED AND DISPOSED
NCA/FDA
received.....
disposed.....
(000'S)
50
45
40
35
30
25
20
15
10
5
0
21880
22507
17945
17588
19480
18609
1982/83
1983/84
1984/85

TABLE V.5
PROVINCIAL COURT (CRIMINAL DIVISION)
LIQUOR CONTROL ACT/LIQUOR LICENCE ACT
ACTIVITY SUMMARY

Judicial District County, or District	Charges Received 1982/83	Charges Received 1983/84	Charges Received 1984/85	Charges Disposed (1) 1982/83	Charges Disposed (1) 1983/84	Charges Disposed (1) 1984/85		Prepaid Fines 1982/83	Prepaid Fines 1983/84	Prepaid Fines 1984/85
TOTAL ONTARIO	162232	146112	139676	160397	143501	137762	1549.2	50900	43243	39822
Metropolitan Toronto	39945	34564	32300	37210	32023	30417	1409.4	5064	3543	2455
REMAINDER OF ONTARIO	122287	111548	107376	123187	111478	107345		45836	39700	37367
Algoma	2249	1946	1805	2261	1833	1755	1200.2	951	743	632
Brant	1368	941	881	1370	961	890	839.5	443	347	300
Bruce	2744	2770	2674	2692	2657	2622	4,161.9	1592	1525	1425
Cochrane	2057	2367	1992	2119	2337	1975	1998.6	931	885	664
Dufferin	686	599	590	680	641	580	1752.3	359	324	295
Durham	4645	4178	3610	4981	4333	3601	1175.3	1537	1306	1143
Elgin	2001	1676	1500	1932	1720	1514	2,532.0	891	740	609
Essex	3523	3101	3010	3581	3174	3093	985.0	1261	1111	1085
Frontenac	2293	1612	1638	2283	1583	1559	1360.7	1021	753	683
Grey	1316	1071	1186	1387	1060	1219	1622.7	686	571	620
Haldimand	993	758	695	983	777	686	2,793.1	407	317	290
Halton	3757	3046	3432	3827	3107	3382	360.5	1348	1099	1136
Hamilton-Wentworth	8392	7887	7271	8273	7840	7711	1838.1	2269	2005	2072
Hastings	2240	1900	1956	2366	1863	1940	1754.2	927	738	739
Huron	1654	1431	1374	1648	1445	1405	2,472.0	1086	860	818
Kenora	6139	5597	5829	6140	5784	5899	9668.9	925	784	769
Kent	3186	3176	3013	3079	3147	2969	2779.7	1523	1401	1213
Lambton	5141	4050	4171	5130	3941	4149	3254.1	2274	1694	1636
Lanark	1067	1035	973	1068	1017	940	1030.2	501	464	406
Leeds & Grenville	1425	1263	1465	1482	1262	1469	1746.5	800	621	696
Lennox & Addington	859	793	729	839	824	687	1962.9	395	361	312
Manitoulin	605	483	550	634	465	565	5031.2	209	111	146
Middlesex	6098	5481	5251	6409	5515	5303	1646.2	2088	1838	1686
Muskoka	1198	1390	1203	1301	1476	1117	2,764.9	563	594	481
Niagara North	2616	2226	1776	2751	2247	1766	1030.3	922	664	534
Niagara South	2792	2472	2039	2840	2404	2077		1191	940	740
Nipissing	1860	1517	1452	1889	1547	1203	1488.7	618	468	404
Norfolk	2128	2223	1821	2132	2269	1861		915	925	754
Northumberland	2130	1990	1963	2250	2060	2011	2988	893	874	776
Ottawa-Carleton	3847	3637	3500	3923	3536	3532	600.5	638	546	587
Oxford	1890	1612	1458	1942	1612	1454	1679.0	972	776	599
Parry Sound	729	750	714	736	711	719	2063.1	362	356	334
Peel	6053	5318	5468	5138	5280	5531	1000.0	1694	1546	1741
Perth	1717	1391	1355	1686	1308	1258	1886.3	844	620	617
Peterborough	1935	1693	1533	1845	1736	1499	426.4	697	678	582
Prescott & Russell	302	254	240	297	261	221	392.5	137	125	83
Prince Edward	591	527	532	580	530	494	2190.7	292	270	245
Rainy River	642	670	639	619	674	655	2812.4	234	234	232
Renfrew	1312	1227	1022	1344	1220	1009	1128.6	726	617	515
Simcoe	5491	5722	5883	5645	5729	5838	2,476.9	2277	2200	2279
Stormont, Dundas & Glengarry	1031	767	1128	935	789	1013	975	443	373	499
Sudbury	1744	1655	1359	1766	1660	1357	733.9	446	521	337
Thunder Bay	5038	4729	3897	5237	4798	3911	2,523.4	1432	1235	1013
Timiskaming	792	775	874	793	776	869	2078.5	386	356	378
Victoria & Haliburton	1649	1614	1489	1654	1545	1425	2,229.7	704	669	655
Waterloo	3744	3473	3182	3828	3483	3214	1007.5	1250	1119	1008
Wellington	2549	2434	2541	2584	2358	2566	895.1	1191	1016	1123
York Region	4069	4321	4713	4308	4183	4832	1625.8	1585	1380	1476

NOTES: (1) "Charges Disposed" includes final in court dispositions, prepaid fines, charges transferred out, accepted drop-in guilty pleas, and fail to respond.

Source: Provincial Court (Criminal Division) Statistical Report

2485A/205A/40

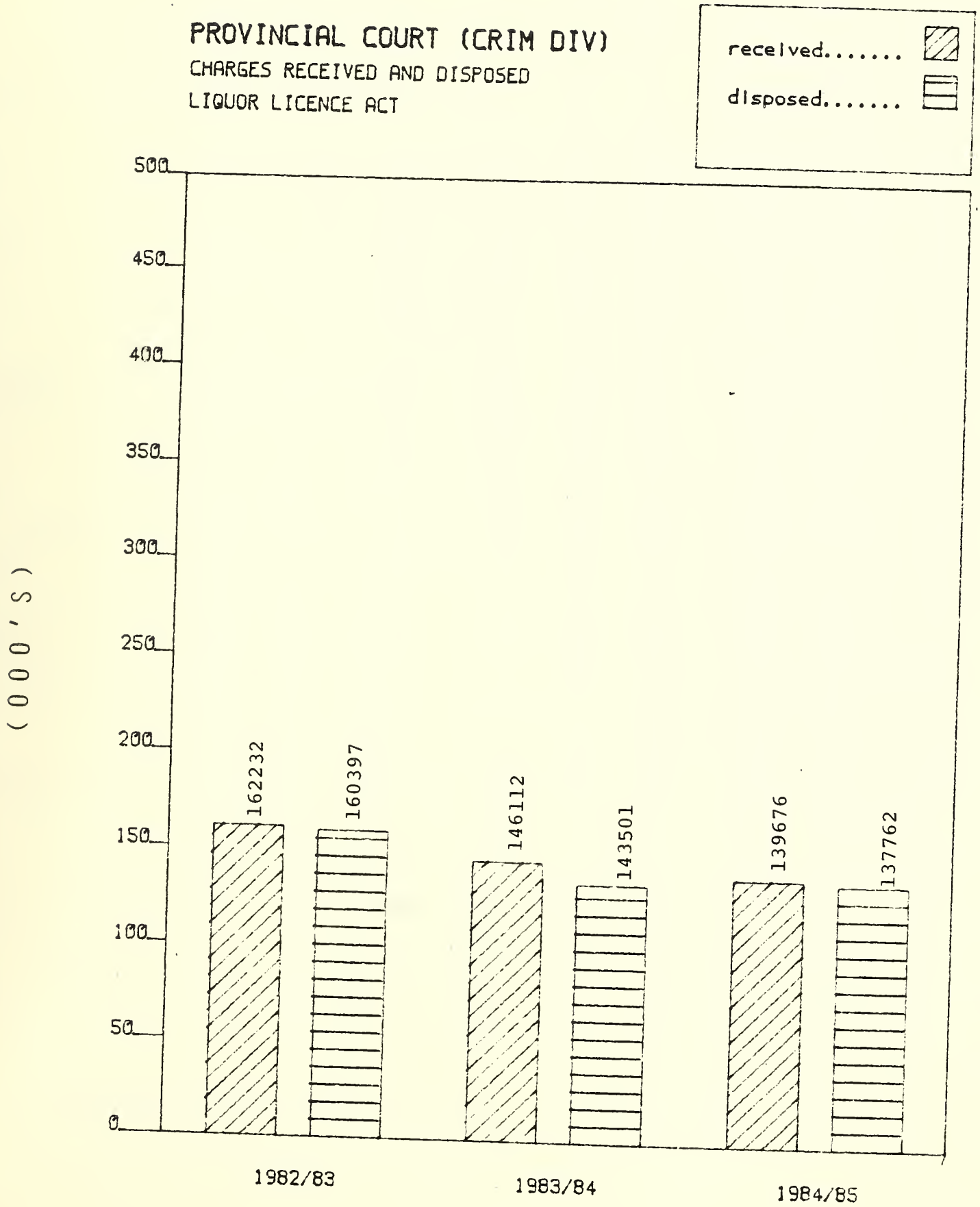
PROVINCIAL COURT (CRIM DIV)
CHARGES RECEIVED AND DISPOSED
LIQUOR LICENCE ACT
received.....
disposed.....
(000'S)
500
450
400
350
300
250
200
150
100
50
0
162232
160397
146112
143501
139676
137762
1982/83
1983/84
1984/85

TABLE V.6
PROVINCIAL COURT (CRIMINAL DIVISION)
HIGHWAY TRAFFIC ACT
ACTIVITY SUMMARY

Judicial District County, or District	Charges Received			Charges Disposed (1)			Prepaid Fines		
	1982/83	1983/84	1984/85	1982/83	1983/84	1984/85	1982/83	1983/84	1984/85
TOTAL ONTARIO	1530977	1404750	1281420	1566216	1437231	1316756	908898	842955	770717
Metropolitan Toronto	609372	473249	398583	638948	505659	431271	304025	237505	201753
REMAINDER OF ONTARIO	921605	931501	882837	927268	931572	885485	604873	605450	568964
Algoma	15168	16394	16354	15366	16172	16196	9899	10733	10460
Brant	11355	10902	10545	11661	10954	10662	7569	7082	6752
Bruce	8515	8509	9837	8575	8276	9937	6705	6490	7725
Cochrane	10995	13489	11936	11098	13536	11997	8003	9966	8678
Dufferin	2853	3209	3405	2771	3265	3265	1873	2195	2231
Durham	49326	50396	43957	50160	51159	43881	30074	31042	26898
Elgin	12322	10363	9233	12750	10668	9488	9202	7503	6473
Essex	36135	39445	42217	35440	39987	41972	21815	24274	25639
Frontenac	14748	12681	11288	14580	12650	11216	10597	9046	7723
Grey	6599	6184	6084	6563	6084	6176	5240	4830	4705
Haldimand	4238	4060	4048	4261	4040	3903	2817	2659	2661
Halton	42856	40831	42575	43254	40246	41891	28183	26244	27304
Hamilton-Wentworth	75809	68595	70420	75503	67626	71619	48344	44282	45563
Hastings	11793	13545	11165	12132	13502	11264	8779	9923	7836
Huron	5273	4779	5183	5210	4901	5171	3972	3734	3882
Kenora	9657	9709	10407	10171	9770	10257	6350	6307	6529
Kent	16451	17852	16570	16364	17645	16629	11653	12355	11073
Lambton	14138	11774	13272	14314	11790	13051	8577	6983	8136
Lanark	4464	5411	5187	4425	5232	5220	3040	3585	3474
Leeds & Grenville	13486	15368	15136	13470	15516	15083	9216	10995	10758
Lennox & Addington	5439	5745	6262	5273	5659	6500	3797	3992	4618
Manitoulin	707	760	989	720	727	963	418	431	550
Middlesex	44345	48225	41720	45843	48563	42771	28120	28767	25288
Muskoka	15129	13360	10099	15298	13476	9336	10003	8840	6222
Niagara North	23607	20567	18496	23663	21026	18943	16097	13968	11916
Niagara South	29431	27835	25069	30131	27891	25571	19815	18285	16607
Nipissing	11865	10905	9348	11937	10706	9217	8044	7168	5827
Norfolk	7901	8319	7644	7995	8398	7560	5691	5915	5295
Northumberland	13695	14168	14999	13995	14486	14723	9275	9660	9874
Ottawa-Carleton	49101	49358	42150	49504	48472	42523	29346	28311	24135
Oxford	10940	12472	10614	11313	12445	10511	8419	9405	7478
Parry Sound	5732	5818	5658	5565	5684	5648	3977	4088	4007
Peel	56557	69543	68771	56173	69681	68025	31603	40019	38597
Perth	9792	10419	9687	9759	10130	9910	7399	7641	7343
Peterborough	9899	12360	13895	9830	11939	14077	6389	7761	9518
Prescott & Russell	5841	5055	5978	5696	5215	6037	4084	3619	4141
Prince Edward	1791	1446	1690	1754	1565	1488	1265	1078	971
Rainy River	2822	2619	2795	2778	2668	2816	1827	1755	1839
Renfrew	8284	8141	8000	8422	8080	7975	6098	5787	5720
Simcoe	41531	40595	37104	41308	40794	37721	27793	27322	24919
Stormont, Dundas & Glengarry	13983	14459	15682	12909	14636	15681	8408	9755	10782
Sudbury	19568	19815	18227	19425	19730	18423	12794	13478	12343
Thunder Bay	20154	19264	18734	20715	19608	19093	13561	12834	12172
Timiskaming	4829	5475	6094	4857	5434	5968	3547	3879	4205
Victoria & Haliburton	4767	5566	5300	4623	5393	5223	3171	3773	3604
Waterloo	51941	47250	39593	52561	46843	40055	37442	32378	27063
Wellington	15567	15553	15616	15720	15616	15996	10774	10597	10622
York Region	70206	72913	63804	71433	73688	63853	43808	44716	38808

NOTES: (1) "Charges Disposed" includes final in court dispositions, prepaid fines, charges transferred out, accepted drop-in guilty pleas, and fail to respond.

Source: Provincial Court (Criminal Division) Statistical Report

2485A/205A/41

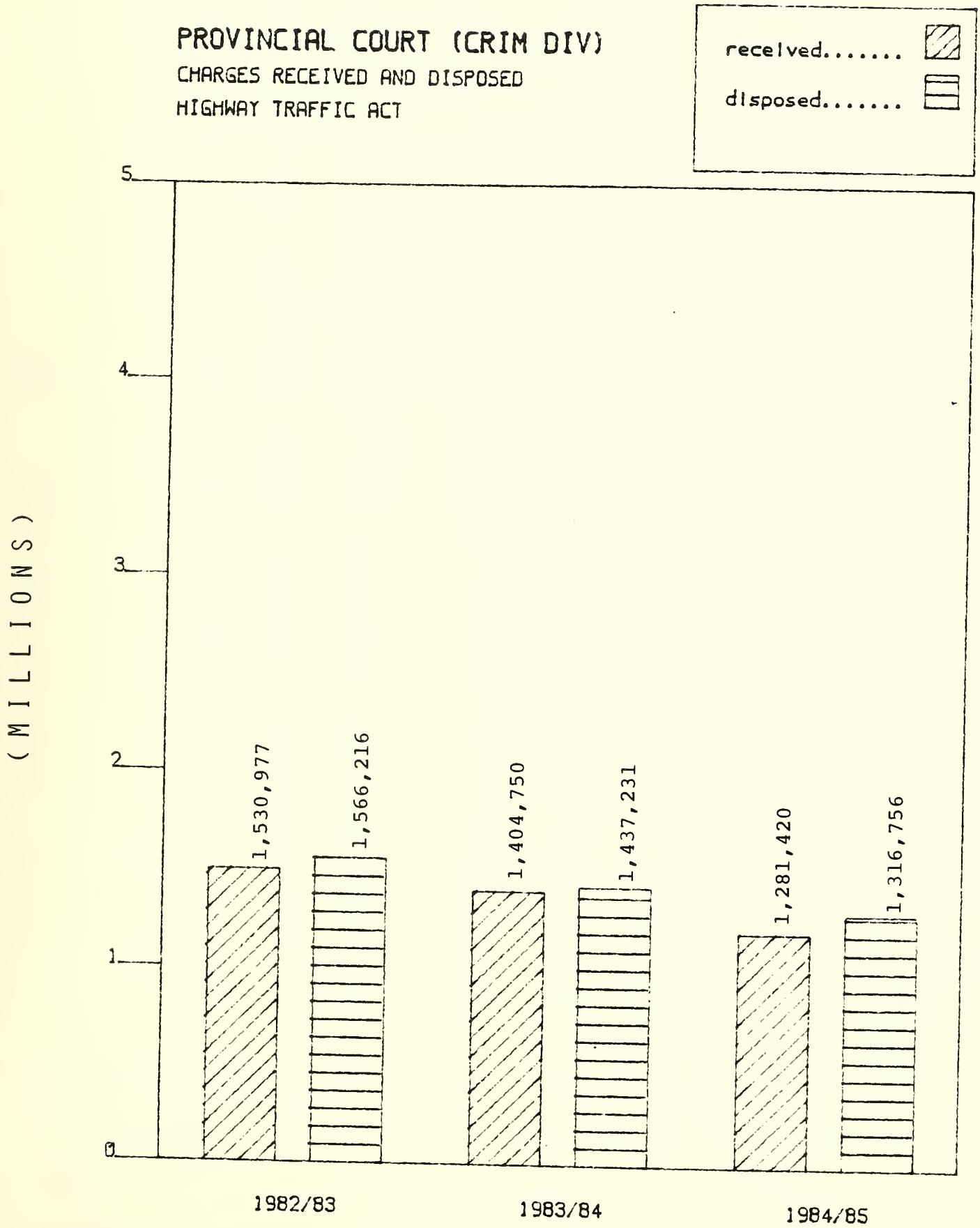
PROVINCIAL COURT (CRIM DIV)
CHARGES RECEIVED AND DISPOSED
HIGHWAY TRAFFIC ACT
received.....
disposed.....
(MILLIONS)
5
4
3
2
1
0
1,530,977
1,566,216
1,404,750
1,437,231
1,281,420
1,316,756
1982/83
1983/84
1984/85

TABLE V.7
PROVINCIAL COURT (CRIMINAL DIVISION)
OTHER PROVINCIAL STATUTES
ACTIVITY SUMMARY

Judicial District County, or District	Charges Received 1982/83	Charges Received 1983/84	Charges Received 1984/85	Charges Disposed (1) 1982/83	Charges Disposed (1) 1983/84	Charges Disposed (1) 1984/85	Prepaid Fines 1982/83	Prepaid Fines 1983/84	Prepaid Fines 1984/85
TOTAL ONTARIO	107563	108092	109003	97053	98250	104819	26006	26582	25964
Metropolitan Toronto	49290	39878	34561	38053	31267	28150	7629	5737	4641
REMAINDER OF ONTARIO	58273	68214	74442	59000	66983	76669	18377	20845	21323
Algoma	1010	1112	1131	1164	1200	1141	302	322	313
Brant	763	710	912	400	649	822	75	137	214
Bruce	385	378	337	273	374	367	106	156	158
Cochrane	985	1065	1234	965	1092	1188	475	524	615
Dufferin	189	151	159	214	156	174	51	61	60
Durham	1508	4730	8886	1753	3246	10320	368	857	765
Elgin	443	480	520	492	523	554	166	213	181
Essex	2974	2902	3359	2947	3058	3381	1180	1249	1056
Frontenac	532	532	501	547	527	513	215	209	223
Grey	450	499	570	480	459	618	232	211	227
Haldimand	505	442	485	521	457	460	211	201	205
Halton	1510	1585	1557	1535	1508	1553	393	416	505
Hamilton-Wentworth	6182	6469	6517	6091	6723	6886	1989	1987	2074
Hastings	830	648	590	926	644	652	332	231	217
Huron	189	262	210	202	267	257	73	90	70
Kenora	1060	795	970	1197	816	1013	433	265	288
Kent	988	1215	951	1006	1132	1021	365	395	408
Lambton	1336	1476	1827	1445	1564	1788	328	393	482
Lanark	289	429	357	295	337	408	75	100	129
Leeds & Grenville	354	646	845	355	573	858	132	206	304
Lennox & Addington	273	235	241	283	235	245	71	78	86
Manitoulin	143	125	198	149	120	196	43	29	52
Middlesex	3471	4360	4317	3758	4193	4599	926	1001	1048
Muskoka	593	661	514	876	716	533	415	279	237
Niagara North	1719	1680	1716	1561	1784	1843	510	534	610
Niagara South	2208	2620	2815	1805	2379	2809	682	773	976
Nipissing	1115	1413	1043	1057	1408	1178	403	501	384
Norfolk	517	602	799	518	615	665	182	256	267
Northumberland	583	698	782	628	764	1082	183	210	233
Ottawa-Carleton	3275	4127	4596	3344	3960	4018	566	750	701
Oxford	266	321	373	334	317	408	60	57	59
Parry Sound	451	403	369	470	404	416	206	184	134
Peel	4261	5592	5271	4023	5300	5212	607	1033	885
Perth	405	452	414	430	438	389	193	178	146
Peterborough	551	637	837	559	541	642	140	126	98
Prescott & Russell	285	428	456	276	449	435	123	179	198
Prince Edward	256	224	234	229	287	214	57	65	85
Rainy River	236	292	230	266	264	277	101	124	86
Renfrew	827	941	874	839	808	920	321	334	388
Simcoe	1869	2023	1997	2027	2079	1849	639	791	598
Stormont, Dundas & Glengarry	1364	1129	1356	1204	1271	1342	324	330	382
Sudbury	346	380	406	345	396	404	52	62	104
Thunder Bay	1646	2224	1887	1891	2444	1790	585	735	660
Timiskaming	628	711	782	587	727	708	261	325	323
Victoria & Haliburton	611	570	503	851	905	748	236	224	222
Waterloo	1694	2163	2553	1748	2076	2395	536	675	755
Wellington	1176	1205	1558	1154	1207	1498	459	469	742
York Region	5022	5472	5403	4980	5591	5880	1995	2320	2370

NOTES: (1) "Charges Disposed" includes final in court dispositions, Prepaid fines, charges transferred out, accepted drop-in guilty pleas, and fail to respond.

Source: Provincial Court (Criminal Division) Statistical Report

2485A/205A/42

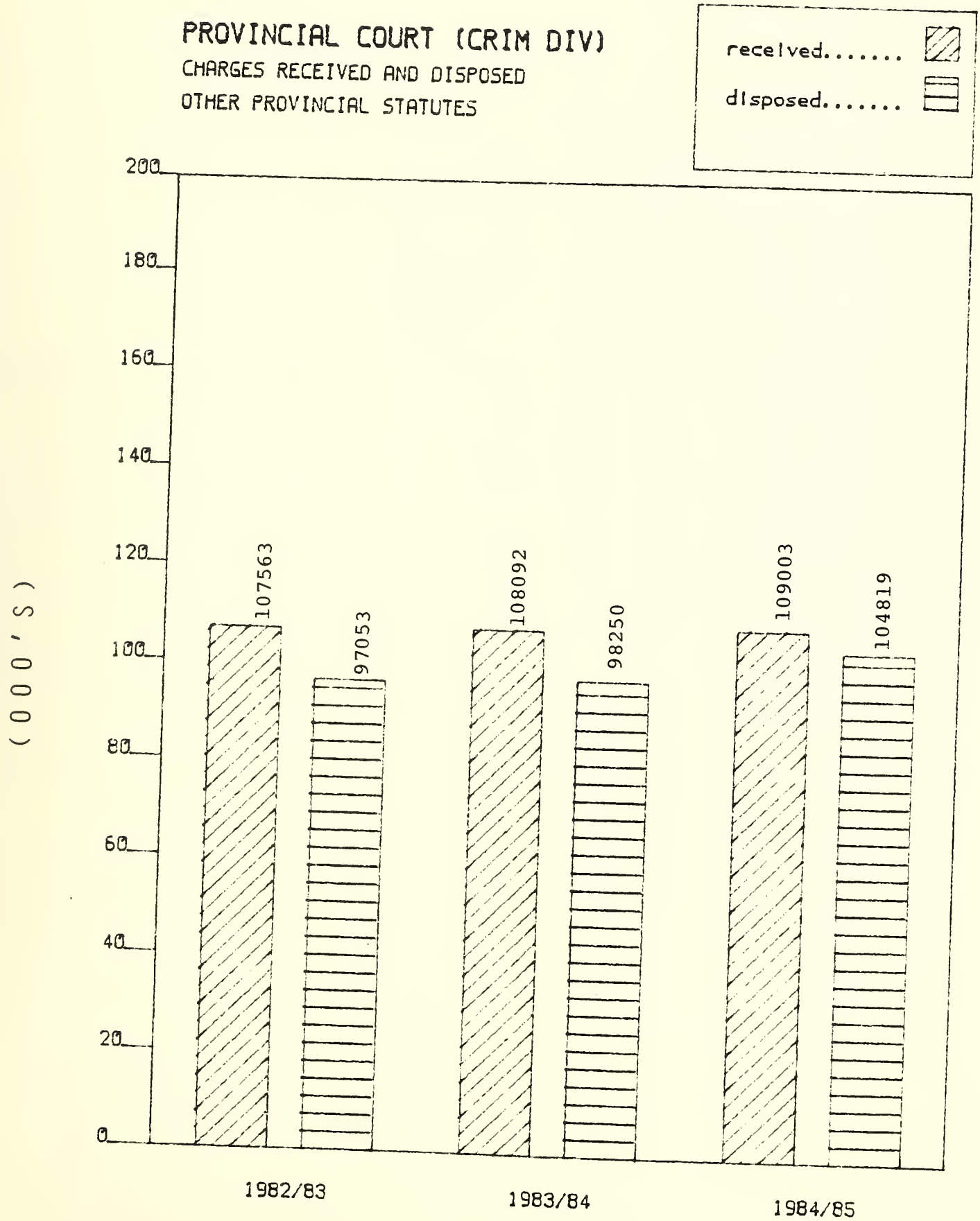
PROVINCIAL COURT (CRIM DIV)
CHARGES RECEIVED AND DISPOSED
OTHER PROVINCIAL STATUTES
received.....
disposed.....
(000'S)
200
180
160
140
120
100
80
60
40
20
0
107563
97053
108092
98250
109003
104819
1982/83
1983/84
1984/85

TABLE V.8
PROVINCIAL COURT (CRIMINAL DIVISION)
OTHER FEDERAL STATUTES
ACTIVITY SUMMARY

Judicial District County, or District	Charges Received 1982/83	Charges Received 1983/84	Charges Received 1984/85	Charges Disposed (1) 1982/83	Charges Disposed (1) 1983/84	Charges Disposed (1) 1984/85	Prepaid Fines 1982/83	Prepaid Fines 1983/84	Prepaid Fines 1984/85
TOTAL ONTARIO	77335	80306	72677	74712	75933	66927	31384	30661	26789
Metropolitan Toronto	4398	6111	9377	2903	4287	4847	-	-	-
REMAINDER OF ONTARIO	72937	74195	63300	71809	71646	62080	31384	30661	26789
Algoma	367	362	294	343	338	312	4	-	5
Brant	83	148	133	68	155	213	-	-	-
Bruce	82	59	47	105	54	86	1	-	-
Cochrane	679	796	777	724	647	731	103	47	26
Dufferin	110	68	44	50	135	55	-	-	-
Durham	238	406	280	173	232	238	-	-	-
Elgin	127	129	262	116	116	88	-	-	-
Essex	2475	1358	790	2461	1554	943	1036	366	216
Frontenac	813	1019	707	865	1018	661	329	430	222
Grey	284	173	142	277	175	165	-	-	1
Haldimand	37	157	58	47	157	39	-	1	1
Halton	300	412	547	305	403	530	-	-	-
Hamilton-Wentworth	1106	1309	1189	832	1118	1204	9	-	1
Hastings	778	701	793	691	769	793	1	149	242
Huron	64	75	87	36	94	99	1	-	2
Kenora	2454	2610	2214	2458	2612	1528	46	3	-
Kent	249	164	354	213	168	284	-	-	11
Lambton	420	319	303	292	252	206	-	-	-
Lanark	152	120	98	178	152	73	2	1	3
Leeds & Grenville	596	445	436	617	562	367	8	10	14
Lennox & Addington	74	49	102	82	49	75	1	-	2
Manitoulin	557	445	405	596	457	404	-	-	-
Middlesex	3478	3975	3001	3965	3789	3662	2877	2647	1811
Muskoka	294	408	292	271	437	301	-	-	-
Niagara North	332	411	206	375	421	281	-	-	9
Niagara South	245	428	295	396	381	248	-	-	-
Nipissing	283	623	358	313	597	361	98	151	119
Norfolk	168	259	122	162	266	102	-	-	-
Northumberland	348	299	324	266	249	138	-	-	18
Ottawa-Carleton	20236	19231	18251	19370	18970	18362	11467	10466	11611
Oxford	139	319	68	96	190	126	-	-	-
Parry Sound	119	140	95	130	96	126	-	-	-
Peel	29211	31075	22991	29091	29506	23077	14779	15730	11234
Perth	111	78	235	71	91	98	-	-	-
Peterborough	505	409	330	594	391	317	-	-	1
Prescott & Russell	127	24	61	97	46	61	-	-	-
Prince Edward	78	32	106	22	40	69	-	-	6
Rainy River	181	205	119	197	187	110	-	-	-
Renfrew	826	695	666	838	775	716	1	-	52
Simcoe	1017	946	1590	884	925	1314	2	81	243
Stormont, Dundas & Glengarry	255	108	185	158	155	195	-	-	-
Sudbury	241	379	160	394	370	247	25	18	74
Thunder Bay	780	718	1200	896	846	1251	525	424	720
Timiskaming	370	287	325	361	302	337	69	115	145
Victoria & Haliburton	415	425	231	156	105	42	-	-	-
Waterloo	580	653	917	614	696	682	-	-	-
Wellington	215	162	150	197	171	134	-	22	-
York Region	338	582	960	366	427	629	-	-	-

NOTES: (1) "Charges Disposed" includes final in court dispositions, prepaid fines, charges transferred out.

Source: Provincial Court (Criminal Division) Statistical Report

2485A/205A/43

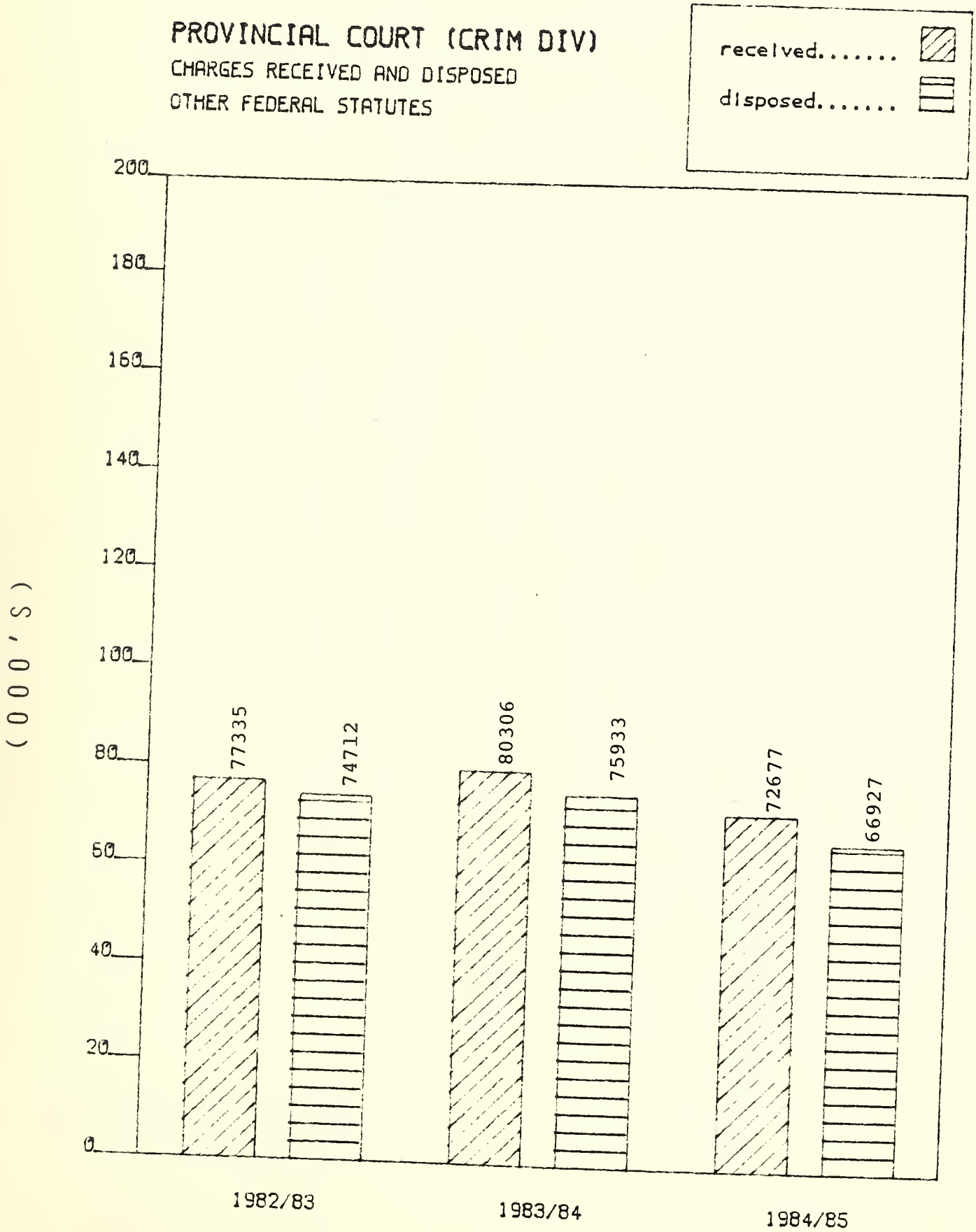
PROVINCIAL COURT (CRIM DIV)
CHARGES RECEIVED AND DISPOSED
OTHER FEDERAL STATUTES
received.....
disposed.....
(000'S)
200
180
160
140
120
100
80
60
40
20
0
77335
74712
80306
75933
72677
66927
1982/83
1983/84
1984/85

TABLE V.9
PROVINCIAL COURT (CRIMINAL DIVISION)
MUNICIPAL BY-LAWS
ACTIVITY SUMMARY

Judicial District County, or District	Charges Received			Charges Disposed (1)			Prepaid Fines		
	1982/83	1983/84	1984/85	1982/83	1983/84	1984/85	1982/83	1983/84	1984/85
TOTAL ONTARIO	1553930	1197483	1190785	2270642	1726591	1346888	979527	403783	403543
Metropolitan Toronto	1008514	669189	645195	1708550	1235276	792467	698983	146923	106531
REMAINDER OF ONTARIO	545416	528294	545590	562092	491315	554421	280544	256860	297012
Algoma	4206	3523	3723	4510	3632	3970	2710	2287	2535
Brant	1759	3642	2993	3497	3632	3385	1594	1760	1529
Bruce	1156	1025	1261	1593	1071	1399	940	662	994
Cochrane	9603	8966	12791	9808	9396	12334	6520	5712	7898
Dufferin	688	532	517	951	586	511	497	338	261
Durham	22479	18279	20268	21880	18289	19960	10276	8786	10245
Elgin	2958	2553	2423	2832	3187	2524	1673	2068	1790
Essex	26944	30688	29596	26530	28678	32045	14769	18575	19631
Frontenac	23136	21989	25239	24787	21801	26027	12258	11394	14306
Grey	2589	2759	3086	2723	2800	3163	1895	1909	2271
Haldimand	212	213	223	204	207	191	107	126	123
Halton	17398	9994	13871	19661	10345	12385	5805	2901	4196
Hamilton-Wentworth	86669	59658	68795	83434	55145	68786	42299	29596	36487
Hastings	9317	9136	9318	9879	9845	9060	5859	6068	6170
Huron	123	88	218	112	74	190	65	40	103
Kenora	1031	929	1796	1009	960	1694	381	414	845
Kent	4108	3240	3723	3962	3447	3844	2703	2297	2697
Lambton	3354	4281	8445	3461	4051	8222	1472	2591	4992
Lanark	1583	1627	1585	1573	1654	1747	894	951	1101
Leeds & Grenville	1852	848	1799	1849	969	1707	1037	475	933
Lennox & Addington	526	601	487	454	616	518	277	378	293
Manitoulin	14	26	13	14	25	15	4	14	9
Middlesex	19790	18560	15704	19647	16607	16618	7170	5693	6587
Muskoka	1066	815	992	1177	818	1068	469	424	431
Niagara North	18764	13972	15744	20021	14952	15431	10446	8001	9008
Niagara South	10153	7586	7773	10793	8663	8216	4926	4153	4290
Nipissing	2216	1734	2398	2206	2197	2040	1400	1520	1372
Norfolk	1816	1923	1479	1890	1919	1686	1042	1081	946
Northumberland	1975	1957	2581	2017	1910	2526	956	969	1369
Ottawa-Carleton	122014	124310	113398	129518	115252	122797	64804	56927	60605
Oxford	2750	2346	2470	2941	2486	2464	1799	1602	1513
Parry Sound	570	446	372	538	478	479	295	322	227
Peel	51041	88841	76661	52436	59650	71997	22041	27542	34426
Perth	3151	3030	4069	3133	3249	4079	2065	2292	3056
Peterborough	4454	4927	6599	5162	6046	6833	1770	1958	1918
Prescott & Russell	172	179	215	168	189	218	78	80	132
Prince Edward	251	247	105	360	260	105	199	207	63
Rainy River	637	492	503	676	540	509	384	277	303
Renfrew	917	664	669	913	634	800	590	409	468
Simcoe	11039	10667	12172	12159	10458	12921	6590	6172	7701
Stormont, Dundas & Glengarry	2603	2770	3687	2833	2685	3505	1230	1690	2234
Sudbury	8983	7391	9502	9271	8622	9727	5182	5161	6198
Thunder Bay	8661	8137	5029	8650	8504	4956	4961	4908	3083
Timiskaming	806	700	1003	855	708	1006	470	380	553
Victoria & Haliburton	1653	1065	1806	1646	1191	1839	875	624	1032
Waterloo	27232	26689	29255	27445	26536	28900	15594	15762	18219
Wellington	8616	7254	11654	8835	7501	11055	5359	4813	7506
York Region	12381	6995	7580	12079	8850	8969	5814	4551	4363

NOTES: (1) "Charges Disposed" includes final in court dispositions, prepaid fines, charges transferred out, accepted drop-in guilty pleas, and failure to respond.

Source: Provincial Court (Criminal Division) Statistical Report

2485A/205A/44

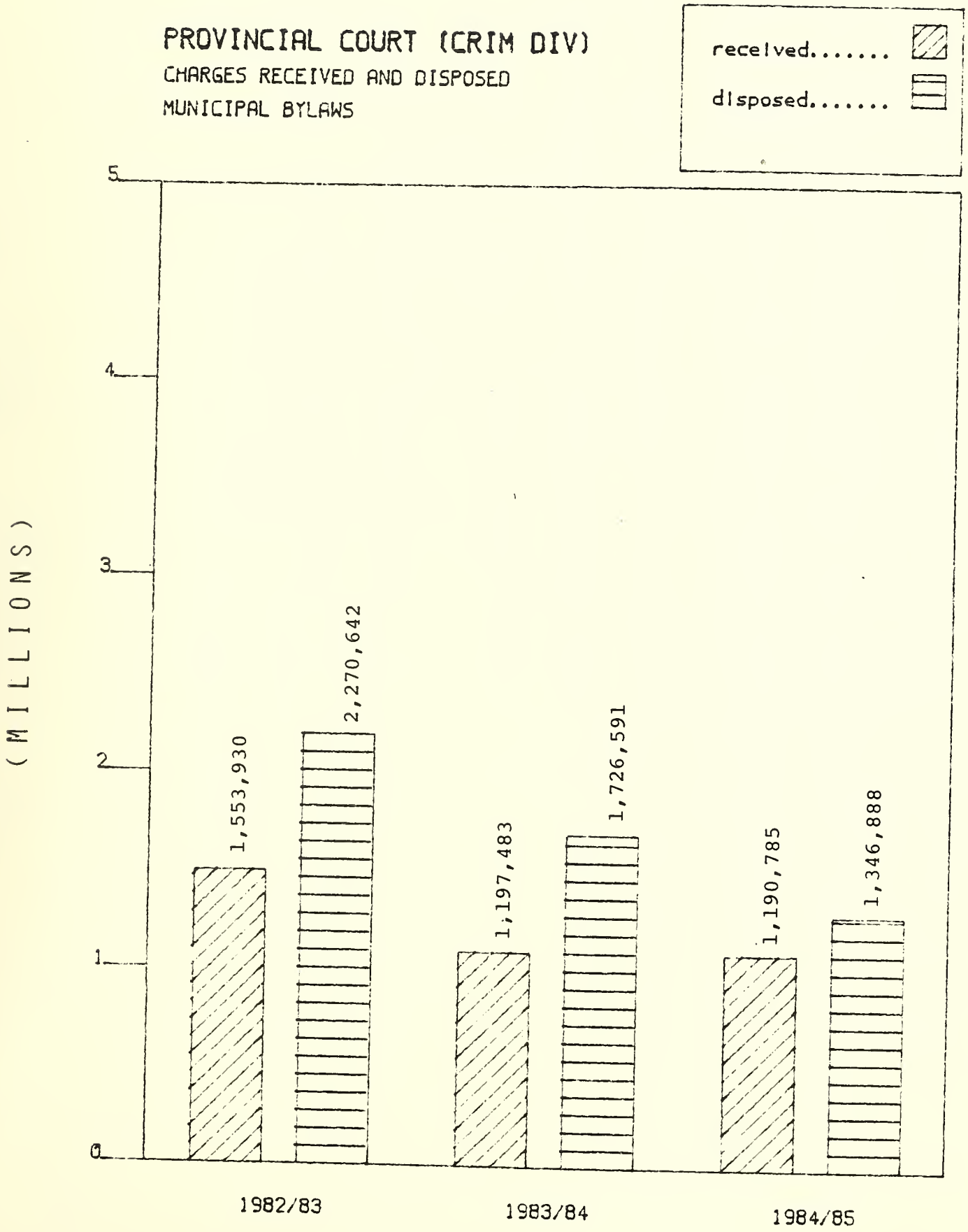
PROVINCIAL COURT (CRIM DIV)
CHARGES RECEIVED AND DISPOSED
MUNICIPAL BYLAWS
received.....
disposed.....
(MILLIONS)
5
4
3
2
1
0
1,553,930
2,270,642
1,197,483
1,726,591
1,190,785
1,346,888
1982/83
1983/84
1984/85

TABLE V.10
PROVINCIAL OFFENCES ACT
LIQUOR LICENCE ACT
ACTIVITY SUMMARY OF CHARGES
VIA OFFENCE NOTICES

Judicial District County, or District	Charges Received 1982/83	Charges Received 1983/84	Charges Received 1984/85	Trial Requests 1982/83	Trial Requests 1983/84	Trial Requests 1984/85	Drop-In Guilty Pleas(1) 1982/83	Drop-In Guilty Pleas(1) 1983/84	Drop-In Guilty Pleas(1) 1984/85
TOTAL ONTARIO	146268	132693	127559	3993	3324	3080	4980	4131	3536
Metropolitan Toronto	33657	28123	27211	1637	1333	1370	913	859	693
REMAINDER OF ONTARIO	112611	104570	100348	2356	1991	1710	4067	3272	2843
Algoma	2174	1874	1719	17	36	18	21	16	25
Brant	1344	919	858	39	18	5	5	6	3
Bruce	2617	2609	2552	25	27	25	28	14	13
Cochrane	2012	2232	1825	15	17	19	6	13	32
Dufferin	662	583	565	11	11	15	2	2	2
Durham	4365	3924	3475	165	109	95	139	121	113
Elgin	1960	1599	1408	25	21	16	104	87	57
Essex	3068	3023	2885	151	92	82	331	188	128
Frontenac	2243	1608	1620	33	23	17	192	122	97
Grey	1270	1041	1169	20	9	10	21	16	19
Haldimand	977	738	655	17	14	5	33	19	30
Halton	3544	2863	3249	78	44	56	223	171	185
Hamilton-Wentworth	7638	7670	7164	278	211	199	494	435	355
Hastings	2158	1746	1776	22	28	18	87	67	66
Huron	1617	1371	1329	12	13	14	16	13	16
Kenora	5606	5129	5330	8	11	8	15	21	5
Kent	3092	3083	2895	56	54	31	136	119	63
Lambton	5070	4004	4125	63	41	40	266	238	266
Lanark	1020	986	933	13	15	11	10	9	5
Leeds & Grenville	1372	1244	1434	18	14	11	33	15	20
Lennox & Addington	848	786	694	12	25	11	129	116	75
Manitoulin	539	425	507	3	3	1	8	4	2
Middlesex	5375	5244	5167	74	88	54	369	267	276
Muskoka	1169	1333	1109	17	7	11	13	14	18
Niagara North	2563	2163	1689	53	29	19	130	141	140
Niagara South	2729	2437	1954	53	57	33	59	46	51
Nipissing	1400	1253	1241	37	25	35	19	13	10
Norfolk	2086	2211	1802	40	29	17	28	22	20
Northumberland	1933	1817	1755	39	42	25	34	21	33
Ottawa-Carleton	1681	1738	1534	52	84	28	20	18	11
Oxford	1857	1583	1426	15	11	12	4	4	4
Parry Sound	716	729	679	15	12	12	5	15	11
Peel	5891	5136	5293	124	171	114	80	67	57
Perth	1379	1147	1134	17	5	10	60	47	51
Peterborough	1626	1441	1286	21	27	14	162	106	62
Prescott & Russell	280	250	231	5	9	1	9	3	5
Prince Edward	565	506	525	7	1	-	-	-	-
Rainy River	616	650	626	10	8	5	5	-	1
Renfrew	1303	1196	981	26	12	10	27	27	20
Simcoe	5277	5488	5685	239	146	287	110	71	69
Stormont, Dundas & Glengarry	916	749	991	8	10	15	12	10	11
Sudbury	1451	1412	1168	19	27	12	74	40	30
Thunder Bay	4325	4450	3705	55	49	30	58	40	20
Timiskaming	760	747	835	3	9	7	5	2	1
Victoria & Haliburton	1592	1566	1438	35	20	21	79	94	64
Waterloo	3484	3310	2924	54	49	31	203	153	138
Wellington	2469	2387	2506	35	33	42	110	133	98
York Region	3972	4170	4497	222	195	158	93	106	65

NOTES: (1) Refers to 'accepted drop-in guilty pleas' only.

Source: Provincial Court (Criminal Division) Statistical Report

2485A/205A/45

TABLE V.10
PROVINCIAL OFFENCES ACT
LIQUOR LICENCE ACT
ACTIVITY SUMMARY OF CHARGES
VIA OFFENCE NOTICES

Judicial District County, or District	Fail to Respond			Prepaid Fines		
	1982/83	1983/84	1984/85	1982/83	1983/84	1984/85
TOTAL ONTARIO	86914	80931	79682	50900	43243	39822
Metropolitan Toronto	26007	21743	21686	5064	3543	2455
REMAINDER OF ONTARIO	60907	59188	57996	45836	39700	37367
Algoma	1194	966	986	951	743	632
Brant	829	559	550	443	347	300
Bruce	919	934	1021	1592	1525	1425
Cochrane	1102	1256	1108	931	885	664
Dufferin	285	279	246	359	324	295
Durham	2775	2493	2014	1537	1306	1143
Elgin	853	805	720	891	740	609
Essex	1429	1653	1687	1261	1111	1085
Frontenac	966	668	738	1021	753	683
Grey	621	427	551	686	571	620
Haldimand	507	399	319	407	317	290
Halton	1950	1596	1849	1348	1099	1136
Hamilton-Wentworth	4729	4955	4874	2269	2005	2072
Hastings	1195	879	992	927	738	739
Huron	467	492	504	1086	860	818
Kenora	4636	4443	4469	925	784	769
Kent	1273	1486	1552	1523	1401	1213
Lambton	2442	1911	2162	2274	1694	1636
Lanark	491	480	478	501	464	406
Leeds & Grenville	567	580	707	800	621	696
Lennox & Addington	287	318	251	395	361	312
Manitoulin	344	282	371	209	111	146
Middlesex	3012	3173	3129	2088	1838	1686
Muskoka	640	754	504	563	594	481
Niagara North	1542	1322	973	922	664	534
Niagara South	1481	1318	1158	1191	940	740
Nipissing	771	747	560	618	468	404
Norfolk	1100	1279	1048	915	925	754
Northumberland	1064	954	978	893	874	776
Ottawa-Carleton	988	947	863	638	546	587
Oxford	891	792	788	972	776	599
Parry Sound	325	304	331	362	356	334
Peel	3046	3374	3473	1694	1546	1741
Perth	439	390	364	844	620	617
Peterborough	650	655	593	697	678	582
Prescott & Russell	128	121	125	137	125	83
Prince Edward	243	230	229	292	270	245
Rainy River	343	411	402	234	234	232
Renfrew	552	534	434	726	617	515
Simcoe	2887	3132	3212	2277	2200	2279
Stormont, Dundas & Glengarry	452	365	439	443	373	499
Sudbury	832	807	766	446	521	337
Thunder Bay	2962	3210	2677	1432	1235	1013
Timiskaming	356	382	446	386	356	378
Victoria & Haliburton	742	705	621	704	669	655
Waterloo	2082	1885	1718	1250	1119	1008
Wellington	1169	1126	1261	1191	1016	1123
York Region	2349	2410	2755	1585	1380	1476

NOTES:

Source: Provincial Court (Criminal Division) Statistical Report

2485A/205A/46

TABLE V.10(a)
PROVINCIAL OFFENCES ACT
HIGHWAY TRAFFIC ACT
ACTIVITY SUMMARY OF CHARGES
VIA OFFENCE NOTICES

Judicial District County, or District	Charges Received			Trial Requests			Drop-In Guilty Pleas(1)		
	1982/83	1983/84	1984/85	1982/83	1983/84	1984/85	1982/83	1983/84	1984/85
TOTAL ONTARIO	1459158	1336404	1210554	119012	108135	108027	27614	24757	27298
Metropolitan Toronto	588492	454147	377035	77478	65565	62078	15122	11912	12047
REMAINDER OF ONTARIO	870666	882257	833519	41534	42570	45949	12492	12845	15251
Algoma	14245	15540	15439	384	415	429	44	42	83
Brant	10999	10451	10082	438	443	380	20	26	85
Bruce	8208	8198	9486	196	181	260	57	33	56
Cochrane	10631	13181	11599	314	377	368	19	22	70
Dufferin	2675	3046	3223	154	178	223	28	38	25
Durham	46480	47542	42257	2883	2845	2837	443	436	527
Elgin	12009	10065	8868	211	202	190	164	166	160
Essex	32634	36420	38448	2079	2053	2924	819	839	821
Frontenac	14280	12087	10508	389	379	328	461	464	517
Grey	6292	5876	5717	124	107	112	51	59	88
Haldimand	4036	3858	3810	131	151	144	69	37	62
Halton	41073	38867	40610	2068	2065	2072	358	349	499
Hamilton-Wentworth	73271	65581	67743	4177	4557	4949	1142	1145	1477
Hastings	11203	12903	10487	360	422	385	283	297	330
Huron	5013	4541	4931	95	100	109	24	33	44
Kenora	9356	9429	10169	122	118	205	82	125	57
Kent	15760	17023	15668	488	434	480	301	303	343
Lambton	12191	10220	11857	386	310	342	355	355	437
Lanark	4214	5156	4948	123	142	154	30	36	34
Leeds & Grenville	12097	14083	13835	260	337	290	71	53	99
Lennox & Addington	5281	5548	6057	220	214	227	130	169	185
Manitoulin	626	702	918	18	16	15	1	1	6
Middlesex	39892	43506	37677	2293	2025	2020	906	1068	1292
Muskoka	14369	12809	9618	490	540	348	155	157	112
Niagara North	22102	19002	16800	1029	756	747	368	448	672
Niagara South	27831	26341	23687	901	893	986	432	286	439
Nipissing	10815	10017	8587	337	363	476	59	64	76
Norfolk	7629	8048	7410	185	213	211	51	51	64
Northumberland	12666	13081	13728	484	424	502	124	95	145
Ottawa-Carleton	46494	47226	40273	2109	2156	2443	495	673	717
Oxford	10510	12144	10279	197	207	228	38	47	50
Parry Sound	5489	5607	5363	178	218	180	38	43	39
Peel	52857	65590	63958	4816	5607	7048	685	728	907
Perth	9335	9968	9190	191	261	227	168	170	197
Peterborough	9064	11437	12945	410	523	660	331	334	465
Prescott & Russell	5362	4700	5592	116	123	75	20	22	15
Prince Edward	1674	1229	1500	29	24	37	5	9	5
Rainy River	2717	2481	2681	66	71	70	38	37	31
Renfrew	7942	7839	7643	243	197	251	108	90	129
Simcoe	39810	38846	35489	2065	1985	2206	638	604	632
Stormont, Dundas & Glengarry	11648	12972	14364	204	254	341	47	54	76
Sudbury	18823	19018	17345	633	838	426	281	258	310
Thunder Bay	19318	18446	17727	640	656	670	113	135	163
Timiskaming	4639	5249	5880	87	120	136	16	15	1
Victoria & Haliburton	4388	5195	4917	138	152	127	72	94	109
Waterloo	49957	45523	37455	1965	1877	1737	931	907	1077
Wellington	14475	14634	14847	583	728	713	336	367	483
York Region	68286	71032	61904	5525	5313	5661	1085	1061	1040

NOTES: (1) Refers to 'accepted drop-in guilty pleas' only.

Source: Provincial Court (Criminal Division) Statistical Report

2485A/205A/47

TABLE V.10(a)
PROVINCIAL OFFENCES ACT
HIGHWAY TRAFFIC ACT
ACTIVITY SUMMARY OF CHARGES
VIA OFFENCE NOTICES

Judicial District County, or District	Fail to Respond			Prepaid Fines		
	1982/83	1983/84	1984/85	1982/83	1983/84	1984/85
TOTAL ONTARIO	424066	373086	330647	908898	842955	770717
Metropolitan Toronto	205982	153332	127794	304025	237505	201753
REMAINDER OF ONTARIO	218084	219754	202853	604873	605450	568964
Algoma	4049	3989	4210	9899	10733	10460
Brant	2861	2605	2617	7569	7082	6752
Bruce	1291	1263	1548	6705	6490	7725
Cochrane	2391	2808	2574	8003	9966	8678
Dufferin	552	667	631	1873	2195	2231
Durham	13637	13889	11187	30074	31042	26898
Elgin	2776	2424	2239	9202	7503	6473
Essex	7789	9384	9179	21815	24274	25639
Frontenac	2561	2243	2076	10597	9046	7723
Grey	935	891	956	5240	4830	4705
Haldimand	1039	957	845	2817	2659	2661
Halton	10568	9842	9960	28183	26244	27304
Hamilton-Wentworth	20405	16241	16542	48344	44282	45563
Hastings	2089	2266	2041	8779	9923	7836
Huron	813	846	893	3972	3734	3882
Kenora	3155	2821	3140	6350	6307	6529
Kent	3266	3740	3843	11653	12355	11073
Lambton	2958	2418	2684	8577	6983	8136
Lanark	1001	1214	1283	3040	3585	3474
Leeds & Grenville	2469	2826	2986	9216	10995	10758
Lennox & Addington	1008	1076	1253	3797	3992	4618
Manitoulin	195	208	318	418	431	550
Middlesex	10895	12558	9503	28120	28767	25288
Muskoka	3696	3256	2084	10003	8840	6222
Niagara North	4669	4043	3671	16097	13968	11916
Niagara South	7153	6551	5808	19815	18285	16607
Nipissing	2590	2315	2161	8044	7168	5827
Norfolk	1801	1932	1783	5691	5915	5295
Northumberland	3064	3219	3037	9275	9660	9874
Ottawa-Carleton	14654	14732	11986	29346	28311	24135
Oxford	2147	2419	2303	8419	9405	7478
Parry Sound	1116	1122	1136	3977	4086	4007
Peel	15316	19203	17821	31603	40019	38597
Perth	1459	1557	1584	7399	7641	7343
Peterborough	1846	2455	2582	6389	7761	9518
Prescott & Russell	1180	1148	1496	4084	3619	4141
Prince Edward	321	268	296	1265	1078	971
Rainy River	738	667	754	1827	1755	1839
Renfrew	1629	1707	1563	6098	5787	5720
Simcoe	9107	9071	8504	27793	27322	24919
Stormont, Dundas & Glengarry	2665	3006	3071	8408	9755	10782
Sudbury	4419	4212	4016	12794	13478	12343
Thunder Bay	5471	5199	5065	13561	12834	12172
Timiskaming	1029	1215	1418	3547	3879	4205
Victoria & Haliburton	894	1030	985	3171	3773	3604
Waterloo	10133	9404	7790	37442	32378	27063
Wellington	2893	2995	3320	10774	10597	10622
York Region	19391	19852	16111	43808	44716	38808

NOTES:

Source: Provincial Court (Criminal Division) Statistical Report

2485A/205A/48

TABLE V.10(b)
PROVINCIAL OFFENCES ACT
OTHER PROVINCIAL STATUTES
ACTIVITY SUMMARY OF CHARGES
VIA OFFENCE NOTICES

Judicial District County, or District	Charges Received			Trial Requests			Drop-In Guilty Pleas(1)		
	1982/83	1983/84	1984/85	1982/83	1983/84	1984/85	1982/83	1983/84	1984/85
TOTAL ONTARIO	79266	78604	75983	4721	4468	4502	2069	2085	2008
Metropolitan Toronto	38949	32026	28818	3188	2596	2479	1168	1025	938
REMAINDER OF ONTARIO	40317	46578	47165	1533	1872	2023	901	1060	1070
Algoma	607	681	644	20	23	34	5	5	8
Brant	524	439	545	16	8	19	1	-	7
Bruce	308	276	244	16	9	9	5	6	3
Cochrane	696	828	875	8	27	24	6	8	5
Dufferin	77	88	91	7	12	5	-	5	-
Durham	894	1979	2319	68	89	101	14	80	60
Elgin	335	348	346	6	7	3	10	8	9
Essex	2284	2265	1970	105	118	118	85	62	45
Frontenac	373	366	325	9	10	7	13	12	17
Grey	319	311	382	9	16	4	7	7	10
Haldimand	392	340	350	16	10	7	15	6	7
Halton	912	946	1026	40	34	43	16	16	18
Hamilton-Wentworth	4777	4900	4835	189	246	282	111	119	149
Hastings	596	409	322	22	17	12	23	23	10
Huron	126	136	108	1	4	6	3	4	2
Kenora	744	519	619	12	12	11	4	10	4
Kent	674	894	710	35	35	16	36	38	25
Lambton	837	944	1080	27	48	27	34	33	33
Lanark	157	210	244	8	11	7	6	3	4
Leeds & Grenville	235	370	497	5	16	11	3	4	8
Lennox & Addington	196	155	151	8	8	7	12	10	13
Manitoulin	62	65	103	4	-	5	4	-	-
Middlesex	2803	3173	3339	93	97	125	85	128	122
Muskoka	439	477	339	2	15	1	13	11	9
Niagara North	1057	1078	1213	46	57	38	36	62	61
Niagara South	1475	1657	1889	46	88	54	35	29	25
Nipissing	706	1022	735	24	31	11	5	13	3
Norfolk	396	467	657	14	19	21	3	8	2
Northumberland	376	439	496	30	21	20	6	2	15
Ottawa-Carleton	2253	3161	3539	82	96	115	36	40	45
Oxford	118	131	216	3	3	12	6	-	-
Parry Sound	319	317	235	8	14	9	11	10	15
Peel	2323	3481	3136	90	144	226	22	32	28
Perth	279	304	251	5	4	2	13	7	8
Peterborough	318	365	306	13	17	8	15	11	8
Prescott & Russell	204	289	307	6	13	5	1	6	-
Prince Edward	133	152	164	1	4	-	1	-	-
Rainy River	166	214	161	17	14	13	1	1	1
Renfrew	588	617	638	28	20	32	15	7	16
Simcoe	1281	1469	1292	61	41	178	31	34	35
Stormont, Dundas & Glengarry	570	537	684	9	25	23	3	4	21
Sudbury	199	182	221	7	11	14	4	10	3
Thunder Bay	1015	1367	1117	39	54	75	11	19	21
Timiskaming	396	504	480	14	15	7	6	4	1
Victoria & Haliburton	487	396	342	5	13	13	15	13	23
Waterloo	1122	1614	1752	42	48	50	26	53	46
Wellington	796	884	1277	28	35	16	12	22	18
York Region	4373	4812	4593	189	213	197	76	75	97

NOTES: (1) Refers to 'accepted drop-in guilty pleas' only.

Source: Provincial Court (Criminal Division) Statistical Report

TABLE V.10(b)
PROVINCIAL OFFENCES ACT
OTHER PROVINCIAL STATUTES
ACTIVITY SUMMARY OF CHARGES
VIA OFFENCE NOTICES

Judicial District County, or District	Fail to Respond 1982/83	Fail to Respond 1983/84	Fail to Respond 1984/85	Prepaid Fines 1982/83	Prepaid Fines 1983/84	Prepaid Fines 1984/85
TOTAL ONTARIO	42246	40642	39197	26006	26582	25964
Metropolitan Toronto	23535	18757	17132	7629	5737	4641
REMAINDER OF ONTARIO	18711	21885	22065	18377	20845	21323
Algoma	266	279	259	302	322	313
Brant	73	198	271	75	137	214
Bruce	65	93	83	106	156	158
Cochrane	209	250	266	475	524	615
Dufferin	33	25	27	51	61	60
Durham	491	1036	1349	368	857	765
Elgin	144	146	159	166	213	181
Essex	941	911	784	1180	1249	1056
Frontenac	127	122	103	215	209	213
Grey	113	82	154	232	211	227
Haldimand	151	126	114	211	201	205
Halton	430	430	412	393	416	505
Hamilton-Wentworth	2342	2743	2600	1989	1987	2074
Hastings	259	160	136	332	231	217
Huron	51	38	38	73	90	70
Kenora	360	227	235	433	265	288
Kent	222	300	254	365	395	408
Lambton	368	471	479	328	393	482
Lanark	49	61	80	75	100	129
Leeds & Grenville	87	137	160	132	206	304
Lennox & Addington	85	45	35	71	78	86
Manitoulin	15	21	45	43	29	52
Middlesex	1773	1906	1966	926	1001	1048
Muskoka	206	209	139	415	279	237
Niagara North	442	400	507	510	534	610
Niagara South	572	644	785	682	773	976
Nipissing	263	426	369	403	501	364
Norfolk	174	195	238	182	256	267
Northumberland	174	210	216	183	210	233
Ottawa-Carleton	1599	2005	2071	566	750	701
Oxford	49	61	92	60	57	59
Parry Sound	107	88	92	206	184	134
Peel	1371	2133	2049	607	1033	885
Perth	105	88	85	193	178	146
Peterborough	104	149	126	140	126	98
Prescott & Russell	59	100	120	123	179	198
Prince Edward	42	52	66	57	65	85
Rainy River	76	76	87	101	124	86
Renfrew	231	240	199	321	334	388
Simcoe	623	599	554	639	791	596
Stormont, Dundas & Glengarry	200	199	236	324	330	382
Sudbury	44	62	66	52	62	104
Thunder Bay	493	700	482	585	735	323
Timiskaming	104	150	145	261	325	660
Victoria & Haliburton	175	137	107	236	224	222
Waterloo	545	636	726	536	675	755
Wellington	277	318	411	459	469	742
York Region	2022	2201	2088	1995	2320	2370

NOTES:

Source: Provincial Court (Criminal Division) Statistical Report

2485A/205A/50

TABLE V.10(c)
PROVINCIAL OFFENCES ACT
MUNICIPAL BY-LAWS (1)
ACTIVITY SUMMARY OF CHARGES
VIA OFFENCE NOTICES

Judicial District County, or District	Charges Received			Trial Requests			Drop-In Guilty Pleas(2)		
	1982/83	1983/84	1984/85	1982/83	1983/84	1984/85	1982/83	1983/84	1984/85
TOTAL ONTARIO	62652	60473	51027	4076	3980	3177	860	834	659
Metropolitan Toronto	42530	36533	29445	3268	3102	2379	443	435	275
REMAINDER OF ONTARIO	20122	23940	21582	808	878	798	417	399	384
Algoma	379	419	531	15	20	22	-	1	3
Brant	8	309	249	1	17	15	-	1	3
Bruce	241	250	415	2	6	3	-	2	4
Cochrane	12	55	56	-	4	7	-	-	1
Dufferin	19	13	21	-	2	-	-	1	-
Durham	41	51	22	6	1	1	1	-	-
Elgin	38	19	3	-	-	-	-	-	-
Essex	747	1727	2825	60	81	97	15	35	41
Frontenac	227	245	493	22	15	15	48	34	41
Grey	23	66	60	1	4	-	1	3	-
Haldimand	4	15	16	1	2	-	-	-	-
Halton	314	284	378	12	28	24	6	1	-
Hamilton-Wentworth	4170	3906	5861	135	201	200	63	77	83
Hastings	13	29	5	2	-	2	-	-	-
Huron	5	4	9	-	-	-	-	-	-
Kenora	55	31	35	1	-	1	1	-	-
Kent	345	320	398	7	9	5	9	5	13
Lambton	248	189	165	6	12	9	6	9	17
Lanark	11	13	26	-	-	-	-	-	-
Leeds & Grenville	117	46	86	13	6	3	-	-	1
Lennox & Addington	120	121	60	1	4	2	10	14	4
Manitoulin	12	17	13	-	-	-	-	-	-
Middlesex	1086	1525	1471	54	48	50	31	39	35
Muskoka	30	47	55	1	2	-	-	-	1
Niagara North	511	317	448	21	15	17	27	17	37
Niagara South	68	266	514	6	7	16	3	-	7
Nipissing	133	113	108	10	6	3	1	-	2
Norfolk	1	-	-	-	-	-	-	-	-
Northumberland	79	130	205	6	5	4	1	3	-
Ottawa-Carleton	8208	9775	3256	215	182	128	138	111	62
Oxford	53	85	60	4	1	-	-	-	-
Parry Sound	11	30	5	-	1	-	-	-	1
Peel	660	769	508	19	6	10	6	2	1
Perth	21	38	27	-	-	5	-	-	1
Peterborough	54	21	40	3	9	11	-	5	4
Prescott & Russell	56	79	94	4	1	1	-	-	-
Prince Edward	5	2	5	-	-	2	-	-	-
Rainy River	-	7	12	-	-	-	-	-	1
Renfrew	39	56	72	2	5	5	1	-	-
Simcoe	93	142	423	9	5	34	-	2	1
Stormont, Dundas & Glengarry	5	8	3	-	-	-	-	-	-
Sudbury	464	562	855	15	20	20	11	8	6
Thunder Bay	606	1156	591	50	82	27	11	8	2
Timiskaming	54	25	38	-	-	1	-	-	-
Victoria & Haliburton	93	71	58	3	-	6	4	9	-
Waterloo	138	178	430	11	20	17	3	-	1
Wellington	151	211	380	11	8	9	5	10	7
York Region	354	198	197	79	43	26	15	2	4

NOTES: (1) Excludes parking infractions.
(2) Refers to 'accepted drop-in guilty pleas' only.

Source: Provincial Court (Criminal Division) Statistical Report

2485A/205A/51

TABLE V.10(c)
PROVINCIAL OFFENCES ACT
MUNICIPAL BY-LAWS (1)
ACTIVITY SUMMARY OF CHARGES
VIA OFFENCE NOTICES

Judicial District County, or District	Fail to Respond			Prepaid Fines		
	1982/83	1983/84	1984/85	1982/83	1983/84	1984/85
TOTAL ONTARIO	20822	19775	17760	38013	33160	30228
Metropolitan Toronto	14329	12266	10640	24777	17186	15065
REMAINDER OF ONTARIO	6493	7509	7120	13236	15974	15163
Algoma	159	153	235	215	204	311
Brant	162	153	145	188	120	254
Bruce	33	32	60	263	205	342
Cochrane	14	19	20	22	35	38
Dufferin	11	5	10	9	3	4
Durham	14	18	4	119	101	33
Elgin	-	-	-	16	2	2
Essex	244	461	815	672	1385	1849
Frontenac	97	104	97	95	281	264
Grey	1	15	9	64	50	31
Haldimand	2	4	5	2	8	12
Halton	158	122	172	119	99	169
Hamilton-Wentworth	1296	1508	1562	2439	2462	4156
Hastings	2	-	2	36	-	4
Huron	2	1	3	2	2	7
Kenora	23	8	10	56	31	34
Kent	91	110	140	247	191	245
Lambton	84	61	78	93	83	43
Lanark	2	-	3	22	8	2
Leeds & Grenville	27	20	21	67	19	59
Lennox & Addington	15	17	9	91	97	49
Manitoulin	7	5	4	4	14	9
Middlesex	463	592	558	636	835	827
Muskoka	5	11	5	25	57	46
Niagara North	140	106	203	156	122	234
Niagara South	36	115	187	58	125	295
Nipissing	43	67	38	140	102	148
Norfolk	-	-	-	-	4	4
Northumberland	34	37	78	41	344	186
Ottawa-Carleton	2332	2758	1423	5360	6842	3167
Oxford	19	31	17	15	37	29
Parry Sound	-	4	-	2	39	5
Peel	182	127	149	518	437	347
Perth	3	3	6	20	5	9
Peterborough	28	37	32	4	10	40
Prescott & Russell	13	20	19	42	44	115
Prince Edward	-	-	-	6	-	11
Rainy River	-	-	4	-	4	5
Renfrew	10	19	12	28	49	55
Simcoe	33	37	84	15	34	163
Stormont, Dundas & Glengarry	-	1	-	9	2	-
Sudbury	188	183	342	528	433	592
Thunder Bay	174	263	196	313	602	351
Timiskaming	14	9	21	44	38	18
Victoria & Haliburton	23	9	25	65	18	38
Waterloo	71	96	160	81	163	247
Wellington	58	48	80	115	113	205
York Region	180	120	77	174	115	107

NOTES: (1) Excludes parking infractions.

Source: Provincial Court (Criminal Division) Statistical Report

2485A/205A/52

TABLE V.10(d)
PROVINCIAL OFFENCES ACT
TOTAL ACTIVITY SUMMARY OF CHARGES
VIA OFFENCE NOTICES

Judicial District County, or District	Charges Received			Trial Requests			Drop-In Guilty Pleas(1)		
	1982/83	1983/84	1984/85	1982/83	1983/84	1984/85	1982/83	1983/84	1984/85
TOTAL ONTARIO	1747344	1608174	1465123	131802	119907	118786	35523	31807	33501
Metropolitan Toronto	703628	550829	462509	85571	72596	68306	17646	14231	13953
REMAINDER OF ONTARIO	1043716	1057345	1002614	46231	47311	50480	17877	17576	19548
Algoma	17405	18514	18333	436	494	503	70	64	119
Brant	12875	12118	11734	494	486	419	26	33	98
Bruce	11374	11333	12697	239	223	297	90	55	76
Cochrane	13351	16296	14355	337	425	418	31	43	108
Dufferin	3433	3730	3900	172	203	243	30	46	27
Durham	51780	53496	48073	3122	3044	3034	597	637	700
Elgin	14342	12031	10625	242	230	209	278	261	226
Essex	38733	43435	46128	2395	2344	3221	1250	1124	1035
Frontenac	17123	14306	12946	453	427	367	714	632	672
Grey	7904	7294	7328	154	136	126	80	85	117
Haldimand	5409	4951	4831	165	177	156	117	62	99
Halton	45843	42960	45263	2198	2171	2195	603	537	702
Hamilton-Wentworth	89856	82057	85603	4779	5215	5630	1810	1776	2064
Hastings	13970	15087	12590	406	467	417	393	387	406
Huron	6761	6052	6377	108	117	129	43	50	62
Kenora	15761	15108	16153	143	141	225	102	156	66
Kent	19871	21320	19671	586	532	532	482	465	444
Lambton	18346	15357	17227	482	411	418	661	635	753
Lanark	5402	6365	6151	144	168	172	46	48	43
Leeds & Grenville	13821	15743	15852	296	373	315	107	72	128
Lennox & Addington	6445	6610	6962	241	251	247	281	309	277
Manitoulin	1239	1209	1541	25	19	21	13	5	8
Middlesex	49156	53448	47654	2514	2258	2249	1391	1502	1725
Muskoka	16007	14666	11121	510	564	360	181	182	140
Niagara North	26233	22560	20150	1149	857	821	561	668	910
Niagara South	32103	30701	28044	1006	1045	1089	529	361	532
Nipissing	13054	12405	10671	408	425	525	84	90	91
Norfolk	10112	10726	9869	239	261	249	82	81	86
Northumberland	15054	15467	16184	559	492	551	165	121	193
Ottawa-Carleton	58636	61900	48602	2458	2518	2714	689	842	835
Oxford	12538	13943	11981	219	222	252	48	51	54
Parry Sound	6535	6683	6282	201	245	201	54	68	66
Peel	61731	74976	72895	5049	5928	7398	793	829	993
Perth	11014	11457	10602	213	270	244	241	224	257
Peterborough	11062	13264	14577	447	576	693	508	456	539
Prescott & Russell	5902	5318	6224	131	146	82	30	31	20
Prince Edward	2377	1889	2194	37	29	39	6	9	5
Rainy River	3499	3352	3480	93	93	88	44	38	34
Renfrew	9872	9708	9334	299	234	298	151	124	165
Simcoe	46461	45945	42889	2374	2177	2705	779	711	737
Stormont, Dundas & Glengarry	13139	14266	16042	221	289	379	62	68	108
Sudbury	20937	21174	19589	674	896	472	370	316	349
Thunder Bay	25264	25419	23140	784	841	802	193	202	206
Timiskaming	5849	6525	7233	104	144	151	27	21	3
Victoria & Haliburton	6560	7228	6755	181	185	167	170	210	196
Waterloo	54701	50625	42561	2072	1994	1835	1163	1113	1262
Wellington	17891	18116	19010	657	804	780	463	532	606
York Region	76985	80212	71191	6015	5764	6042	1269	1244	1206

NOTES: (1) Refers to 'accepted drop-in guilty pleas' only.

Source: Provincial Court (Criminal Division) Statistical Report

2485A/205A/53

TABLE V.10(d)
PROVINCIAL OFFENCES ACT
TOTAL ACTIVITY SUMMARY OF CHARGES
VIA OFFENCE NOTICES

Judicial District County, or District	Fail to Respond			Prepaid Fines		
	1982/83	1983/84	1984/85	1982/83	1983/84	1984/85
TOTAL ONTARIO	574048	514434	467286	1023817	945940	866731
Metropolitan Toronto	269853	206098	177252	341495	263971	223914
REMAINDER OF ONTARIO	304195	308336	290034	682322	681969	642817
Algoma	5668	5387	5690	11367	12002	11716
Brant	3925	3515	3583	8275	7686	7520
Bruce	2308	2322	2712	8666	8376	9650
Cochrane	3716	4333	3968	9431	11410	9995
Dufferin	881	976	914	2292	2583	2590
Durham	16917	17436	14554	32098	33306	28839
Elgin	3773	3375	3118	10275	8456	7265
Essex	10403	12409	12465	24928	28019	29629
Frontenac	3751	3137	3014	11928	10289	8893
Grey	1670	1415	1670	6222	5662	5583
Haldimand	1699	1486	1283	3437	3185	3168
Halton	13106	11990	12393	30043	27858	29114
Hamilton-Wentworth	28772	25447	25578	55041	50736	53867
Hastings	3545	3305	3171	10074	10892	8796
Huron	1333	1377	1438	5133	4686	4777
Kenora	8174	7499	7854	7764	7387	7620
Kent	4852	5636	5789	13788	14342	12939
Lambton	5852	4861	5403	11272	9153	10297
Lanark	1543	1755	1844	3638	4157	4011
Leeds & Grenville	3150	3563	3874	10215	11841	11817
Lennox & Addington	1395	1456	1548	4354	4528	5065
Manitoulin	561	516	738	674	585	757
Middlesex	16143	18229	15156	31770	32441	28849
Muskoka	4547	4230	2732	11006	9770	6986
Niagara North	6793	5871	5354	17685	15288	13294
Niagara South	9242	8628	7938	21746	20123	18618
Nipissing	3667	3555	3128	9205	8239	6763
Norfolk	3075	3406	3069	6788	7100	6320
Northumberland	4336	4420	4309	10392	11088	11069
Ottawa-Carleton	19573	20442	16343	35910	36449	28590
Oxford	3106	3303	3200	9466	10275	8165
Parry Sound	1548	1518	1559	4547	4667	4480
Peel	19915	24837	23492	34422	43035	41570
Perth	2006	2038	2039	8456	8444	8115
Peterborough	2628	3296	3333	7230	8575	10238
Prescott & Russell	1380	1389	1760	4386	3967	4537
Prince Edward	606	550	591	1620	1413	1312
Rainy River	1157	1154	1247	2162	2117	2162
Renfrew	2422	2500	2208	7173	6787	6678
Simcoe	12650	12839	12354	30724	30347	27959
Stormont, Dundas & Glengarry	3317	3571	3746	9184	10460	11663
Sudbury	5483	5264	5190	13820	14494	13376
Thunder Bay	9100	9372	8420	15891	15406	14196
Timiskaming	1503	1756	2030	4238	4598	4924
Victoria & Haliburton	1834	1881	1738	4176	4684	4519
Waterloo	12831	12021	10394	39309	34335	29073
Wellington	4397	4487	5072	12539	12195	12692
York Region	23942	24583	21031	47562	48531	42761

NOTES:

Source: Provincial Court (Criminal Division) Statistical Report

2485A/205A/54

TABLE V.11
PROVINCIAL COURT (CRIMINAL DIVISION)
HOURS SPENT IN COURT

Judicial District County, or District	Court Hours (1)			Crown Hours (1)		
	1982/83	1983/84	1984/85	1982/83	1983/84	1984/85
TOTAL ONTARIO	153283	152156	148253	102362	101771	99829
Metropolitan Toronto	53055	51531	48154	31685	30317	28399
REMAINDER OF ONTARIO	100228	100625	100099	70677	71454	71430
Algoma	2467	2446	2434	1888	1921	1897
Brant	1149	1187	1182	1160	1184	1085
Bruce	973	1040	913	627	635	412
Cochrane	1224	1251	1282	990	1012	1036
Dufferin	566	616	552	353	453	404
Durham	3803	3746	4239	2774	2750	3229
Elgin	827	802	843	638	672	682
Essex	4102	4547	4579	2739	3130	3177
Frontenac	1791	1867	1789	1167	1293	1141
Grey	847	802	1002	464	451	602
Haldimand	281	373	392	191	273	307
Halton	3125	2873	2867	2016	1786	1809
Hamilton-Wentworth	7185	6802	6241	5098	4973	4525
Hastings	1894	1836	1961	1444	1399	1581
Huron	443	450	399	240	290	209
Kenora	1381	1278	1235	998	830	832
Kent	1312	1356	1222	819	806	781
Lambton	1871	1845	1804	1238	1307	1295
Lanark	491	545	542	307	379	322
Leeds & Grenville	1035	1010	1031	636	603	624
Lennox & Addington	435	481	521	281	330	392
Manitoulin	256	250	251	254	250	246
Middlesex	6239	5859	6018	4865	4496	4923
Muskoka	737	949	719	392	460	420
Niagara North	1993	2319	2467	1083	1350	1444
Niagara South	3030	2964	2853	1980	1919	1824
Nipissing	1737	1760	1544	1126	1182	1079
Norfolk	524	514	492	403	374	377
Northumberland	1408	1510	1519	925	1064	972
Ottawa-Carleton	7374	6521	7056	5856	4947	5736
Oxford	740	702	731	569	518	529
Parry Sound	392	442	512	353	392	454
Peel	8560	10047	9408	5237	6975	6180
Perth	1499	1543	1561	820	895	974
Peterborough	1723	1937	2046	1264	1369	1384
Prescott & Russell	961	1032	1055	726	788	765
Prince Edward	253	226	239	105	162	161
Rainy River	610	624	636	474	486	535
Renfrew	1306	1314	1378	926	937	993
Simcoe	4687	4655	4725	3578	3351	3210
Stormont, Dundas & Glengarry	1395	1267	1285	1210	1121	1100
Sudbury	2625	2273	2323	1879	1633	1741
Thunder Bay	2404	2350	2129	1791	1768	1682
Timiskaming	401	367	470	353	333	436
Victoria & Haliburton	1251	1254	1272	1124	1125	1181
Waterloo	4763	4635	4387	3265	3096	2983
Wellington	1031	1119	1122	675	664	607
York Region	5127	5039	4871	3376	3322	3152

NOTES: (1) Reporting requirements were revised, therefore, data may not be comparable to previous years.
Data represent gross court hours.
Crown Attorney hours do not include Provincial Prosecutor's hours.

Source: Provincial Court (Criminal Division) Statistical Report

2485A/205A/55

PART VI

PROVINCIAL COURT (FAMILY DIVISION)

TABLE VI.1
PROVINCIAL COURT (FAMILY DIVISION)
ALL STATUTES
ACTIVITY SUMMARY

Judicial District County, or District	Matters Received			Matters Disposed (1)			Pending @ March 31		
	1982/83	1983/84	1984/85	1982/83	1983/84	1984/85	1983	1984	1985
TOTAL ONTARIO	96931	98914	91145	96963	99488	92852	15869	15291 (r) (4)	14163
Metropolitan Toronto	18017	17466	17847	17969	17312	18066	2729	2883	2795
REMAINDER OF ONTARIO	78914	81448	73298	78994	82176	74786	13140	12408 (r)	11368
Algoma (Elliot Lake) * (2)		99	65		88	79		33	19
Algoma (S.S. Marie)	1443	1182	1229	1414	1217	1246	223	166	149
Brant	1462	1632	1268	1492	1598	1292	178	212	195
Bruce *	598	623	534	665	611	539	80	93	92
Cochrane North *	809	738	595	775	851	569	237	124	154
Cochrane South	721	902	909	718	854	940	81	129	98
Dufferin *	354	391	307	340	359	349	50	83	41
Durham	2947	3478	3026	2928	3252	3061	457	688 (r)	653
Elgin *	1178	1311	1217	1241	1268	1282	63	106	52
Essex	4019	3530	2737	4322	3391	3061	885	1024	700
Frontenac	2188	1977	1897	1845	2721	2017	1028	284	173
Grey	836	724	722	866	679	733	91	163 (r)	153
Haldimand *	379	291	343	372	324	342	77	44	45
Halton	1852	1790	1881	1860	1951	1801	396	235	319
Hamilton-Wentworth (3)	4444	4652	3903	4672	4375	3880	769	1046	1147
Hastings	2163	2226	1868	2080	2174	2013	303	355	220
Huron	488	464	403	461	473	410	66	57	50
Kenora (Dryden) *	290	485	459	343	503	440	94	76	95
Kenora (Kenora) *	1091	1274	948	1187	1192	1031	75	157	162
Kent	2071	2553	2200	1676	3316	2170	1069	306	346
Lambton *	1994	2383	1628	2176	2222	1838	159	320	119
Lanark *	517	592	402	488	648	406	135	80 (r)	76
Leeds & Grenville *	913	725	836	846	772	801	186	139	174
Lennox & Addington *	436	419	412	440	410	434	67	76	54
Manitoulin *	286	253	251	288	267	224	22	8	35
Middlesex	3637	3643	3195	3559	3501	3293	403	545	504
Muskoka	355	385	334	358	364	356	38	59	40
Niagara North	1984	1945	1878	1934	1949	1945	273	269	204
Niagara South	2149	2016	2407	1959	2321	2348	564	259	321
Nipissing	816	902	884	837	851	930	54	105	59
Norfolk	679	699	641	706	625	674	34	112 (r)	79
Northumberland	837	955	688	793	961	724	138	132	96
Ottawa-Carleton	5372	5521	5246	5458	5341	5404	583	698 (r)	611
Oxford	943	1090	819	955	951	904	140	279	197
Parry Sound *	465	407	304	463	423	345	80	64	24
Peel	3297	3753	3754	3393	3907	3720	562	408	458
Perth	857	928	802	819	929	855	87	88 (r)	35
Peterborough	2146	1856	1587	2186	1842	1635	255	269	224
Prescott & Russell *	319	243	329	345	256	291	48	35	73
Prince Edward *	278	235	321	297	259	322	51	30 (r)	29
Rainy River *	397	451	301	375	485	260	117	83	125
Renfrew *	1063	1192	975	1092	1158	1029	99	133	79
Simcoe	2718	2559	2295	2501	2593	2452	485	451	298
Stormont, Dundas & Glengarry *	965	959	898	948	962	933	162	176 (r)	141
Sudbury (Espanola) *	80	129	94	66	160	92	42	11	13
Sudbury (Sudbury)	2448	2565	2285	2433	2483	2258	179	261	288
Thunder Bay	1722	2033	2110	1701	2076	1962	208	165	320
Timiskaming	862	644	647	838	690	637	95	49	63
Victoria & Haliburton *	597	709	630	572	680	626	124	153	162
Waterloo	2752	2858	2757	2852	2946	2744	577	489	510
Wellington	1579	1355	1203	1606	1447	1187	188	96	112
York (Newmarket)	1993	2207	1704	2079	2178	1858	224	253	99
York (North York)	4125	4515	4170	4374	4322	4044	539	732	883

NOTES:
- * Combined Criminal and Family Court Offices.
- (1) Disposed includes final orders, withdrawals, dismissals, issued bench warrants, and transfers out.
- (2) Elliot Lake now handles its own Family matters. Previous years handled by Sault Ste. Marie.
- (3) Does not include divorce statistics handled by the Unified Family Court; information is available upon request.
- (4) Does not calculate arithmetically from March, 1983 as a few offices revised information since publication of report.

Source: Provincial Court (Family Division) Statistical Report

2613A/170A/1

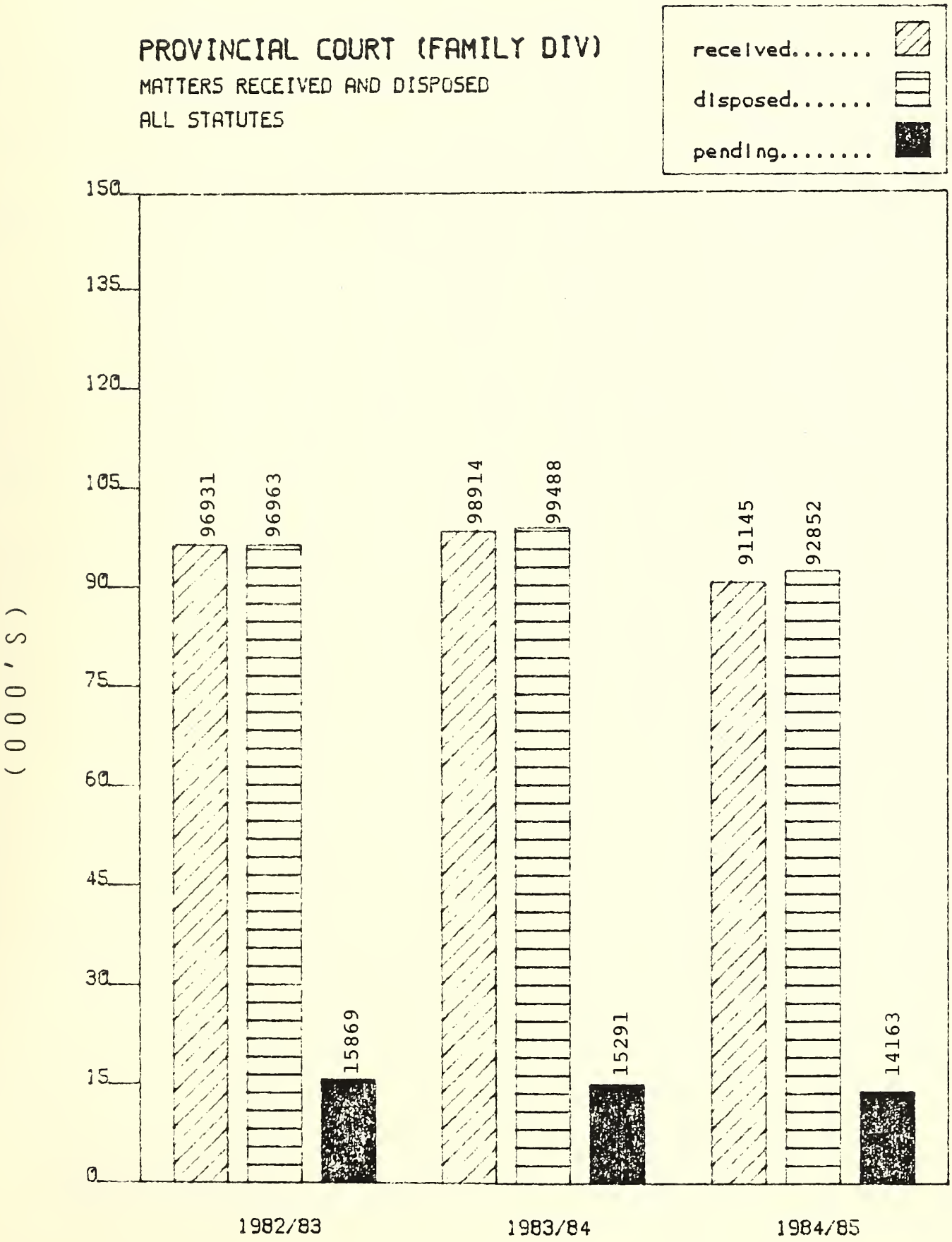
PROVINCIAL COURT (FAMILY DIV)
MATTERS RECEIVED AND DISPOSED
ALL STATUTES
received.....
disposed.....
pending.....
150
135
120
105
90
75
60
45
30
15
0
(0000'S)
96931
96963
15869
98914
99488
15291
91145
92852
14163
1982/83
1983/84
1984/85

TABLE VI.2
PROVINCIAL COURT (FAMILY DIVISION)
CHILD WELFARE ACT
ACTIVITY SUMMARY

Judicial District County, or District	Matters Received			Matters Disposed (1)			Pending @ March 31		
	1982/83	1983/84	1984/85	1982/83	1983/84	1984/85	1983	1984	1985
TOTAL ONTARIO	18786	19638	18500	19206	19368	18498	2143	2348 (r)	2350
Metropolitan Toronto	3205	3448	3616	3415	3504	3528	727	671	759
REMAINDER OF ONTARIO	15581	16190	14884	15791	15864	14970	1416	1677 (r)	1591
Algoma (Elliot Lake) (2)		-	-		-	-		-	-
Algoma (S.S. Marie)	440	306	321	399	349	293	62	19	47
Brant	232	259	230	244	253	234	12	18	14
Bruce	117	118	108	129	117	110	11	12	10
Cochrane North	247	196	135	247	222	134	40	14	15
Cochrane South	229	295	297	219	285	330	29	39	6
Dufferin	61	69	54	53	64	63	8	13	4
Durham	528	592	566	517	522	566	85	155	155
Elgin	79	106	73	87	102	73	3	7	7
Essex	480	402	313	488	389	326	59	72	59
Frontenac	278	358	339	291	340	316	6	24	47
Grey	230	199	247	207	196	237	29	32	42
Haldimand	77	87	62	86	82	66	-	5	1
Halton	601	621	573	623	613	555	11	19	37
Hamilton-Wentworth	688	634	539	633	682	545	132	84	78
Hastings	343	351	325	317	340	321	29	40	44
Huron	139	125	75	140	123	73	3	5	7
Kenora (Dryden)	44	185	137	87	180	133	15	20	24
Kenora (Kenora)	337	332	351	348	301	331	16	47	67
Kent	199	217	197	197	229	203	39	27	21
Lambton	328	431	314	393	400	320	5	36	30
Lanark	129	82	82	94	137	74	63	8	16
Leeds & Grenville	192	207	273	185	190	289	15	32	16
Lennox & Addington	74	66	110	73	62	111	4	8	7
Manitoulin	97	114	91	92	120	87	11	5	9
Middlesex	815	732	704	849	749	690	48	31	45
Muskoka	68	78	66	63	75	72	13	16	10
Niagara North	448	447	394	461	425	410	28	50	34
Niagara South	313	304	287	294	337	291	49	16	12
Nipissing	282	346	329	294	341	317	1	6	18
Norfolk	99	89	81	96	91	85	7	5	1
Northumberland	114	133	118	111	149	105	22	6	19
Ottawa-Carleton	1119	1295	1226	1185	1165	1200	90	155 (r)	181
Oxford	187	151	137	213	166	184	64	49	2
Parry Sound	108	66	83	103	66	83	5	5	5
Peel	862	1070	903	927	1035	967	42	77	13
Perth	148	154	156	148	142	165	3	15	6
Peterborough	210	206	256	197	198	242	23	31	45
Prescott & Russell	105	98	132	120	101	123	11	8	17
Prince Edward	40	39	29	41	40	29	2	1	1
Rainy River	79	53	48	80	55	56	16	14	6
Renfrew	195	281	199	193	272	205	15	24	18
Simcoe	469	448	443	457	455	446	40	33	30
Stormont, Dundas & Glengarry	329	289	273	335	274	268	10	25	30
Sudbury (Espanola)	-	-	-	-	-	-	-	-	-
Sudbury (Sudbury)	774	846	749	767	852	749	34	28	28
Thunder Bay	303	284	381	286	292	328	28	20	73
Timiskaming	253	178	238	241	178	238	20	20	20
Victoria & Haliburton	118	121	79	95	153	77	56	24	26
Waterloo	504	542	506	535	501	488	12	53	71
Wellington	329	282	237	325	291	232	17	8	13
York (Newmarket)	287	270	238	290	265	242	22	27	23
York (North York)	854	1036	780	936	898	888	51	189	81

NOTES: (1) Number of persons for whom orders are sought includes final orders, withdrawals, dismissals, issued bench warrants, and transfers out.
(2) Elliot Lake now handles its own Family matters. Previous years handled by Sault Ste. Marie.

Source: Provincial Court (Family Division) Statistical Report

2613A/170A/2

TABLE VI.3
PROVINCIAL COURT (FAMILY DIVISION)
EDUCATION ACT
ACTIVITY SUMMARY

Judicial District County, or District	Charges Received			Charges Disposed (1)			Pending @ March 31		
	1982/83	1983/84	1984/85	1982/83	1983/84	1984/85	1983	1984	1985 (3)
TOTAL ONTARIO	895	810	133	880	973	312	396	238 (r) (3)	59
Metropolitan Toronto	214	161	11	191	172	61	66	55	5
REMAINDER OF ONTARIO	681	649	122	689	801	251	330	183 (r)	54
Algoma (Elliot Lake) (2)		-	-		-	-		-	-
Algoma (S.S. Marie)	3	8	-	1	9	1	2	1	-
Brant	3	-	-	2	1	-	1	-	-
Bruce	-	2	-	-	2	-	-	-	-
Cochrane North	6	9	1	13	38	-	29	-	1
Cochrane South	-	-	-	-	-	-	-	-	-
Dufferin	1	-	-	-	1	-	1	-	-
Durham	15	13	2	18	16	7	3	5 (r)	-
Elgin	13	3	9	13	6	9	3	-	-
Essex	47	48	27	38	34	77	40	54	4
Frontenac	6	7	-	-	28	-	22	1	1
Grey	1	2	-	-	4	-	2	-	-
Haldimand	11	1	1	1	10	1	10	-	-
Halton	7	3	-	6	10	3	10	3	-
Hamilton-Wentworth	19	36	7	18	40	12	11	7	2
Hastings	33	43	1	36	30	18	4	17	-
Huron	14	-	4	12	2	2	2	-	2
Kenora (Dryden)	1	1	-	1	4	-	4	1	1
Kenora (Kenora)	1	2	4	1	5	6	5	2	-
Kent	-	-	-	-	1	-	1	-	-
Lambton	15	24	2	18	27	8	10	7	1
Lanark	1	1	1	-	2	1	1	1 (r)	1
Leeds & Grenville	4	3	2	1	7	-	4	-	2
Lennox & Addington	7	10	4	9	11	3	2	1	2
Manitoulin	-	-	-	-	-	-	-	-	-
Middlesex	100	48	5	94	76	10	37	9	4
Muskoka	-	-	-	-	-	-	-	-	-
Niagara North	7	8	6	13	12	7	5	1	-
Niagara South	3	-	-	-	6	-	6	-	-
Nipissing	7	13	-	12	14	-	1	-	-
Norfolk	6	3	1	-	11	-	8	-	1
Northumberland	2	8	-	1	10	-	2	-	-
Ottawa-Carleton	29	44	3	74	43	11	9	10	2
Oxford	18	31	4	15	26	7	3	8	5
Parry Sound	1	14	2	-	20	-	6	-	2
Peel	32	23	18	34	27	23	11	7	2
Perth	8	-	-	5	4	-	4	-	-
Peterborough	14	4	-	13	8	-	4	-	-
Prescott & Russell	1	2	-	2	2	-	-	-	-
Prince Edward	2	1	-	2	2	-	1	-	-
Rainy River	7	8	-	13	8	1	4	4	3
Renfrew	11	4	-	8	8	-	4	-	-
Simcoe	25	13	-	23	13	3	4	4	1
Stormont, Dundas & Glengarry	12	18	-	11	20	1	3	1	-
Sudbury (Espanola)	-	-	-	-	-	-	-	-	-
Sudbury (Sudbury)	41	21	-	26	35	7	21	7	-
Thunder Bay	8	16	1	13	9	8	-	7	-
Timiskaming	14	15	4	10	19	2	6	2	4
Victoria & Haliburton	2	3	-	2	8	-	5	-	-
Waterloo	6	2	-	1	7	1	6	1	-
Wellington	4	5	-	4	6	1	3	2	1
York (Newmarket)	47	53	3	55	54	7	5	4	-
York (North York)	66	76	10	70	65	14	5	16	12

NOTES: (1) Disposed includes final orders, withdrawals, dismissals, issued bench warrants, and transfers out.
(2) Elliot Lake now handles its own Family matters. Previous years handled by Sault Ste. Marie.
(3) Does not calculate arithmetically from March, 1983 as a few offices revised information since publication of report.

Source: Provincial Court (Family Division) Statistical Report

2613A/170A/5

TABLE VI.4
PROVINCIAL COURT (FAMILY DIVISION)
JUVENILE DELINQUENTS ACT
ACTIVITY SUMMARY

Judicial District County, or District	Charges Received 1982/83	Charges Received 1983/84	Charges Received 1984/85	Charges Disposed (1) 1982/83	Charges Disposed (1) 1983/84	Charges Disposed (1) 1984/85	Pending @ March 31 1983	Pending @ March 31 1984	Pending @ March 31 1985	Number of Persons Charged 1982/83	Number of Persons Charged 1983/84	Number of Persons Charged 1984/85
TOTAL ONTARIO	29266	28771	967 (2)	29748	27767	4581 (2)	2718	3775 (r) (4)	161 (2)	18826	17341	2831 (2)
Metropolitan Toronto	7237	5757	435	7157	5924	897	633	466	4	4060	3239	488
REMAINDER OF ONTARIO	22029	23014	532	22591	21843	3684	2085	3309 (r)	157	14766	14102	2343
Algoma (Elliot Lake) (3)		-	-		-	-		-	-		-	-
Algoma (S.S. Marie)	604	616	7	613	524	111	19	111	7	390	339	69
Brant	399	394	4	388	395	56	53	52	-	282	273	28
Bruce	240	274	31	304	247	58	-	28	1	165	139	48
Cochrane North	349	346	16	354	335	47	22	33	2	188	152	29
Cochrane South	137	258	-	137	240	24	6	24	-	73	118	12
Dufferin	104	117	2	92	106	29	16	27	-	50	55	6
Durham	831	960	15	873	887	75	8	81	21	581	595	56
Elgin	288	374	1	286	312	71	8	70	-	179	217	27
Essex	672	613	2	781	529	261	177	261	2	442	317	162
Frontenac	301	291	20	297	278	53	21	34	1	219	188	36
Grey	257	193	4	294	173	61	10	57 (r)	-	201	135	36
Haldimand	139	67	-	138	63	12	9	14	2	74	41	6
Halton	347	328	24	453	302	73	23	49	-	293	195	50
Hamilton-Wentworth	863	1033	20	898	898	222	67	202	-	774	726	186
Hastings	422	500	13	378	480	88	55	75	-	319	340	50
Huron	113	112	-	81	126	22	36	22	-	50	52	9
Kenora (Dryden)	126	202	-	166	161	29	1	42	13	98	66	8
Kenora (Kenora)	608	827	22	704	767	75	23	83	30	356	445	54
Kent	454	383	7	434	370	82	65	78	3	216	222	35
Lambton	599	626	8	637	535	100	4	95	3	450	328	53
Lanark	130	222	2	122	222	21	19	19	-	91	81	12
Leeds & Grenville	362	115	-	303	185	25	96	26	1	135	93	13
Lennox & Addington	92	143	1	86	128	40	24	39	-	72	88	25
Manitoulin	131	69	-	133	79	-	10	-	-	80	58	-
Middlesex	1176	1230	16	1184	1109	251	119	240	5	809	768	179
Muskoka	140	151	-	138	136	20	5	20	-	58	66	8
Niagara North	295	380	-	276	386	44	50	44	-	215	252	38
Niagara South	222	208	-	211	199	20	11	20	-	211	196	16
Nipissing	296	311	-	306	259	53	1	53	-	182	157	23
Norfolk	132	53	1	137	52	9	3	8 (r)	-	80	40	8
Northumberland	252	287	-	229	292	39	44	39	-	109	151	13
Ottawa-Carleton	1397	1381	9	1365	1306	192	108	183	-	810	711	110
Oxford	284	361	2	259	305	94	36	92	-	195	221	77
Parry Sound	202	145	-	213	128	26	9	26	-	86	55	18
Peel	765	943	16	820	998	105	144	89	-	563	691	71
Perth	268	258	-	258	252	22	16	22	-	200	181	17
Peterborough	648	536	6	681	535	70	63	64	-	292	191	16
Prescott & Russell	73	64	-	70	66	4	9	7	3	55	55	4
Prince Edward	88	55	-	108	67	4	13	4 (r)	-	67	38	3
Rainy River	153	166	-	138	183	20	37	20	-	78	101	15
Renfrew	258	277	1	244	276	28	26	27	-	140	166	16
Simcoe	983	1071	21	881	1091	176	177	157	2	589	676	130
Stormont, Dundas & Glengarry	250	248	-	274	199	66	1	67 (r)	1	159	137	30
Sudbury (Espanola)	26	58	7	27	65	9	9	2	-	20	31	9
Sudbury (Sudbury)	519	466	10	553	447	47	18	37	-	387	313	28
Thunder Bay	778	902	31	772	915	101	83	70	-	600	641	65
Timiskaming	346	191	4	333	215	9	29	5	-	123	118	5
Victoria & Haliburton	169	222	17	170	191	52	4	35	-	77	97	9
Waterloo	958	1037	145	972	1043	238	141	135	42	674	732	189
Wellington	319	300	-	325	331	50	81	50	-	175	183	19
York (Newmarket)	795	1046	10	896	983	116	61	124	18	633	685	83
York (North York)	1669	1604	37	1799	1472	184	15	147	-	1401	1186	134

NOTES:
(1) Disposed includes final orders, withdrawals, dismissals, issued bench warrants, and transfers out.
(2) Data represent JDA charges laid prior to the implementation of YOA Apr 1/84 and still to be processed.
(3) Elliot Lake now handles its own Family matters. Previous years handled by Sault Ste. Marie.
(4) Does not calculate arithmetically from March, 1983 as a few offices revised information since publication of report.

Source: Provincial Court (Family Division) Statistical Report

2613A/170A/3

TABLE VI.5
YOUTH COURT ACTIVITY (1)
SUMMARY
ALL STATUTES

Judicial District County, or District	Applications Received 1984/85	Applications Disposed 1984/85	Pending @ March 31 1985	Number of Persons Charged 1984/85
TOTAL ONTARIO	25398	22239	3738	17504
Metropolitan Toronto	5152	4674	609	3436
REMAINDER OF ONTARIO	20246	17565	3129	14068
Algoma (Elliot Lake)	-	-	-	-
Algoma (S.S. Marie)	680	623	57	460
Brant	353	297	63	280
Bruce	131	114	21	99
Cochrane North	253	216	41	133
Cochrane South	287	237	50	138
Dufferin	109	96	13	63
Durham	801	711	90	564
Elgin	232	230	13	176
Essex	433	258	175	310
Frontenac	188	181	16	163
Grey	205	183	23	86
Haldimand	112	98	14	53
Halton	418	366	56	298
Hamilton-Wentworth	1075	870	283	823
Hastings	316	312	14	214
Huron	90	74	16	51
Kenora (Dryden)	186	184	2	102
Kenora (Kenora)	429	479	38	266
Kent	364	283	91	254
Lambton	351	323	37	288
Lanark	75	71	4	66
Leeds & Grenville	113	92	21	67
Lennox & Addington	116	99	17	53
Manitoulin	85	65	20	55
Middlesex	1072	942	187	912
Muskoka	135	124	14	81
Niagara North	300	295	7	240
Niagara South	585	538	50	411
Nipissing	367	343	24	172
Norfolk	95	81	14	68
Northumberland	162	147	15	114
Ottawa-Carleton	1272	1151	192	971
Oxford	208	159	52	161
Parry Sound	127	125	3	79
Peel	1159	949	226	843
Perth	184	161	23	121
Peterborough	313	276	40	212
Prescott & Russell	128	101	27	43
Prince Edward	140	135	5	42
Rainy River	124	105	20	91
Renfrew	190	177	13	116
Simcoe	843	692	155	793
Stormont, Dundas & Glengarry	214	193	21	176
Sudbury (Espanola)	36	31	5	29
Sudbury (Sudbury)	620	432	188	335
Thunder Bay	901	769	139	693
Timiskaming	173	171	6	109
Victoria & Haliburton	233	174	64	133
Waterloo	799	693	114	567
Wellington	384	316	68	214
York (Newmarket)	614	591	23	358
York (North York)	1466	1232	259	922

NOTES: (1) This table represents charges laid and processed by the courts after the implementation of the Young Offenders Act and the revised Provincial Offences Act, April 1/84.

Source: Provincial Court (Family Division) Statistical Report

2613A/170A/4

TABLE VI.6
PROVINCIAL COURT (FAMILY DIVISION)
FAMILY LAW REFORM ACT
ACTIVITY SUMMARY

Judicial District County, or District	Applications Received			Applications Disposed (1)			Pending @ March 31		
	1982/83	1983/84	1984/85	1982/83	1983/84	1984/85	1983	1984	1985
TOTAL ONTARIO	43103	44913	42471	42402	46316	43459	9460	8057	7069
Metropolitan Toronto	6683	7426	8160	6557	7013	8382	1138	1551	1329
REMAINDER OF ONTARIO	36420	37487	34311	35845	39303	35077	8322	6506	5740
Algoma (Elliot Lake) (2)		85	58		81	67		22	13
Algoma (S.S. Marie)	384	245	207	388	325	209	129	31	29
Brant	740	909	658	769	880	674	94	123	107
Bruce	231	215	252	223	233	245	66	48	55
Cochrane North	188	177	182	157	227	170	123	73	85
Cochrane South	353	343	323	358	323	347	45	65	41
Dufferin	177	185	141	181	174	154	25	36	23
Durham	1396	1731	1533	1355	1651	1586	339	419	366
Elgin	720	788	845	779	803	846	41	26	25
Essex	2515	2146	1661	2732	2123	1815	473	496	342
Frontenac	1535	1273	1321	1210	1999	1444	949	223 (3)	100
Grey	316	309	232	343	274	220	36	71	83
Haldimand	138	108	138	138	136	140	49	21	19
Halton	844	815	824	736	989	796	337	163	191
Hamilton-Wentworth	2327	2409	1801	2463	2214	1801	485	680	680
Hastings	1315	1277	1181	1297	1271	1248	213	219	152
Huron	184	208	230	193	203	233	22	27	24
Kenora (Dryden)	107	91	125	85	138	83	59	12	54
Kenora (Kenora)	88	83	112	86	80	114	15	18	16
Kent	1400	1797	1494	1041	2575	1457	950	172 (3)	209
Lambton	968	1222	909	1042	1185	1037	139	176	48
Lanark	242	278	234	260	274	234	47	51	51
Leeds & Grenville	348	378	429	355	361	392	63	80	117
Lennox & Addington	237	191	169	248	198	169	34	27	27
Manitoulin	52	61	67	55	59	65	1	3	5
Middlesex	1369	1436	1287	1304	1365	1274	149	220	233
Muskoka	126	122	116	137	119	119	16	19	16
Niagara North	1048	1031	1089	1007	1023	1103	156	164	150
Niagara South	1474	1427	1477	1314	1700	1442	483	210 (3)	245
Nipissing	219	217	170	214	221	195	44	40	15
Norfolk	375	511	437	406	423	472	8	96	61
Northumberland	420	484	358	410	459	380	56	81	59
Ottawa-Carleton	2537	2446	2392	2553	2460	2482	310	296	206
Oxford	395	453	433	419	357	427	24	120	126
Parry Sound	142	171	88	141	194	102	50	27	13
Peel	1464	1526	1522	1422	1643	1546	334	217	193
Perth	386	470	420	363	480	460	56	46	6
Peterborough	1138	1031	987	1156	1018	1015	154	167	139
Prescott & Russell	132	72	59	129	76	55	24	20	24
Prince Edward	136	126	137	133	132	137	26	20	20
Rainy River	112	173	103	107	178	60	38	33	76
Renfrew	567	593	555	615	549	588	32	76	43
Simcoe	1051	911	877	964	909	1029	245	247	95
Stormont, Dundas & Glengarry	363	392	389	323	455	389	142	79	79
Sudbury (Espanola)	52	70	50	38	92	51	31	9	8
Sudbury (Sudbury)	948	1054	808	936	965	900	53	142	50
Thunder Bay	536	691	661	543	698	625	58	51	87
Timiskaming	238	253	223	245	270	211	38	21	33
Victoria & Haliburton	305	348	293	305	311	314	55	92	71
Waterloo	1196	1199	1256	1264	1306	1269	394	287	274
Wellington	890	757	572	922	796	578	71	32	26
York (Newmarket)	724	690	720	691	760	753	133	63	30
York (North York)	1272	1509	1706	1290	1568	1555	408	349	500

NOTES: (1) Disposed includes final orders, withdrawals, dismissals, issued bench warrants, and transfers out.
(2) Elliot Lake now handles its own Family matters. Previous years handled by Sault Ste. Marie.
(3) The decrease in the pending at March 31, 1984 from March 31, 1983 is due to adjustments made by the court offices. The adjustments are included in the charges disposed figures.

Source: Provincial Court (Family Division) Statistical Report

2613A/170A/6

TABLE VI.7
PROVINCIAL COURT (FAMILY DIVISION)
RECIPROCAL ENFORCEMENT OF MAINTENANCE ORDERS
ACTIVITY SUMMARY

Judicial District County, or District	Applications Received			Applications Disposed (1)			Pending @ March 31		
	1982/83	1983/84	1984/85	1982/83	1983/84	1984/85	1983	1984	1985
TOTAL ONTARIO	1351	1758	1574	1329	1916	1545	540	385 (r) (3)	414
Metropolitan Toronto	113	196	184	91	200	211	74	70	43
REMAINDER OF ONTARIO	1238	1562	1390	1238	1716	1334	466	315 (r)	371
Algoma (Elliot Lake) (2)		14	7		7	12		11	6
Algoma (S.S. Marie)	11	7	14	13	9	9	10	4	9
Brant	26	27	10	33	23	9	5	9	10
Bruce	9	8	12	7	9	10	3	2	4
Cochrane North	17	8	8	4	21	2	17	4	10
Cochrane South	1	3	2	3	3	2	1	1	1
Dufferin	4	4	1	6	4	1	-	1	1
Durham	71	73	63	57	76	60	16	13	16
Elgin	1	5	7	-	9	8	6	2	1
Essex	61	48	56	86	47	89	55	56	23
Frontenac	14	11	15	6	20	9	11	2	8
Grey	12	8	11	8	10	8	4	2	5
Haldimand	1	5	10	1	4	5	3	4	9
Halton	5	11	42	3	15	8	5	1	35
Hamilton-Wentworth	56	78	37	136	62	47	7	23	13
Hastings	35	43	27	38	39	25	-	4	6
Huron	4	4	2	4	1	5	-	3	-
Kenora (Dryden)	11	6	11	4	18	11	13	1	1
Kenora (Kenora)	22	19	22	15	25	14	8	2	10
Kent	4	15	9	3	10	9	1	6	6
Lambton	40	72	44	42	66	50	-	6	-
Lanark	6	4	7	4	7	4	4	1	4
Leeds & Grenville	7	21	18	2	28	3	8	1	16
Lennox & Addington	8	6	9	8	6	9	1	1	1
Manitoulin	1	3	2	1	3	1	-	-	1
Middlesex	33	25	17	20	34	14	14	5	8
Muskoka	1	7	3	1	4	6	-	3	-
Niagara North	45	48	50	33	68	52	29	9	7
Niagara South	45	37	36	45	45	30	15	7	13
Nipissing	6	14	15	4	12	19	4	6	2
Norfolk	10	14	10	11	20	9	7	1	2
Northumberland	17	14	15	13	19	14	7	2	3
Ottawa-Carleton	136	212	234	153	219	232	35	26	30
Oxford	14	10	10	6	18	8	9	1	3
Parry Sound	8	6	3	4	9	4	4	1	-
Peel	89	109	113	78	122	107	18	5	11
Perth	11	12	5	9	17	7	5	2 (r)	-
Peterborough	24	39	17	25	37	22	3	5	-
Prescott & Russell	5	5	10	22	8	8	3	-	2
Prince Edward	-	-	3	-	1	2	1	-	1
Rainy River	21	39	14	14	47	6	16	8	16
Renfrew	29	36	29	30	49	31	19		46
Simcoe	46	28	34	44	29	28	4	3	9
Stormont, Dundas & Glengarry	11	11	20	5	13	16	6	4	6
Sudbury (Espanola)	2	1	1	1	2	1	1	-	-
Sudbury (Sudbury)	43	63	45	50	70	49	15	8	4
Thunder Bay	53	69	90	43	95	78	30	4	16
Timiskaming	1	1	5	1	-	6	-	1	-
Victoria & Haliburton	-	15	8	-	13	9	-	2	1
Waterloo	54	68	49	43	77	55	22	13	7
Wellington	18	11	10	14	20	10	13	4	4
York (Newmarket)	25	50	18	27	38	28	-	12	2
York (North York)	64	115	80	58	108	73	8	15	22

NOTES: (1) Disposed includes final orders, withdrawals, dismissals, issued bench warrants, and transfers out.
(2) Elliot Lake now handles its own Family matters. Previous years handled by Sault Ste. Marie.
(3) Does not calculate arithmetically from March, 1983 as a few offices revised information since publication of report.

Source: Provincial Court (Family Division) Statistical Report

2613A/170A/7

TABLE VI.8
PROVINCIAL COURT (FAMILY DIVISION)
CRIMINAL CODE OF CANADA
ACTIVITY SUMMARY

Judicial District County, or District	Charges Received			Charges Disposed(1)			Pending @ March 31		
	1982/83	1983/84	1984/85	1982/83	1983/84	1984/85	1983	1984	1985
TOTAL ONTARIO	3439	2916	2022	3336	2992	2149	553	477	350
Metropolitan Toronto	565	478	289	558	499	313	91	70	46
REMAINDER OF ONTARIO	2874	2438	1733	2778	2493	1836	462	407	304
Algoma (Elliot Lake) (2)		-	-		-	-		-	-
Algoma (S.S. Marie)	-	-	-	-	-	-	-	-	-
Brant	62	43	13	56	46	22	13	10	1
Bruce	1	6	-	2	3	2	-	3	1
Cochrane North	-	2	-	-	6	-	4	-	-
Cochrane South	1	3	-	1	3	-	-	-	-
Dufferin	7	16	-	8	10	6	-	6	-
Durham	106	109	46	108	100	56	6	15	5
Elgin	77	35	50	76	36	45	2	1	6
Essex	244	273	244	197	269	234	81	85	95
Frontenac	46	37	14	39	50	14	13	-	-
Grey	20	13	23	14	22	24	10	1	-
Haldimand	13	23	20	8	29	20	6	-	-
Halton	48	12	-	39	21	-	9	-	-
Hamilton-Wentworth	462	414	416	507	408	383	34	40	73
Hastings	15	12	5	14	14	1	2	-	4
Huron	34	15	1	31	18	1	3	-	-
Kenora (Dryden)	-	-	-	-	-	-	-	-	-
Kenora (Kenora)	30	11	8	28	14	12	8	5	1
Kent	14	141	129	1	131	136	13	23	16
Lambton	44	8	-	44	9	-	1	-	-
Lanark	9	4	1	8	5	1	1	-	-
Leeds & Grenville	-	1	1	-	1	-	-	-	1
Lennox & Addington	18	3	3	16	5	3	2	-	-
Manitoulin	5	6	6	7	6	6	-	-	-
Middlesex	143	171	94	107	167	112	36	40	22
Muskoka	20	27	14	19	30	15	4	1	-
Niagara North	138	31	39	144	32	34	2	1	6
Niagara South	92	40	22	95	34	27	-	6	1
Nipissing	6	1	3	7	4	3	3	-	-
Norfolk	57	29	16	56	28	18	1	2	-
Northumberland	32	29	35	29	32	39	7	4	-
Ottawa-Carleton	119	93	47	97	94	73	27	26	-
Oxford	45	83	25	43	79	24	4	8	9
Parry Sound	4	5	1	2	6	5	6	5	1
Peel	85	82	23	112	82	23	13	13	13
Perth	36	34	37	36	34	40	3	3	-
Peterborough	112	39	7	114	45	9	8	2	-
Prescott & Russell	3	2	-	2	3	-	1	-	-
Prince Edward	12	14	12	9	17	15	8	5	2
Rainy River	25	12	12	23	13	12	5	4	4
Renfrew	3	1	1	2	4	-	3	-	1
Simcoe	144	87	77	132	95	78	15	7	6
Stormont, Dundas & Glengarry	-	-	1	-	-	-	-	-	1
Sudbury (Espanola)	-	-	-	-	1	-	1	-	-
Sudbury (Sudbury)	122	111	49	101	108	71	36	39	17
Thunder Bay	42	71	45	43	65	53	7	13	5
Timiskaming	10	6	-	8	8	-	2	-	-
Victoria & Haliburton	3	-	-	-	4	-	4	-	-
Waterloo	34	10	2	37	12	-	2	-	2
Wellington	19	-	-	16	3	-	3	-	-
York (Newmarket)	112	98	100	119	76	121	1	23	2
York (North York)	200	175	91	221	211	98	52	16	9

NOTES: (1) Disposed includes final orders, withdrawals, dismissals, issued bench warrants, and transfers out.
(2) Elliot Lake now handles its own Family matters. Previous years handled by Sault Ste. Marie.

Source: Provincial Court (Family Division) Statistical Report

2613A/170A/8

TABLE VI.9
PROVINCIAL COURT (FAMILY DIVISION)
OTHER LEGISLATION
ACTIVITY SUMMARY

Judicial District County, or District	Matters Received			Matters Disposed (1)			Pending @ March 31		
	1982/83	1983/84	1984/85	1982/83	1983/84	1984/85	1983	1984	1985
TOTAL ONTARIO	91	108	80	62	156	69	59	11	22
Metropolitan Toronto	-	-	-	-	-	-	-	-	-
REMAINDER OF ONTARIO	91	108	80	62	156	69	59	11	22
Algoma (Elliot Lake) (2)		-	-		-	-		-	-
Algoma (S.S. Marie)	1	-	-	-	1	-	1	-	-
Brant	-	-	-	-	-	-	-	-	-
Bruce	-	-	-	-	-	-	-	-	-
Cochrane North	2	-	-	-	2	-	2	-	-
Cochrane South	-	-	-	-	-	-	-	-	-
Dufferin	-	-	-	-	-	-	-	-	-
Durham	-	-	-	-	-	-	-	-	-
Elgin	-	-	-	-	-	-	-	-	-
Essex	-	-	1	-	-	1	-	-	-
Frontenac	8	-	-	2	6	-	6	-	-
Grey	-	-	-	-	-	-	-	-	-
Haldimand	-	-	-	-	-	-	-	-	-
Halton	-	-	-	-	1	-	1	-	-
Hamilton-Wentworth	29	48	8	17	71	-	33	10	18
Hastings	-	-	-	-	-	-	-	-	-
Huron	-	-	1	-	-	-	-	-	1
Kenora (Dryden)	1	-	-	-	2	-	2	-	-
Kenora (Kenora)	5	-	-	5	-	-	-	-	-
Kent	-	-	-	-	-	-	-	-	-
Lambton	-	-	-	-	-	-	-	-	-
Lanark	-	1	-	-	1	-	-	-	-
Leeds & Grenville	-	-	-	-	-	-	-	-	-
Lennox & Addington	-	-	-	-	-	-	-	-	-
Manitoulin	-	-	-	-	-	-	-	-	-
Middlesex	1	1	-	1	1	-	-	-	-
Muskoka	-	-	-	-	-	-	-	-	-
Niagara North	3	-	-	-	3	-	3	-	-
Niagara South	-	-	-	-	-	-	-	-	-
Nipissing	-	-	-	-	-	-	-	-	-
Norfolk	-	-	-	-	-	-	-	-	-
Northumberland	-	-	-	-	-	-	-	-	-
Ottawa-Carleton	35	50	63	31	54	63	4	-	-
Oxford	-	1	-	-	-	1	-	1	-
Parry Sound	-	-	-	-	-	-	-	-	-
Peel	-	-	-	-	-	-	-	-	-
Perth	-	-	-	-	-	-	-	-	-
Peterborough	-	1	1	-	1	1	-	-	-
Prescott & Russell	-	-	-	-	-	-	-	-	-
Prince Edward	-	-	-	4	-	-	-	-	-
Rainy River	-	-	-	-	1	-	1	-	-
Renfrew	-	-	-	-	-	-	-	-	-
Simcoe	-	1	-	-	1	-	-	-	-
Stormont, Dundas & Glengarry	-	1	1	-	1	-	-	-	1
Sudbury (Espanola)	-	-	-	-	-	-	-	-	-
Sudbury (Sudbury)	1	4	4	-	6	3	2	-	1
Thunder Bay	2	-	-	1	2	-	2	-	-
Timiskaming	-	-	-	-	-	-	-	-	-
Victoria & Haliburton	-	-	-	-	-	-	-	-	-
Waterloo	-	-	-	-	-	-	-	-	-
Wellington	-	-	-	-	-	-	-	-	-
York (Newmarket)	3	-	1	1	2	-	2	-	1
York (North York)	-	-	-	-	-	-	-	-	-

NOTES: (1) Disposed includes final orders, withdrawals, dismissals, issued bench warrants, and transfers out.
(2) Elliot Lake now handles its own Family matters. Previous years handled by Sault Ste. Marie.

Source: Provincial Court (Family Division) Statistical Report

2613A/170A/9

TABLE VI.10
PROVINCIAL COURT (FAMILY DIVISION)
AGING OF DISPOSITIONS UNDER THE
CHILD WELFARE ACT

Judicial District County, or District	Matters Disposed			Under 31 Days			31 to 90 Days			Over 91 Days		
	1982/83	1983/84	1984/85	1982/83	1983/84	1984/85	1982/83	1983/84	1984/85	1982/83	1983/84	1984/85
TOTAL ONTARIO	19206	19368	18498	12418	12697	11688	4878	4828	4970	1910	1843	1840
Metropolitan Toronto	3415	3504	3528	1974	2179	2102	880	860	996	561	465	430
REMAINDER OF ONTARIO	15791	15864	14970	10444	10518	9586	3998	3968	3974	1349	1378	1410
Algoma (Elliot Lake) (1)		-	-		-	-		-	-		-	-
Algoma (S.S. Marie)	399	349	293	264	224	175	110	90	107	25	35	11
Brant	244	253	234	162	179	162	72	51	54	10	23	18
Bruce	129	117	110	84	77	79	31	35	24	14	5	7
Cochrane North	247	222	134	191	174	95	50	35	32	6	13	7
Cochrane South	219	285	330	163	202	224	41	67	80	15	16	26
Dufferin	53	64	63	44	44	37	6	16	18	3	4	8
Durham	517	522	566	338	319	362	139	170	152	40	33	52
Elgin	87	102	73	66	91	66	12	9	7	9	2	-
Essex	488	389	326	276	253	152	158	93	132	54	43	42
Frontenac	291	340	316	169	229	194	89	83	82	33	28	40
Grey	207	196	237	145	101	142	49	77	75	13	18	20
Haldimand	86	82	66	67	72	54	14	4	10	5	6	2
Halton	623	613	555	440	487	432	144	101	107	39	25	16
Hamilton-Wentworth	633	682	545	458	508	363	95	104	100	80	70	82
Hastings	317	340	321	244	274	247	51	53	52	22	13	22
Huron	140	123	73	99	80	56	28	18	15	13	25	2
Kenora (Dryden)	87	180	133	74	120	93	4	34	15	9	26	25
Kenora (Kenora)	348	301	331	151	81	144	98	118	118	99	102	69
Kent	197	229	203	138	142	116	54	68	59	5	19	28
Lambton	393	400	320	163	164	149	167	177	130	63	59	41
Lanark	94	137	74	46	94	44	48	28	18	-	15	12
Leeds & Grenville	185	190	289	132	125	193	37	48	64	16	17	32
Lennox & Addington	73	62	111	55	35	81	14	18	17	4	9	13
Manitoulin	92	120	87	59	78	52	33	42	35	-	-	-
Middlesex	849	749	690	625	545	451	186	180	198	38	24	41
Muskoka	63	75	72	45	45	40	15	23	17	3	2	15
Niagara North	461	425	410	329	270	282	113	106	94	19	49	34
Niagara South	294	337	291	178	295	236	52	36	45	64	6	10
Nipissing	294	341	317	255	255	256	33	69	51	6	17	10
Norfolk	96	91	85	74	67	54	20	22	29	2	2	2
Northumberland	111	149	105	74	114	70	22	29	31	15	6	4
Ottawa-Carleton	1185	1165	1200	631	600	550	462	446	507	92	119	143
Oxford	213	166	184	167	115	124	37	44	50	9	7	10
Parry Sound	103	66	83	75	41	32	18	12	35	10	13	16
Peel	927	1035	967	613	688	598	200	233	277	114	114	92
Perth	148	142	165	125	119	133	19	18	17	4	5	15
Peterborough	197	198	242	91	98	123	82	57	92	24	43	27
Prescott & Russell	120	101	123	50	87	106	57	11	17	13	3	-
Prince Edward	41	40	29	34	27	16	3	10	9	4	3	4
Rainy River	80	55	56	44	35	27	24	13	15	12	7	14
Renfrew	193	272	205	130	180	124	49	79	64	14	13	17
Simcoe	457	455	446	212	185	281	217	226	138	28	44	27
Stormont, Dundas & Glengarry	335	274	268	246	208	200	73	51	49	16	15	19
Sudbury (Espanola)	-	-	-	-	-	-	-	-	-	-	-	-
Sudbury (Sudbury)	767	852	749	677	761	659	64	64	57	26	27	33
Thunder Bay	286	292	328	199	213	227	67	70	81	20	9	20
Timiskaming	241	178	238	223	158	169	16	20	43	2	-	26
Victoria & Haliburton	95	153	77	37	83	36	36	41	29	22	29	12
Waterloo	535	501	488	314	305	305	170	154	135	51	42	48
Wellington	325	291	232	262	247	175	58	43	44	5	1	13
York (Newmarket)	290	265	242	214	156	183	60	93	49	16	16	10
York (North York)	936	898	888	492	468	417	301	274	298	143	156	173

NOTES: (1) Elliot Lake now handles its own Family matters. Previous years handled by Sault Ste. Marie.

Source: Provincial Court (Family Division) Statistical Report

2613A/170A/10

TABLE VI.11
PROVINCIAL COURT (FAMILY DIVISION)
AGING OF DISPOSITIONS
OF FAMILY MATTERS(1)

Judicial District County, or District	Matters Disposed			Under 31 Days			31 to 90 Days			Over 91 Days		
	1982/83	1983/84	1984/85	1982/83	1983/84	1984/85	1982/83	1983/84	1984/85	1982/83	1983/84	1984/85
TOTAL ONTARIO	47129	51380	47222	15641	20781	17439	22876	21903	21570	8612	8696	8213
Metropolitan Toronto	7206	7712	8906	2188	3092	3487	3538	3241	4056	1480	1379	1363
REMAINDER OF ONTARIO	39923	43668	38314	13453	17689	13952	19338	18662	17514	7132	7317	6850
Algoma (Elliot Lake) (2)		88	79		8	37		61	28		19	14
Algoma (S.S. Marie)	401	335	218	83	151	58	245	144	110	73	40	50
Brant	858	949	705	150	505	317	577	354	303	131	90	85
Bruce	232	245	257	32	81	91	140	116	116	60	48	50
Cochrane North	161	256	172	79	125	41	65	121	118	17	10	13
Cochrane South	362	329	349	212	148	158	117	149	146	33	32	45
Dufferin	195	188	161	50	51	7	111	111	103	34	26	51
Durham	1520	1827	1702	191	297	226	937	978	902	392	552	574
Elgin	855	848	899	455	449	545	324	341	306	76	58	48
Essex	3015	2439	2138	434	381	475	2048	1559	991	533	499	673
Frontenac	1257	2075	1467	682	1325	731	327	479	450	248	271	286
Grey	365	306	252	88	67	84	196	181	108	81	58	60
Haldimand	147	169	165	52	83	62	59	64	75	36	22	28
Halton	778	1026	804	264	648	358	337	249	326	177	129	120
Hamilton-Wentworth	3123	2755	2231	777	796	545	1249	1099	911	1097	860	775
Hastings	1349	1324	1274	826	805	796	396	348	315	127	171	163
Huron	228	222	239	113	146	151	95	49	63	20	27	25
Kenora (Dryden)	89	158	94	40	47	29	32	51	41	17	60	24
Kenora (Kenora)	134	119	140	49	48	34	53	44	74	32	27	32
Kent	1045	2716	1602	374	1491	962	544	623	535	127	602	105
Lambton	1128	1260	1087	252	246	323	726	754	668	150	260	96
Lanark	272	287	239	51	72	112	180	142	87	41	73	40
Leeds & Grenville	357	390	395	192	185	119	134	146	191	31	59	85
Lennox & Addington	272	209	181	138	107	72	90	66	82	44	36	27
Manitoulin	63	68	72	23	35	37	31	31	30	9	2	5
Middlesex	1432	1567	1400	572	679	591	635	613	523	225	275	286
Muskoka	157	153	140	82	99	66	57	43	51	18	11	23
Niagara North	1184	1126	1189	306	427	213	755	581	819	123	118	157
Niagara South	1454	1779	1499	1106	1451	1217	280	230	206	68	98	76
Nipissing	225	237	217	134	108	111	72	105	81	19	24	25
Norfolk	473	471	499	87	115	92	277	270	307	109	86	100
Northumberland	452	510	433	212	250	205	191	187	156	49	73	72
Ottawa-Carleton	2834	2827	2850	1369	1413	1450	1158	1157	1113	307	257	287
Oxford	468	454	459	155	152	131	294	219	223	19	83	106
Parry Sound	147	109	111	48	81	30	56	85	52	43	43	29
Peel	1612	1847	1676	388	336	394	748	1073	988	476	438	294
Perth	408	531	507	214	251	202	182	262	283	12	18	22
Peterborough	1295	1101	1047	355	334	317	691	620	575	249	147	155
Prescott & Russell	153	87	63	43	33	23	82	34	35	28	20	5
Prince Edward	146	150	154	32	40	29	79	80	87	35	30	38
Rainy River	144	239	78	50	108	30	59	102	18	35	29	30
Renfrew	647	602	619	203	260	298	366	285	270	78	57	51
Simcoe	1140	1034	1135	294	225	295	664	589	532	182	220	308
Stormont, Dundas & Glengarry	328	469	405	91	159	75	160	238	244	77	72	86
Sudbury (Espanola)	39	95	52	6	56	8	26	34	36	7	5	8
Sudbury (Sudbury)	1087	1149	1023	407	380	352	593	674	568	87	95	103
Thunder Bay	630	860	756	240	487	422	277	288	254	113	85	80
Timiskaming	254	278	217	120	150	76	103	90	103	31	38	38
Victoria & Haliburton	305	328	323	44	64	44	166	180	207	95	84	72
Waterloo	1344	1395	1324	238	450	254	811	710	796	295	235	274
Wellington	952	819	588	440	333	151	391	361	350	121	125	87
York (Newmarket)	838	876	902	426	413	406	278	350	374	134	113	122
York (North York)	1569	1887	1726	184	538	100	874	942	1184	511	407	442

NOTES: (1) Includes: Family Law Reform Act
Reciprocal Enforcement of Maintenance Orders
Criminal Code of Canada
Other Statutes
Excludes: Child Welfare Act
Juvenile Delinquents Act and Education Act
(2) Elliot Lake now handles its own Family matters.
Previous years handled by Sault Ste. Marie.

Source: Provincial Court (Family Division) Statistical Report

2613A/170A/11

TABLE VI.12
PROVINCIAL COURT (FAMILY DIVISION)
AGING OF DISPOSITIONS UNDER THE
JUVENILE DELINQUENTS ACT AND
THE EDUCATION ACT

Judicial District County, or District	Matters Disposed			Under 31 Days			31 to 90 Days			Over 91 Days		
	1982/83	1983/84	1984/85	1982/83	1983/84	1984/85	1982/83	1983/84	1984/85	1982/83	1983/84	1984/85
TOTAL ONTARIO	30628	28740	4893	14312	13852	761	10330	8973	1735	5986	5915	2397
Metropolitan Toronto	7348	6096	958	4374	3442	139	1597	1327	206	1377	1327	613
REMAINDER OF ONTARIO	23280	22644	3935	9938	10410	622	8733	7646	1529	4609	4588	1784
Algoma (Elliot Lake) (1)		-	-		-	-		-	-		-	-
Algoma (S.S. Marie)	614	533	112	312	261	26	236	209	54	66	63	32
Brant	390	396	56	135	214	6	194	114	21	61	68	29
Bruce	304	249	58	90	141	29	141	102	24	73	6	5
Cochrane North	367	373	47	249	273	29	91	78	2	27	22	16
Cochrane South	137	240	24	67	83	5	59	134	5	11	23	14
Dufferin	92	107	29	13	41	2	59	55	14	20	11	13
Durham	891	903	82	521	597	14	281	203	45	89	103	23
Elgin	299	318	80	154	202	27	133	103	50	12	13	3
Essex	819	563	338	98	125	12	218	187	82	503	251	244
Frontenac	297	306	53	79	75	2	163	173	30	55	58	21
Grey	294	177	61	113	58	7	93	45	10	88	74	44
Haldimand	139	73	13	66	47	-	61	17	1	12	9	12
Halton	459	312	76	156	135	4	95	54	11	208	123	61
Hamilton-Wentworth	916	938	234	334	426	37	283	225	62	299	287	135
Hastings	414	510	106	240	302	33	127	157	41	47	51	32
Huron	93	128	24	47	38	9	34	52	8	12	38	7
Kenora (Dryden)	167	165	29	64	100	3	89	53	25	14	12	1
Kenora (Kenora)	705	772	81	249	248	9	217	162	31	239	362	41
Kent	434	371	82	70	85	13	285	238	51	79	48	18
Lambton	655	562	108	102	135	2	390	308	71	163	119	35
Lanark	122	224	22	55	154	15	60	53	4	7	17	3
Leeds & Grenville	304	192	25	185	131	1	105	45	10	14	16	14
Lennox & Addington	95	139	43	50	72	4	28	51	18	17	16	21
Manitoulin	133	79	-	56	37	-	61	25	-	16	17	-
Middlesex	1278	1185	261	320	407	38	628	489	94	330	289	129
Muskoka	138	136	20	101	85	4	32	42	12	5	9	4
Niagara North	289	398	51	127	192	4	151	163	33	11	43	14
Niagara South	211	205	20	184	163	12	25	40	4	2	2	4
Nipissing	318	273	53	233	197	16	57	64	19	28	12	18
Norfolk	137	63	9	41	39	1	88	15	5	8	9	3
Northumberland	230	302	39	127	173	2	87	81	35	16	48	2
Ottawa-Carleton	1439	1349	203	554	523	40	591	572	77	294	254	86
Oxford	274	331	101	172	132	8	96	155	66	6	44	27
Parry Sound	213	148	26	57	57	-	91	35	7	65	56	19
Peel	854	1025	128	320	507	24	232	247	48	302	271	56
Perth	263	256	22	224	211	16	33	40	5	6	5	1
Peterborough	694	543	70	287	231	4	327	237	42	80	75	24
Prescott & Russell	72	68	4	37	44	1	21	16	3	14	8	-
Prince Edward	110	69	4	65	27	1	42	23	1	3	19	2
Rainy River	151	191	21	44	64	1	80	91	9	27	36	11
Renfrew	252	284	28	126	136	5	100	133	6	26	15	17
Simcoe	904	1104	179	326	326	26	500	504	76	78	274	77
Stormont, Dundas & Glengarry	285	219	67	77	67	1	152	117	44	56	35	22
Sudbury (Espanola)	27	65	9	10	38	-	13	21	7	4	6	2
Sudbury (Sudbury)	579	482	54	215	237	13	278	168	22	86	77	19
Thunder Bay	785	924	109	343	401	33	301	349	34	141	174	42
Timiskaming	343	234	11	185	166	7	145	57	3	13	11	1
Victoria & Haliburton	172	199	52	65	101	2	60	74	28	47	24	22
Waterloo	973	1050	239	371	283	14	290	281	46	312	486	179
Wellington	329	337	51	151	109	-	148	197	34	30	31	17
York (Newmarket)	951	1037	123	475	592	25	246	223	38	230	222	60
York (North York)	1869	1537	198	1196	922	35	416	369	61	257	246	102

NOTES: (1) Elliot Lake now handles its own Family matters. Previous years handled by Sault Ste. Marie.

Source: Provincial Court (Family Division) Statistical Report

2613A/170A/12

TABLE VI.13
YOUTH COURT
AGING OF DISPOSITIONS OF
YOUTH COURT MATTERS

Judicial District County, or District	Matters Disposed 1984/85	Under 31 Days 1984/85	31 to 90 Days 1984/85	Over 91 Days 1984/85
TOTAL ONTARIO	22239	10091	8437	3711
Metropolitan Toronto	4674	2648	1091	935
REMAINDER OF ONTARIO	17565	7443	7346	2776
Algoma (Elliot Lake)	-	-	-	-
Algoma (S.S. Marie)	623	299	230	94
Brant	297	107	124	66
Bruce	114	55	44	15
Cochrane North	216	100	85	31
Cochrane South	237	58	161	18
Dufferin	96	48	29	19
Durham	711	421	259	31
Elgin	230	154	62	14
Essex	258	58	105	95
Frontenac	181	70	102	9
Grey	183	96	62	25
Haldimand	98	56	29	13
Halton	366	126	189	51
Hamilton-Wentworth	870	262	371	237
Hastings	312	195	93	24
Huron	74	39	11	24
Kenora (Dryden)	184	104	42	38
Kenora (Kenora)	479	169	187	123
Kent	283	122	126	35
Lambton	323	121	159	43
Lanark	71	38	32	1
Leeds & Grenville	92	41	48	3
Lennox & Addington	99	20	61	18
Manitoulin	65	33	29	3
Middlesex	942	288	431	223
Muskoka	124	53	66	5
Niagara North	295	198	87	10
Niagara South	538	273	239	26
Nipissing	343	171	165	7
Norfolk	81	26	39	16
Northumberland	147	78	61	8
Ottawa-Carleton	1151	439	501	211
Oxford	159	64	70	25
Parry Sound	125	35	60	30
Peel	949	451	325	173
Perth	161	109	43	9
Peterborough	276	133	111	32
Prescott & Russell	101	40	16	45
Prince Edward	135	24	19	92
Rainy River	105	36	41	28
Renfrew	177	94	61	22
Simcoe	692	125	438	129
Stormont, Dundas & Glengarry	193	85	97	11
Sudbury (Espanola)	31	8	15	8
Sudbury (Sudbury)	432	123	217	92
Thunder Bay	769	316	359	94
Timiskaming	171	70	87	14
Victoria & Haliburton	174	62	99	13
Waterloo	693	178	389	126
Wellington	316	160	121	35
York (Newmarket)	591	347	162	82
York (North York)	1232	665	387	180

NOTES:

Source: Provincial Court (Family Division) Statistical Report

2613A/170A/13

TABLE VI.14
PROVINCIAL COURT (FAMILY DIVISION)
ACTIVITY SUMMARY OF CURRENT ACCOUNTS

Judicial District County, or District	Accounts as of April 1st 1982	1983	1984	Accounts Opened 1982/83	1983/84	1984/85
TOTAL ONTARIO	44180	47256	49206	12956	13968	12541
Metropolitan Toronto	7877	8895	8903	1536	1590	1658
REMAINDER OF ONTARIO	36303	38361	40303	11420	12378	10883
Algoma (Elliot Lake) (1)		27	67		52	37
Algoma (S.S. Marie)	402	411	445	194	236	145
Brant	815	722	711	193	208	204
Bruce	197	230	245	85	65	71
Cochrane North	130	138	137	46	51	49
Cochrane South	372	427	432	176	166	136
Dufferin	122	139	153	59	58	36
Durham	1249	1416	1756	415	708	573
Elgin	532	629	605	149	79	82
Essex	2994	3002	3085	784	553	617
Frontenac	978	1036	1105	262	352	310
Grey	304	321	466	74	193	58
Haldimand	111	105	135	34	65	43
Halton	684	749	770	305	346	318
Hamilton-Wentworth	2926	3142	2920	981	1347	933
Hastings	1380	1462	1465	334	407	347
Huron	263	266	285	74	91	69
Kenora (Dryden)	106	126	141	22	21	12
Kenora (Kenora)	99	101	125	27	64	17
Kent	1099	1192	1335	192	221	198
Lambton	784	954	1168	288	390	301
Lanark	256	292	328	81	72	61
Leeds & Grenville	310	333	353	86	97	129
Lennox & Addington	223	271	247	63	58	73
Manitoulin	28	32	37	13	14	16
Middlesex	1797	1613	1982	585	690	583
Muskoka	162	158	194	46	57	54
Niagara North	944	1007	1073	450	365	371
Niagara South	1505	1468	1564	437	436	386
Nipissing	291	344	369	63	55	9
Norfolk	312	344	387	100	121	101
Northumberland	418	467	504	136	134	97
Ottawa-Carleton	2119	2432	2444	661	661	587
Oxford	365	375	428	84	86	129
Parry Sound	170	178	182	37	61	62
Peel	1691	1559	1653	528	473	610
Perth	326	359	383	96	111	98
Peterborough	747	802	889	257	255	198
Prescott & Russell	114	148	147	51	18	23
Prince Edward	133	139	133	41	38	37
Rainy River	88	89	101	42	45	30
Renfrew	465	454	462	189	203	171
Simcoe	1044	1213	1184	582	350	343
Stormont, Dundas & Glengarry	668	605	553	95	107	109
Sudbury (Espanola)	63	74	53	20	26	18
Sudbury (Sudbury)	1271	1491	1134	287	158	350
Thunder Bay	802	941	1151	261	328	202
Timiskaming	232	245	271	123	180	141
Victoria & Haliburton	265	315	325	88	75	86
Waterloo	1521	1478	1387	374	468	421
Wellington	715	739	909	238	360	183
York (Newmarket)	571	589	570	227	166	214
York (North York)	1140	1212	1355	385	437	435

NOTES: (1) Elliot Lake now handles its own Family matters. Previous years handled by Sault Ste. Marie.

Source: Provincial Court (Family Division) Statistical Report

2613A/170A/14

TABLE VI.14
PROVINCIAL COURT (FAMILY DIVISION)
ACTIVITY SUMMARY OF CURRENT ACCOUNTS

Judicial District County, or District	Accounts Closed 1982/83	Accounts Closed 1983/84	Accounts Closed 1984/85	Accounts Transferred to Dormant 1982/83	Accounts Transferred to Dormant 1983/84	Accounts Transferred to Dormant 1984/85	Accounts as of March 31, 1985
TOTAL ONTARIO	3461	5926	3765	6419	6092	4550	53432
Metropolitan Toronto	7	1565 (2)	9	511	17	-	10552
REMAINDER OF ONTARIO	3454	4361	3756	5908	6075	4550	42880
Algoma (Elliot Lake) (1)		4	12		8	13	79
Algoma (S.S. Marie)	21	26	36	137	176	103	451
Brant	67	91	89	219	128	63	763
Bruce	38	29	30	14	21	22	264
Cochrane North	8	27	25	30	25	10	151
Cochrane South	99	89	47	22	72	25	496
Dufferin	38	40	35	4	4	3	151
Durham	168	208	250	80	160	91	1988
Elgin	28	38	16	24	65	103	568
Essex	164	146	101	612	324	627	2974
Frontenac	145	139	152	59	144	118	1145
Grey	21	32	31	36	16	57	436
Haldimand	25	11	15	15	24	20	143
Halton	221	286	324	19	39	42	722
Hamilton-Wentworth	51	69	57	714	1500	191	3605
Hastings	195	404	519	57	-	-	1293
Huron	18	17	13	53	55	83	258
Kenora (Dryden)	-	6	8	2	-	6	139
Kenora (Kenora)	11	30	15	14	10	10	117
Kent	61	55	83	38	23	74	1376
Lambton	34	65	65	84	111	108	1296
Lanark	4	7	10	41	29	26	353
Leeds & Grenville	15	12	17	48	65	49	416
Lennox & Addington	9	70	29	6	12	17	274
Manitoulin	6	5	3	3	4	-	50
Middlesex	108	70	66	661	251	247	2252
Muskoka	45	21	60	5	-	1	187
Niagara North	107	65	50	280	234	19	1375
Niagara South	160	169	150	314	171	228	1572
Nipissing	7	23	5	3	7	9	364
Norfolk	49	38	20	19	40	47	421
Northumberland	45	62	49	42	35	69	483
Ottawa-Carleton	62	105	109	286	544	531	2391
Oxford	65	33	38	9	-	7	512
Parry Sound	19	20	20	10	37	2	222
Peel	150	123	107	510	256	197	1959
Perth	36	50	45	27	37	40	396
Peterborough	91	65	50	111	103	233	804
Prescott & Russell	4	8	11	13	11	11	148
Prince Edward	18	18	13	17	26	14	143
Rainy River	24	16	9	17	17	6	116
Renfrew	82	109	93	118	87	64	476
Simcoe	217	174	162	196	205	74	1291
Stormont, Dundas & Glengarry	40	64	20	118	95	173	469
Sudbury (Espanola)	4	8	4	5	39	3	64
Sudbury (Sudbury)	50	506	125	17	9	34	1325
Thunder Bay	7	14	73	115	104	2	1278
Timiskaming	77	115	121	33	39	34	257
Victoria & Haliburton	22	25	39	16	40	31	341
Waterloo	110	119	104	307	440	228	1476
Wellington	132	127	55	82	63	192	845
York (Newmarket)	177	117	83	32	68	62	639
York (North York)	99	192	93	214	102	131	1566

NOTES: (1) Elliot Lake now handles its own Family matters. Previous years handled by Sault Ste. Marie.
(2) Adjustment by court office due to automation in court office.

Source: Provincial Court (Family Division) Statistical Report

2613A/170A/15

TABLE VI.15
PROVINCIAL COURT (FAMILY DIVISION)
ACTIVITY SUMMARY OF CURRENT ACCOUNTS
WITH ASSIGNMENTS TO WELFARE AGENCIES

Judicial District County, or District	Accounts as of April 1st			Accounts Opened or New Assignments		
	1982	1983	1984	1982/83	1983/84	1984/85
TOTAL ONTARIO	10832	12397	12892	5995	6453	5294
Metropolitan Toronto	1187	1631	2363	997	1144	725
REMAINDER OF ONTARIO	9645	10766	10529	4998	5309	4569
Algoma (Elliot Lake) (1)		4	15		12	6
Algoma (S.S. Marie)	126	149	116	65	33	13
Brant	283	324	239	131	96	96
Bruce	41	56	72	63	58	63
Cochrane North	41	44	46	11	19	22
Cochrane South	173	151	164	73	70	43
Dufferin	26	20	34	11	25	12
Durham	317	389	384	159	159	163
Elgin	93	129	105	63	59	45
Essex	983	998	840	641	374	398
Frontenac	298	331	324	118	109	116
Grey	98	138	111	77	57	43
Haldimand	32	25	42	20	36	26
Halton	116	105	129	49	63	79
Hamilton-Wentworth	1134	1316	699	531	675	443
Hastings	276	328	375	200	230	190
Huron	82	66	83	45	50	26
Kenora (Dryden)	26	29	36	3	12	7
Kenora (Kenora)	11	16	26	9	14	8
Kent	296	354	399	167	185	132
Lambton	148	161	260	114	194	109
Lanark	80	87	84	19	15	13
Leeds & Grenville	55	60	71	11	29	29
Lennox & Addington	52	65	60	26	21	26
Manitoulin	15	16	15	8	6	10
Middlesex	435	435	630	225	386	223
Muskoka	54	64	77	34	31	25
Niagara North	268	291	253	162	179	181
Niagara South	391	404	406	190	179	197
Nipissing	77	91	101	20	25	15
Norfolk	90	91	118	52	107	61
Northumberland	122	116	132	62	74	57
Ottawa-Carleton	563	684	713	316	308	332
Oxford	97	139	181	68	68	53
Parry Sound	53	61	54	23	32	22
Peel	305	353	376	135	101	189
Perth	52	69	68	49	47	49
Peterborough	217	266	304	177	197	169
Prescott & Russell	30	57	58	30	10	5
Prince Edward	30	31	29	24	21	15
Rainy River	28	27	27	12	16	4
Renfrew	158	155	127	85	93	74
Simcoe	189	252	306	109	145	128
Stormont, Dundas & Glengarry	184	157	136	52	40	48
Sudbury (Espanola)	13	13	6	-	-	-
Sudbury (Sudbury)	381	398	315	42	9	114
Thunder Bay	202	211	216	30	37	21
Timiskaming	81	88	87	63	61	41
Victoria & Haliburton	80	101	108	39	58	49
Waterloo	281	293	275	148	182	164
Wellington	144	202	219	109	82	68
York (Newmarket)	129	114	103	44	45	45
York (North York)	189	242	375	84	175	102

NOTES: (1) Elliot Lake now handles its own Family matters. Previous years handled by Sault Ste. Marie.

Source: Provincial Court (Family Division) Statistical Report

2613A/170A/16

TABLE VI.15
PROVINCIAL COURT (FAMILY DIVISION)
ACTIVITY SUMMARY OF CURRENT ACCOUNTS
WITH ASSIGNMENTS TO WELFARE AGENCIES

Judicial District County, or District	Accounts Closed or Assignments Ceased 1982/83	1983/84	1984/85	Accounts Transferred to Dormant 1982/83	1983/84	1984/85	Accounts as of March 31, 1985
TOTAL ONTARIO	3205	4033	3673	1225	1925	1044	13469
Metropolitan Toronto	390	409	428	163	3	-	2660
REMAINDER OF ONTARIO	2815	3624	3245	1062	1922	1044	10809
Algoma (Elliot Lake) (1)		1	1		-	-	20
Algoma (S.S. Marie)	2	15	1	36	51	16	112
Brant	45	147	62	45	34	17	256
Bruce	43	35	45	5	7	4	86
Cochrane North	5	11	23	3	6	1	44
Cochrane South	36	57	53	59	-	4	150
Dufferin	15	11	18	2	-	-	28
Durham	81	143	141	6	21	19	387
Elgin	20	82	29	7	1	17	104
Essex	410	414	284	216	118	237	717
Frontenac	49	55	38	36	61	48	354
Grey	35	76	31	2	8	2	121
Haldimand	19	12	7	8	7	10	51
Halton	60	38	48	-	1	17	143
Hamilton-Wentworth	327	366	352	22	926	10	780
Hastings	148	183	252	-	-	-	313
Huron	31	19	20	30	14	27	62
Kenora (Dryden)	-	5	4	-	-	-	39
Kenora (Kenora)	2	4	9	2	-	-	25
Kent	109	136	87	-	4	11	433
Lambton	70	92	91	31	3	7	271
Lanark	7	18	5	5	-	18	74
Leeds & Grenville	5	17	33	1	1	10	57
Lennox & Addington	13	23	17	-	3	3	66
Manitoulin	5	5	5	2	2	-	20
Middlesex	119	136	134	106	55	63	656
Muskoka	22	18	27	2	-	-	75
Niagara North	78	111	123	61	106	-	311
Niagara South	115	112	145	62	65	65	393
Nipissing	3	7	5	3	8	-	111
Norfolk	42	70	54	9	10	7	118
Northumberland	60	52	41	8	6	2	146
Ottawa-Carleton	150	195	199	45	84	120	726
Oxford	25	26	21	1	-	-	213
Parry Sound	14	20	13	1	19	-	63
Peel	81	69	74	6	9	10	481
Perth	26	38	40	6	10	17	60
Peterborough	92	119	134	36	40	97	242
Prescott & Russell	3	2	2	-	7	-	61
Prince Edward	19	15	13	4	8	4	27
Rainy River	5	6	4	8	10	2	25
Renfrew	55	93	49	33	28	23	129
Simcoe	46	87	93	-	4	8	333
Stormont, Dundas & Glengarry	32	50	24	47	11	46	114
Sudbury (Espanola)	-	1	1	-	6	-	5
Sudbury (Sudbury)	16	92	80	9	-	9	340
Thunder Bay	16	20	30	5	12	1	206
Timiskaming	42	47	24	14	15	7	97
Victoria & Haliburton	17	34	30	1	17	11	116
Waterloo	63	82	90	73	118	63	286
Wellington	49	63	65	2	2	-	222
York (Newmarket)	57	53	42	2	3	5	101
York (North York)	31	41	32	-	1	6	439

NOTES: (1) Elliot Lake now handles its own Family matters. Previous years handled by Sault Ste. Marie.

Source: Provincial Court (Family Division) Statistical Report

2613A/170A/17

TABLE VI.16
PROVINCIAL COURT (FAMILY DIVISION)
MAINTENANCE MONIES COLLECTED
AND PAYMENTS FORWARDED TO THE GOVERNMENT

Judicial District County, or District	Total Maintenance Dollars Collected			Maintenance Payments Forwarded to the Government (1)		
	1982/83	1983/84	1984/85	1982/83	1983/84	1984/85
TOTAL ONTARIO	45041084	51776179	58599706	6822505	7657978	8635142
Metropolitan Toronto	6803264	7700432	9170982	1269941	1331008	1521000
REMAINDER OF ONTARIO	38237820	44075747	49428724	5552564	6326970	7114142
Algoma (Elliot Lake) (2)		92118	114355		11698	14838
Algoma (S.S. Marie)	439343	497408	609204	86899	98266	106756
Brant	745806	791689	888391	134422	168271	184706
Bruce	271944	305543	331700	50876	51184	60603
Cochrane North	106848	123002	141260	27576	28048	33263
Cochrane South	447254	492511	592140	80492	93265	94012
Dufferin	195536	196389	238756	21579	39063	17102
Durham	1694342	2102639	2468466	221349	284157	352970
Elgin	783353	972979	1054809	68739	96304	92367
Essex	3107570	3490806	4023950	718708	756244	792442
Frontenac	1148522	1258486	1253737	190860	206408	275914
Grey	282883	288435	306357	46173	47840	45881
Haldimand	115694	137508	157473	23776	18413	23278
Halton	938446	1015155	1001309	58495	85221	200643
Hamilton-Wentworth	3229740	3729758	4173365	379870	485293	485871
Hastings	1231995	1418921	1554220	149368	159609	147797
Huron	278870	324978	370411	34332	32641	34005
Kenora (Dryden)	93221	105136	98189	9489	6513	6804
Kenora (Kenora)	113400	130847	161394	8569	14140	25240
Kent	1069259	1271696	1505087	162551	206907	217387
Lambton	1306401	1524333	1909292	104802	127666	168023
Lanark	170819	194938	215370	18345	21861	20377
Leeds & Grenville	222933	284963	320924	25491	41676	39572
Lennox & Addington	188071	205948	240157	33857	31145	25088
Manitoulin	26037	32944	29770	4448	5968	3653
Middlesex	1724539	1984058	2318903	258592	310774	351691
Muskoka	107466	105291	137364	22894	21615	30568
Niagara North	1135806	1280763	1451862	122505	164004	228605
Niagara South	1908554	2274869	2598850	325076	386937	443140
Nipissing	227512	241159	214751	27948	33740	32143
Norfolk	252625	306785	378750	41053	62072	54555
Northumberland	471325	524097	542358	82901	73921	77930
Ottawa-Carleton	2103980	2282894	2532862	348932	397181	429140
Oxford	466499	527547	593271	63722	76382	87049
Parry Sound	130272	123425	124156	21056	16843	24865
Peel	1970156	2436578	2779922	211410	217939	254950
Perth	398615	462684	532827	43894	38896	44152
Peterborough	668681	700671	709654	154103	167072	161799
Prescott & Russell	75933	68270	55079	12931	15364	9447
Prince Edward	91768	94406	114172	16859	16645	14963
Rainy River	100694	118044	113631	13156	15808	18693
Renfrew	356385	393407	456662	84895	102578	105177
Simcoe	974053	1039958	1235392	111024	143688	187955
Stormont, Dundas & Glengarry	317268	336642	359033	38419	29252	35917
Sudbury (Espanola)	51458	73401	68674	3425	3110	1680
Sudbury (Sudbury)	1109264	1372337	1437590	172866	187699	196825
Thunder Bay	892552	1125508	1204901	76584	84465	84978
Timiskaming	249533	295694	306716	58207	56317	60880
Victoria & Haliburton	239094	261163	272795	80242	60757	55185
Waterloo	1373558	1573981	1704418	169271	158211	193772
Wellington	805277	946308	956067	83385	81398	96196
York (Newmarket)	649204	661586	791349	61668	80937	80367
York (North York)	1177462	1475091	1676629	184480	205564	282928

NOTES: (1) Maintenance Payments forwarded to the Treasurer of Ontario and Municipal Welfare.
(2) Elliot Lake now handles its own Family matters. Previous years handled by Sault Ste. Marie.

Source: Provincial Court (Family Division) Statistical Report

2613A/170A/18

TABLE VI.17
PROVINCIAL COURT (FAMILY DIVISION)
COURT HOURS (1)

Judicial District County, or District	1982/83	1983/84	1984/85
TOTAL ONTARIO	42401	39903	40827
Metropolitan Toronto	8541	7683	7534
REMAINDER OF ONTARIO	33860	32220	33293
Algoma (Elliot Lake) (2)		51	96
Algoma (S.S. Marie)	489	451	534
Brant	492	674	571
Bruce	236	215	187
Cochrane North	154	112	79
Cochrane South	381	393	385
Dufferin	137	125	215
Durham	1433	1428	1491
Elgin	205	284	428
Essex	1227	1132	1263
Frontenac	992	706	678
Grey	480	448	543
Haldimand	172	174	107
Halton	769	529	515
Hamilton-Wentworth	3423	3180	3323
Hastings	860	880	751
Huron	159	120	93
Kenora (Dryden)	147	161	214
Kenora (Kenora)	528	423	521
Kent	477	598	625
Lambton	967	985	918
Lanark	141	139	128
Leeds & Grenville	263	232	281
Lennox & Addington	105	111	102
Manitoulin	47	39	35
Middlesex	1660	1545	1515
Muskoka	194	163	226
Niagara North	901	935	957
Niagara South	827	903	828
Nipissing	345	355	394
Norfolk	202	216	257
Northumberland	290	248	230
Ottawa-Carleton	1844	1677	1879
Oxford	335	306	328
Parry Sound	154	148	164
Peel	2026	2092	2255
Perth	274	299	316
Peterborough	598	535	502
Prescott & Russell	253	130	122
Prince Edward	73	73	83
Rainy River	203	135	193
Renfrew	612	579	475
Simcoe	1043	1103	1212
Stormont, Dundas & Glengarry	680	563	503
Sudbury (Espanola)	16	12	14
Sudbury (Sudbury)	864	845	779
Thunder Bay	759	902	793
Timiskaming	130	128	122
Victoria & Haliburton	219	192	194
Waterloo	1067	947	1258
Wellington	651	602	527
York (Newmarket)	1382	1071	1030
York (North York)	1974	1926	2050

NOTES: (1) Reporting requirements were revised, therefore, data may not be comparable to previous years. Data represent gross court hours, which excludes meal breaks, but includes recesses.
(2) Elliot Lake now handles its own Family matters. Previous years handled by Sault Ste. Marie.

Source: Provincial Court (Family Division) Monthly Statistical Report

2613A/170A/19