## 2015 Including Ramp-up

| Station | Day | Direction of Travel | 0 | 1 | 2 | 3 | 4 | 5 | 6 |
|---|---|---|---|---|---|---|---|---|---|
| Union | Average Day | From Airport | 31 | 0 | 0 | 0 | 0 | 3 | 34 |
| | | To Airport | 1 | 0 | 0 | 0 | 0 | 34 | 109 |
| | Average August Day | From Airport | 34 | 0 | 0 | 0 | 0 | 3 | 37 |
| | | To Airport | 1 | 0 | 0 | 0 | 0 | 38 | 123 |
| | Average Friday in August | From Airport | 36 | 0 | 0 | 0 | 0 | 3 | 39 |
| | | To Airport | 1 | 0 | 0 | 0 | 0 | 40 | 130 |
| Bloor | Average Day | From Airport | 6 | 0 | 0 | 0 | 0 | 1 | 7 |
| | | To Airport | 0 | 0 | 0 | 0 | 0 | 7 | 23 |
| | Average August Day | From Airport | 8 | 0 | 0 | 0 | 0 | 1 | 9 |
| | | To Airport | 0 | 0 | 0 | 0 | 0 | 9 | 29 |
| | Average Friday in August | From Airport | 8 | 0 | 0 | 0 | 0 | 1 | 9 |
| | | To Airport | 0 | 0 | 0 | 0 | 0 | 9 | 30 |
| Weston | Average Day | From Airport | 3 | 0 | 0 | 0 | 0 | 0 | 3 |
| | | To Airport | 0 | 0 | 0 | 0 | 0 | 3 | 10 |
| | Average August Day | From Airport | 3 | 0 | 0 | 0 | 0 | 0 | 4 |
| | | To Airport | 0 | 0 | 0 | 0 | 0 | 4 | 12 |
| | Average Friday in August | From Airport | 4 | 0 | 0 | 0 | 0 | 0 | 4 |
| | | To Airport | 0 | 0 | 0 | 0 | 0 | 4 | 13 |
| Pearson | Average Day | From Airport | 40 | 0 | 0 | 0 | 0 | 4 | 44 |
| | | To Airport | 1 | 0 | 0 | 0 | 0 | 44 | 142 |
| | Average August Day | From Airport | 45 | 0 | 0 | 0 | 0 | 4 | 50 |
| | | To Airport | 1 | 0 | 0 | 0 | 0 | 51 | 164 |
| | Average Friday in August | From Airport | 48 | 0 | 0 | 0 | 0 | 5 | 52 |
| | | To Airport | 1 | 0 | 0 | 0 | 0 | 53 | 173 |

## 2016 Including Ramp-up

| Station | Day | Direction of Travel | 0 | 1 | 2 | 3 | 4 | 5 | 6 |
|---|---|---|---|---|---|---|---|---|---|
| Union | Average Day | From Airport | 39 | 0 | 0 | 0 | 0 | 4 | 42 |
| | | To Airport | 1 | 0 | 0 | 0 | 0 | 42 | 137 |
| | Average August Day | From Airport | | | | | | | |
| | | To Airport | | | | | | | |
| | Average Friday in August | From Airport | | | | | | | |
| | | To Airport | | | | | | | |
| Bloor | Average Day | From Airport | 8 | 0 | 0 | 0 | 0 | 1 | 9 |
| | | To Airport | 0 | 0 | 0 | 0 | 0 | 9 | 28 |
| | Average August Day | From Airport | | | | | | | |

| | | | | | | | | | |
|---|---|---|---|---|---|---|---|---|---|
| | | To Airport | | | | | | | |
| | Average Friday in August | From Airport | | | | | | | |
| | | To Airport | | | | | | | |
| Weston | Average Day | From Airport | 4 | 0 | 0 | 0 | 0 | 0 | 4 |
| | | To Airport | 0 | 0 | 0 | 0 | 0 | 4 | 13 |
| | Average August Day | From Airport | | | | | | | |
| | | To Airport | | | | | | | |
| | Average Friday in August | From Airport | | | | | | | |
| | | To Airport | | | | | | | |
| Pearson | Average Day | From Airport | 50 | 0 | 0 | 0 | 0 | 5 | 55 |
| | | To Airport | 1 | 0 | 0 | 0 | 0 | 55 | 178 |
| | Average August Day | From Airport | | | | | | | |
| | | To Airport | | | | | | | |
| | Average Friday in August | From Airport | | | | | | | |
| | | To Airport | | | | | | | |

## 2017 Including Ramp-up

| Station | Day | Direction of Travel | 0 | 1 | 2 | 3 | 4 | 5 | 6 |
|---|---|---|---|---|---|---|---|---|---|
| Union | Average Day | From Airport | 45 | 0 | 0 | 0 | 0 | 4 | 49 |
| | | To Airport | 1 | 0 | 0 | 0 | 0 | 49 | 158 |
| | Average August Day | From Airport | | | | | | | |
| | | To Airport | | | | | | | |
| | Average Friday in August | From Airport | | | | | | | |
| | | To Airport | | | | | | | |
| Bloor | Average Day | From Airport | 9 | 0 | 0 | 0 | 0 | 1 | 10 |
| | | To Airport | 0 | 0 | 0 | 0 | 0 | 10 | 32 |
| | Average August Day | From Airport | | | | | | | |
| | | To Airport | | | | | | | |
| | Average Friday in August | From Airport | | | | | | | |
| | | To Airport | | | | | | | |
| Weston | Average Day | From Airport | 4 | 0 | 0 | 0 | 0 | 0 | 4 |
| | | To Airport | 0 | 0 | 0 | 0 | 0 | 4 | 14 |
| | Average August Day | From Airport | | | | | | | |
| | | To Airport | | | | | | | |
| | Average Friday in August | From Airport | | | | | | | |
| | | To Airport | | | | | | | |
| Pearson | Average Day | From Airport | 58 | 0 | 0 | 0 | 0 | 6 | 63 |
| | | To Airport | 1 | 0 | 0 | 0 | 0 | 63 | 205 |
| | Average August Day | From Airport | | | | | | | |
| | | To Airport | | | | | | | |
| | Average Friday in August | From Airport | | | | | | | |

| | | | | | | | | | |
|---|---|---|---|---|---|---|---|---|---|
| | | To Airport | | | | | | | |

## 2018 Including Ramp-up

| Station | Day | Direction of Travel | 0 | 1 | 2 | 3 | 4 | 5 | 6 |
|---|---|---|---|---|---|---|---|---|---|
| Union | Average Day | From Airport | 51 | 0 | 0 | 0 | 0 | 5 | 55 |
| | | To Airport | 1 | 0 | 0 | 0 | 0 | 56 | 179 |
| | Average August Day | From Airport | | | | | | | |
| | | To Airport | | | | | | | |
| | Average Friday in August | From Airport | | | | | | | |
| | | To Airport | | | | | | | |
| Bloor | Average Day | From Airport | 10 | 0 | 0 | 0 | 0 | 1 | 11 |
| | | To Airport | 0 | 0 | 0 | 0 | 0 | 11 | 37 |
| | Average August Day | From Airport | | | | | | | |
| | | To Airport | | | | | | | |
| | Average Friday in August | From Airport | | | | | | | |
| | | To Airport | | | | | | | |
| Weston | Average Day | From Airport | 5 | 0 | 0 | 0 | 0 | 0 | 5 |
| | | To Airport | 0 | 0 | 0 | 0 | 0 | 5 | 16 |
| | Average August Day | From Airport | | | | | | | |
| | | To Airport | | | | | | | |
| | Average Friday in August | From Airport | | | | | | | |
| | | To Airport | | | | | | | |
| Pearson | Average Day | From Airport | 65 | 0 | 0 | 0 | 0 | 6 | 71 |
| | | To Airport | 2 | 0 | 0 | 0 | 0 | 72 | 232 |
| | Average August Day | From Airport | | | | | | | |
| | | To Airport | | | | | | | |
| | Average Friday in August | From Airport | | | | | | | |
| | | To Airport | | | | | | | |

## 2019 Including Ramp-up

| Station | Day | Direction of Travel | 0 | 1 | 2 | 3 | 4 | 5 | 6 |
|---|---|---|---|---|---|---|---|---|---|
| Union | Average Day | From Airport | 52 | 0 | 0 | 0 | 0 | 5 | 57 |
| | | To Airport | 1 | 0 | 0 | 0 | 0 | 57 | 184 |
| | Average August Day | From Airport | | | | | | | |
| | | To Airport | | | | | | | |
| | Average Friday in August | From Airport | | | | | | | |
| | | To Airport | | | | | | | |

| | | | | | | | | | |
|---|---|---|---|---|---|---|---|---|---|
| Bloor | Average Day | From Airport | 10 | 0 | 0 | 0 | 0 | 1 | 11 |
| | | To Airport | 0 | 0 | 0 | 0 | 0 | 12 | 37 |
| | Average August Day | From Airport | | | | | | | |
| | | To Airport | | | | | | | |
| | Average Friday in August | From Airport | | | | | | | |
| | | To Airport | | | | | | | |
| Weston | Average Day | From Airport | 5 | 0 | 0 | 0 | 0 | 0 | 5 |
| | | To Airport | 0 | 0 | 0 | 0 | 0 | 5 | 16 |
| | Average August Day | From Airport | | | | | | | |
| | | To Airport | | | | | | | |
| | Average Friday in August | From Airport | | | | | | | |
| | | To Airport | | | | | | | |
| Pearson | Average Day | From Airport | 67 | 0 | 0 | 0 | 0 | 7 | 73 |
| | | To Airport | 2 | 0 | 0 | 0 | 0 | 73 | 237 |
| | Average August Day | From Airport | | | | | | | |
| | | To Airport | | | | | | | |
| | Average Friday in August | From Airport | | | | | | | |
| | | To Airport | | | | | | | |

## 2020 Including Ramp-up

| Station | Day | Direction of Travel | 0 | 1 | 2 | 3 | 4 | 5 | 6 |
|---|---|---|---|---|---|---|---|---|---|
| Union | Average Day | From Airport | 53 | 0 | 0 | 0 | 0 | 5 | 58 |
| | | To Airport | 1 | 0 | 0 | 0 | 0 | 58 | 188 |
| | Average August Day | From Airport | 58 | 0 | 0 | 0 | 0 | 6 | 64 |
| | | To Airport | 1 | 0 | 0 | 0 | 0 | 65 | 211 |
| | Average Friday in August | From Airport | 61 | 0 | 0 | 0 | 0 | 6 | 67 |
| | | To Airport | 2 | 0 | 0 | 0 | 0 | 69 | 223 |
| Bloor | Average Day | From Airport | 11 | 0 | 0 | 0 | 0 | 1 | 12 |
| | | To Airport | 0 | 0 | 0 | 0 | 0 | 12 | 38 |
| | Average August Day | From Airport | 13 | 0 | 0 | 0 | 0 | 1 | 15 |
| | | To Airport | 0 | 0 | 0 | 0 | 0 | 15 | 48 |
| | Average Friday in August | From Airport | 14 | 0 | 0 | 0 | 0 | 1 | 15 |
| | | To Airport | 0 | 0 | 0 | 0 | 0 | 16 | 51 |
| Weston | Average Day | From Airport | 5 | 0 | 0 | 0 | 0 | 0 | 5 |
| | | To Airport | 0 | 0 | 0 | 0 | 0 | 5 | 17 |
| | Average August Day | From Airport | 5 | 0 | 0 | 0 | 0 | 1 | 6 |
| | | To Airport | 0 | 0 | 0 | 0 | 0 | 6 | 20 |
| | Average Friday in August | From Airport | 6 | 0 | 0 | 0 | 0 | 1 | 6 |
| | | To Airport | 0 | 0 | 0 | 0 | 0 | 6 | 21 |
| Pearson | Average Day | From Airport | 69 | 0 | 0 | 0 | 0 | 7 | 75 |
| | | To Airport | 2 | 0 | 0 | 0 | 0 | 75 | 243 |

| | | | | | | | | | |
|---|---|---|---|---|---|---|---|---|---|
| | Average August Day | From Airport | 77 | 0 | 0 | 0 | 0 | 7 | 84 |
| | | To Airport | 2 | 0 | 0 | 0 | 0 | 86 | 279 |
| Pearson | Average Friday in August | From Airport | 81 | 0 | 0 | 0 | 0 | 8 | 89 |
| | | To Airport | 2 | 0 | 0 | 0 | 0 | 91 | 295 |

## 2025 Including Ramp-up

| Station | Day | Direction of Travel | 0 | 1 | 2 | 3 | 4 | 5 | 6 |
|---|---|---|---|---|---|---|---|---|---|
| Union | Average Day | From Airport | 59 | 0 | 0 | 0 | 0 | 6 | 64 |
| | | To Airport | 1 | 0 | 0 | 0 | 0 | 65 | 209 |
| | Average August Day | From Airport | 65 | 0 | 0 | 0 | 0 | 6 | 71 |
| | | To Airport | 2 | 0 | 0 | 0 | 0 | 73 | 234 |
| | Average Friday in August | From Airport | 69 | 0 | 0 | 0 | 0 | 7 | 75 |
| | | To Airport | 2 | 0 | 0 | 0 | 0 | 77 | 248 |
| Bloor | Average Day | From Airport | 12 | 0 | 0 | 0 | 0 | 1 | 13 |
| | | To Airport | 0 | 0 | 0 | 0 | 0 | 13 | 42 |
| | Average August Day | From Airport | 15 | 0 | 0 | 0 | 0 | 1 | 17 |
| | | To Airport | 0 | 0 | 0 | 0 | 0 | 17 | 55 |
| | Average Friday in August | From Airport | 16 | 0 | 0 | 0 | 0 | 2 | 18 |
| | | To Airport | 0 | 0 | 0 | 0 | 0 | 18 | 57 |
| Weston | Average Day | From Airport | 5 | 0 | 0 | 0 | 0 | 0 | 5 |
| | | To Airport | 0 | 0 | 0 | 0 | 0 | 5 | 18 |
| | Average August Day | From Airport | 6 | 0 | 0 | 0 | 0 | 1 | 6 |
| | | To Airport | 0 | 0 | 0 | 0 | 0 | 6 | 21 |
| | Average Friday in August | From Airport | 6 | 0 | 0 | 0 | 0 | 1 | 7 |
| | | To Airport | 0 | 0 | 0 | 0 | 0 | 7 | 22 |
| Pearson | Average Day | From Airport | 76 | 0 | 0 | 0 | 0 | 7 | 83 |
| | | To Airport | 2 | 0 | 0 | 0 | 0 | 83 | 268 |
| | Average August Day | From Airport | 86 | 0 | 0 | 0 | 0 | 8 | 94 |
| | | To Airport | 2 | 0 | 0 | 0 | 0 | 96 | 310 |
| | Average Friday in August | From Airport | 91 | 0 | 0 | 0 | 0 | 9 | 99 |
| | | To Airport | 2 | 0 | 0 | 0 | 0 | 102 | 328 |

## 2031 Including Ramp-up

| Station | Day | Direction of Travel | 0 | 1 | 2 | 3 | 4 | 5 | 6 |
|---|---|---|---|---|---|---|---|---|---|
| Union | Average Day | From Airport | 64 | 0 | 0 | 0 | 0 | 6 | 70 |
| | | To Airport | 2 | 0 | 0 | 0 | 0 | 70 | 227 |
| | Average August Day | From Airport | 72 | 0 | 0 | 0 | 0 | 7 | 79 |

| | | | | | | | | | |
|---|---|---|---|---|---|---|---|---|---|
| | | To Airport | 2 | 0 | 0 | 0 | 0 | 80 | 259 |
| | Average Friday in August | From Airport | 76 | 0 | 0 | 0 | 0 | 7 | 83 |
| | | To Airport | 2 | 0 | 0 | 0 | 0 | 85 | 274 |
| Bloor | Average Day | From Airport | 13 | 0 | 0 | 0 | 0 | 1 | 14 |
| | | To Airport | 0 | 0 | 0 | 0 | 0 | 14 | 45 |
| | Average August Day | From Airport | 17 | 0 | 0 | 0 | 0 | 2 | 18 |
| | | To Airport | 0 | 0 | 0 | 0 | 0 | 18 | 60 |
| | Average Friday in August | From Airport | 18 | 0 | 0 | 0 | 0 | 2 | 19 |
| | | To Airport | 0 | 0 | 0 | 0 | 0 | 19 | 62 |
| Weston | Average Day | From Airport | 5 | 0 | 0 | 0 | 0 | 1 | 6 |
| | | To Airport | 0 | 0 | 0 | 0 | 0 | 6 | 18 |
| | Average August Day | From Airport | 6 | 0 | 0 | 0 | 0 | 1 | 7 |
| | | To Airport | 0 | 0 | 0 | 0 | 0 | 7 | 22 |
| | Average Friday in August | From Airport | 7 | 0 | 0 | 0 | 0 | 1 | 7 |
| | | To Airport | 0 | 0 | 0 | 0 | 0 | 7 | 23 |
| Pearson | Average Day | From Airport | 82 | 0 | 0 | 0 | 0 | 8 | 90 |
| | | To Airport | 2 | 0 | 0 | 0 | 0 | 90 | 290 |
| | Average August Day | From Airport | 95 | 0 | 0 | 0 | 0 | 9 | 104 |
| | | To Airport | 2 | 0 | 0 | 0 | 0 | 105 | 340 |
| | Average Friday in August | From Airport | 100 | 0 | 0 | 0 | 0 | 10 | 109 |
| | | To Airport | 3 | 0 | 0 | 0 | 0 | 112 | 360 |

## Hour of Day

| 7 | 8 | 9 | 10 | 11 | 12 | 13 | 14 | 15 | 16 | 17 | 18 | 19 | 20 | 21 |
|---|---|---|---|---|---|---|---|---|---|---|---|---|---|---|
| 63 | 62 | 52 | 41 | 61 | 61 | 74 | 83 | 101 | 160 | 154 | 122 | 122 | 134 | 100 |
| 135 | 113 | 79 | 74 | 61 | 77 | 78 | 85 | 108 | 146 | 122 | 116 | 98 | 73 | 50 |
| 70 | 69 | 57 | 45 | 68 | 68 | 82 | 92 | 111 | 177 | 170 | 136 | 135 | 148 | 111 |
| 152 | 127 | 90 | 83 | 69 | 87 | 88 | 96 | 122 | 164 | 137 | 130 | 110 | 82 | 57 |
| 73 | 72 | 60 | 47 | 71 | 71 | 86 | 96 | 117 | 186 | 179 | 142 | 142 | 155 | 117 |
| 160 | 135 | 95 | 88 | 73 | 92 | 93 | 101 | 128 | 174 | 145 | 138 | 116 | 87 | 60 |
| 13 | 13 | 11 | 8 | 13 | 13 | 15 | 17 | 21 | 33 | 32 | 26 | 25 | 28 | 21 |
| 28 | 24 | 17 | 15 | 13 | 16 | 16 | 18 | 22 | 30 | 25 | 24 | 20 | 15 | 10 |
| 16 | 16 | 13 | 11 | 16 | 16 | 19 | 21 | 26 | 41 | 40 | 32 | 32 | 35 | 26 |
| 35 | 30 | 21 | 19 | 16 | 20 | 21 | 22 | 28 | 38 | 32 | 30 | 26 | 19 | 13 |
| 17 | 17 | 14 | 11 | 17 | 17 | 20 | 22 | 27 | 43 | 42 | 33 | 33 | 36 | 27 |
| 37 | 31 | 22 | 20 | 17 | 21 | 22 | 23 | 30 | 40 | 34 | 32 | 27 | 20 | 14 |
| 6 | 6 | 5 | 4 | 6 | 6 | 7 | 8 | 9 | 15 | 14 | 11 | 11 | 12 | 9 |
| 13 | 11 | 7 | 7 | 6 | 7 | 7 | 8 | 10 | 14 | 11 | 11 | 9 | 7 | 5 |
| 7 | 7 | 6 | 4 | 7 | 7 | 8 | 9 | 11 | 17 | 17 | 13 | 13 | 15 | 11 |
| 15 | 13 | 9 | 8 | 7 | 9 | 9 | 9 | 12 | 16 | 14 | 13 | 11 | 8 | 6 |
| 7 | 7 | 6 | 5 | 7 | 7 | 8 | 9 | 12 | 18 | 18 | 14 | 14 | 15 | 11 |
| 16 | 13 | 9 | 9 | 7 | 9 | 9 | 10 | 13 | 17 | 14 | 14 | 11 | 9 | 6 |
| 82 | 81 | 67 | 53 | 80 | 80 | 96 | 108 | 131 | 208 | 200 | 159 | 159 | 174 | 131 |
| 175 | 147 | 103 | 96 | 80 | 100 | 102 | 111 | 140 | 190 | 158 | 150 | 127 | 95 | 65 |
| 93 | 92 | 76 | 60 | 90 | 91 | 109 | 122 | 148 | 236 | 227 | 181 | 180 | 197 | 148 |
| 202 | 170 | 119 | 111 | 92 | 116 | 117 | 128 | 162 | 219 | 183 | 173 | 147 | 110 | 75 |
| 98 | 96 | 80 | 63 | 95 | 95 | 114 | 128 | 156 | 247 | 238 | 190 | 189 | 207 | 155 |
| 213 | 179 | 126 | 117 | 97 | 122 | 124 | 135 | 171 | 231 | 193 | 183 | 155 | 116 | 80 |

## Hour of Day

| 7 | 8 | 9 | 10 | 11 | 12 | 13 | 14 | 15 | 16 | 17 | 18 | 19 | 20 | 21 |
|---|---|---|---|---|---|---|---|---|---|---|---|---|---|---|
| 79 | 78 | 65 | 51 | 77 | 77 | 93 | 104 | 126 | 201 | 193 | 154 | 154 | 168 | 126 |
| 170 | 142 | 100 | 93 | 77 | 97 | 98 | 107 | 136 | 184 | 153 | 145 | 123 | 92 | 63 |
| | | | | | | | | | | | | | | |
| | | | | | | | | | | | | | | |
| | | | | | | | | | | | | | | |
| | | | | | | | | | | | | | | |
| 16 | 16 | 13 | 11 | 16 | 16 | 19 | 22 | 26 | 42 | 40 | 32 | 32 | 35 | 26 |
| 35 | 29 | 21 | 19 | 16 | 20 | 20 | 22 | 28 | 38 | 32 | 30 | 25 | 19 | 13 |
| | | | | | | | | | | | | | | |

| | | | | | | | | | | | | | | |
|---|---|---|---|---|---|---|---|---|---|---|---|---|---|---|
| | | | | | | | | | | | | | | |
| | | | | | | | | | | | | | | |
| | | | | | | | | | | | | | | |
| 7 | 7 | 6 | 5 | 7 | 7 | 9 | 10 | 12 | 19 | 18 | 14 | 14 | 15 | 12 |
| 16 | 13 | 9 | 9 | 7 | 9 | 9 | 10 | 12 | 17 | 14 | 13 | 11 | 8 | 6 |
| | | | | | | | | | | | | | | |
| | | | | | | | | | | | | | | |
| | | | | | | | | | | | | | | |
| | | | | | | | | | | | | | | |
| 103 | 101 | 85 | 67 | 100 | 100 | 120 | 135 | 164 | 261 | 251 | 200 | 200 | 218 | 164 |
| 220 | 185 | 130 | 120 | 101 | 126 | 128 | 139 | 176 | 238 | 199 | 189 | 160 | 119 | 82 |
| | | | | | | | | | | | | | | |
| | | | | | | | | | | | | | | |
| | | | | | | | | | | | | | | |
| | | | | | | | | | | | | | | |

## Hour of Day

| **7** | **8** | **9** | **10** | **11** | **12** | **13** | **14** | **15** | **16** | **17** | **18** | **19** | **20** | **21** |
|---|---|---|---|---|---|---|---|---|---|---|---|---|---|---|
| 91 | 90 | 75 | 59 | 89 | 89 | 107 | 120 | 146 | 231 | 222 | 177 | 177 | 193 | 145 |
| 195 | 164 | 115 | 107 | 89 | 112 | 113 | 123 | 156 | 211 | 176 | 167 | 142 | 106 | 73 |
| | | | | | | | | | | | | | | |
| | | | | | | | | | | | | | | |
| | | | | | | | | | | | | | | |
| | | | | | | | | | | | | | | |
| 19 | 18 | 15 | 12 | 18 | 18 | 22 | 25 | 30 | 47 | 46 | 36 | 36 | 40 | 30 |
| 40 | 34 | 24 | 22 | 18 | 23 | 23 | 25 | 32 | 43 | 36 | 34 | 29 | 22 | 15 |
| | | | | | | | | | | | | | | |
| | | | | | | | | | | | | | | |
| | | | | | | | | | | | | | | |
| | | | | | | | | | | | | | | |
| 8 | 8 | 7 | 5 | 8 | 8 | 10 | 11 | 13 | 21 | 20 | 16 | 16 | 18 | 13 |
| 18 | 15 | 10 | 10 | 8 | 10 | 10 | 11 | 14 | 19 | 16 | 15 | 13 | 10 | 7 |
| | | | | | | | | | | | | | | |
| | | | | | | | | | | | | | | |
| | | | | | | | | | | | | | | |
| | | | | | | | | | | | | | | |
| 118 | 116 | 97 | 76 | 115 | 115 | 138 | 155 | 189 | 300 | 288 | 230 | 229 | 251 | 188 |
| 253 | 212 | 149 | 138 | 115 | 145 | 147 | 160 | 202 | 274 | 228 | 217 | 184 | 137 | 94 |
| | | | | | | | | | | | | | | |
| | | | | | | | | | | | | | | |
| | | | | | | | | | | | | | | |

## Hour of Day

| 7 | 8 | 9 | 10 | 11 | 12 | 13 | 14 | 15 | 16 | 17 | 18 | 19 | 20 | 21 |
|---|---|---|---|---|---|---|---|---|---|---|---|---|---|---|
| 104 | 102 | 85 | 67 | 101 | 101 | 121 | 136 | 165 | 263 | 253 | 201 | 201 | 220 | 165 |
| 222 | 186 | 131 | 121 | 101 | 127 | 129 | 140 | 177 | 240 | 200 | 190 | 161 | 120 | 83 |
| | | | | | | | | | | | | | | |
| | | | | | | | | | | | | | | |
| | | | | | | | | | | | | | | |
| | | | | | | | | | | | | | | |
| 21 | 21 | 17 | 14 | 21 | 21 | 25 | 28 | 34 | 54 | 52 | 41 | 41 | 45 | 34 |
| 45 | 38 | 27 | 25 | 21 | 26 | 26 | 29 | 36 | 49 | 41 | 39 | 33 | 25 | 17 |
| | | | | | | | | | | | | | | |
| | | | | | | | | | | | | | | |
| | | | | | | | | | | | | | | |
| | | | | | | | | | | | | | | |
| 9 | 9 | 8 | 6 | 9 | 9 | 11 | 12 | 15 | 24 | 23 | 18 | 18 | 20 | 15 |
| 20 | 17 | 12 | 11 | 9 | 11 | 12 | 13 | 16 | 22 | 18 | 17 | 14 | 11 | 7 |
| | | | | | | | | | | | | | | |
| | | | | | | | | | | | | | | |
| | | | | | | | | | | | | | | |
| | | | | | | | | | | | | | | |
| 134 | 132 | 110 | 87 | 130 | 131 | 157 | 176 | 214 | 340 | 327 | 261 | 260 | 284 | 213 |
| 287 | 241 | 169 | 157 | 131 | 164 | 166 | 181 | 229 | 311 | 259 | 246 | 208 | 156 | 107 |
| | | | | | | | | | | | | | | |
| | | | | | | | | | | | | | | |
| | | | | | | | | | | | | | | |
| | | | | | | | | | | | | | | |

## Hour of Day

| 7 | 8 | 9 | 10 | 11 | 12 | 13 | 14 | 15 | 16 | 17 | 18 | 19 | 20 | 21 |
|---|---|---|---|---|---|---|---|---|---|---|---|---|---|---|
| 106 | 105 | 87 | 69 | 103 | 103 | 124 | 140 | 169 | 269 | 259 | 206 | 206 | 225 | 169 |
| 227 | 191 | 134 | 124 | 104 | 130 | 132 | 143 | 182 | 246 | 205 | 195 | 165 | 123 | 85 |
| | | | | | | | | | | | | | | |
| | | | | | | | | | | | | | | |
| | | | | | | | | | | | | | | |
| | | | | | | | | | | | | | | |

| | | | | | | | | | | | | | | |
|---|---|---|---|---|---|---|---|---|---|---|---|---|---|---|
| 22 | 21 | 18 | 14 | 21 | 21 | 25 | 28 | 34 | 54 | 52 | 42 | 42 | 46 | 34 |
| 46 | 39 | 27 | 25 | 21 | 26 | 27 | 29 | 37 | 50 | 41 | 39 | 33 | 25 | 17 |
| | | | | | | | | | | | | | | |
| | | | | | | | | | | | | | | |
| | | | | | | | | | | | | | | |
| | | | | | | | | | | | | | | |
| 9 | 9 | 8 | 6 | 9 | 9 | 11 | 12 | 15 | 24 | 23 | 18 | 18 | 20 | 15 |
| 20 | 17 | 12 | 11 | 9 | 12 | 12 | 13 | 16 | 22 | 18 | 17 | 15 | 11 | 8 |
| | | | | | | | | | | | | | | |
| | | | | | | | | | | | | | | |
| | | | | | | | | | | | | | | |
| | | | | | | | | | | | | | | |
| 137 | 135 | 113 | 89 | 133 | 134 | 160 | 180 | 219 | 347 | 334 | 266 | 266 | 291 | 218 |
| 293 | 246 | 173 | 160 | 134 | 168 | 170 | 185 | 234 | 317 | 265 | 251 | 213 | 159 | 109 |
| | | | | | | | | | | | | | | |
| | | | | | | | | | | | | | | |
| | | | | | | | | | | | | | | |
| | | | | | | | | | | | | | | |

## Hour of Day

| 7 | 8 | 9 | 10 | 11 | 12 | 13 | 14 | 15 | 16 | 17 | 18 | 19 | 20 | 21 |
|---|---|---|---|---|---|---|---|---|---|---|---|---|---|---|
| 109 | 107 | 90 | 70 | 106 | 106 | 127 | 143 | 174 | 276 | 265 | 211 | 211 | 231 | 173 |
| 233 | 195 | 137 | 127 | 106 | 133 | 135 | 147 | 186 | 252 | 210 | 200 | 169 | 126 | 87 |
| 119 | 118 | 98 | 77 | 116 | 116 | 140 | 157 | 191 | 303 | 291 | 232 | 232 | 253 | 190 |
| 260 | 218 | 154 | 142 | 119 | 149 | 151 | 164 | 208 | 282 | 235 | 223 | 189 | 141 | 97 |
| 126 | 124 | 103 | 81 | 122 | 122 | 147 | 165 | 201 | 318 | 306 | 244 | 244 | 266 | 200 |
| 275 | 231 | 162 | 151 | 126 | 158 | 160 | 174 | 220 | 298 | 249 | 236 | 200 | 149 | 103 |
| 22 | 22 | 18 | 14 | 21 | 21 | 26 | 29 | 35 | 56 | 53 | 43 | 42 | 46 | 35 |
| 47 | 39 | 28 | 26 | 21 | 27 | 27 | 30 | 37 | 51 | 42 | 40 | 34 | 25 | 17 |
| 27 | 27 | 22 | 18 | 27 | 27 | 32 | 36 | 44 | 69 | 67 | 53 | 53 | 58 | 43 |
| 60 | 50 | 35 | 33 | 27 | 34 | 35 | 38 | 48 | 64 | 54 | 51 | 43 | 32 | 22 |
| 29 | 28 | 24 | 19 | 28 | 28 | 34 | 38 | 46 | 73 | 70 | 56 | 56 | 61 | 46 |
| 63 | 53 | 37 | 34 | 29 | 36 | 36 | 40 | 50 | 68 | 57 | 54 | 46 | 34 | 23 |
| 10 | 9 | 8 | 6 | 9 | 9 | 11 | 13 | 15 | 24 | 23 | 19 | 19 | 20 | 15 |
| 20 | 17 | 12 | 11 | 9 | 12 | 12 | 13 | 16 | 22 | 18 | 18 | 15 | 11 | 8 |
| 11 | 11 | 9 | 7 | 11 | 11 | 13 | 15 | 18 | 28 | 27 | 22 | 22 | 24 | 18 |
| 24 | 21 | 14 | 13 | 11 | 14 | 14 | 15 | 20 | 26 | 22 | 21 | 18 | 13 | 9 |
| 12 | 12 | 10 | 8 | 11 | 11 | 14 | 16 | 19 | 30 | 29 | 23 | 23 | 25 | 19 |
| 26 | 22 | 15 | 14 | 12 | 15 | 15 | 16 | 21 | 28 | 23 | 22 | 19 | 14 | 10 |
| 140 | 138 | 115 | 91 | 136 | 137 | 164 | 185 | 224 | 356 | 342 | 273 | 272 | 298 | 223 |
| 300 | 252 | 177 | 164 | 137 | 172 | 174 | 189 | 240 | 325 | 271 | 257 | 218 | 163 | 112 |

| | | | | | | | | | | | | | | |
|---|---|---|---|---|---|---|---|---|---|---|---|---|---|---|
| 158 | 156 | 130 | 102 | 153 | 154 | 185 | 208 | 252 | 400 | 385 | 307 | 306 | 335 | 251 |
| 344 | 289 | 203 | 188 | 157 | 197 | 200 | 217 | 275 | 373 | 311 | 295 | 250 | 187 | 128 |
| 166 | 164 | 137 | 108 | 161 | 162 | 194 | 218 | 265 | 421 | 405 | 323 | 322 | 352 | 264 |
| 364 | 305 | 215 | 199 | 166 | 208 | 211 | 230 | 291 | 394 | 329 | 312 | 264 | 198 | 136 |

## Hour of Day

| 7 | 8 | 9 | 10 | 11 | 12 | 13 | 14 | 15 | 16 | 17 | 18 | 19 | 20 | 21 |
|---|---|---|---|---|---|---|---|---|---|---|---|---|---|---|
| 121 | 119 | 99 | 78 | 117 | 118 | 141 | 159 | 193 | 306 | 294 | 235 | 234 | 256 | 192 |
| 258 | 216 | 152 | 141 | 118 | 148 | 149 | 163 | 206 | 279 | 233 | 221 | 187 | 140 | 96 |
| 133 | 131 | 110 | 86 | 129 | 130 | 156 | 175 | 213 | 338 | 325 | 259 | 259 | 283 | 212 |
| 290 | 243 | 171 | 158 | 132 | 166 | 168 | 183 | 232 | 314 | 262 | 248 | 210 | 157 | 108 |
| 140 | 138 | 115 | 91 | 136 | 137 | 164 | 185 | 224 | 356 | 342 | 273 | 272 | 298 | 223 |
| 307 | 258 | 181 | 168 | 140 | 176 | 178 | 194 | 245 | 332 | 277 | 263 | 223 | 167 | 114 |
| 25 | 24 | 20 | 16 | 24 | 24 | 29 | 32 | 39 | 62 | 60 | 48 | 48 | 52 | 39 |
| 52 | 44 | 31 | 29 | 24 | 30 | 30 | 33 | 42 | 57 | 47 | 45 | 38 | 28 | 19 |
| 31 | 31 | 26 | 20 | 30 | 30 | 37 | 41 | 50 | 79 | 76 | 61 | 61 | 66 | 50 |
| 68 | 57 | 40 | 37 | 31 | 39 | 39 | 43 | 54 | 73 | 61 | 58 | 49 | 37 | 25 |
| 33 | 32 | 27 | 21 | 32 | 32 | 38 | 43 | 53 | 83 | 80 | 64 | 64 | 70 | 52 |
| 71 | 59 | 42 | 39 | 32 | 41 | 41 | 45 | 57 | 77 | 64 | 61 | 51 | 38 | 26 |
| 10 | 10 | 8 | 7 | 10 | 10 | 12 | 13 | 16 | 26 | 25 | 20 | 20 | 22 | 16 |
| 22 | 18 | 13 | 12 | 10 | 12 | 13 | 14 | 17 | 23 | 20 | 19 | 16 | 12 | 8 |
| 12 | 12 | 10 | 8 | 12 | 12 | 14 | 16 | 19 | 30 | 29 | 23 | 23 | 25 | 19 |
| 26 | 22 | 15 | 14 | 12 | 15 | 15 | 16 | 21 | 28 | 23 | 22 | 19 | 14 | 10 |
| 13 | 12 | 10 | 8 | 12 | 12 | 15 | 17 | 20 | 32 | 31 | 24 | 24 | 27 | 20 |
| 27 | 23 | 16 | 15 | 13 | 16 | 16 | 17 | 22 | 30 | 25 | 24 | 20 | 15 | 10 |
| 155 | 153 | 128 | 101 | 151 | 151 | 182 | 204 | 248 | 394 | 379 | 302 | 301 | 329 | 247 |
| 332 | 278 | 196 | 181 | 151 | 190 | 192 | 209 | 265 | 359 | 300 | 284 | 241 | 180 | 124 |
| 177 | 174 | 145 | 114 | 171 | 172 | 207 | 232 | 282 | 447 | 430 | 343 | 342 | 374 | 281 |
| 383 | 321 | 226 | 210 | 175 | 219 | 222 | 242 | 306 | 415 | 346 | 328 | 278 | 208 | 143 |
| 186 | 183 | 153 | 120 | 181 | 181 | 217 | 244 | 297 | 471 | 453 | 361 | 360 | 394 | 296 |
| 405 | 340 | 239 | 222 | 185 | 232 | 235 | 256 | 324 | 439 | 366 | 347 | 294 | 220 | 151 |

## Hour of Day

| 7 | 8 | 9 | 10 | 11 | 12 | 13 | 14 | 15 | 16 | 17 | 18 | 19 | 20 | 21 |
|---|---|---|---|---|---|---|---|---|---|---|---|---|---|---|
| 132 | 130 | 108 | 85 | 128 | 128 | 154 | 173 | 210 | 334 | 321 | 256 | 255 | 279 | 210 |
| 281 | 236 | 166 | 154 | 128 | 161 | 163 | 177 | 225 | 304 | 254 | 241 | 204 | 152 | 105 |
| 148 | 146 | 122 | 96 | 144 | 144 | 173 | 194 | 236 | 375 | 360 | 287 | 287 | 313 | 235 |

| | | | | | | | | | | | | | | |
|---|---|---|---|---|---|---|---|---|---|---|---|---|---|---|
| 320 | 268 | 188 | 175 | 146 | 183 | 185 | 202 | 256 | 346 | 289 | 274 | 232 | 173 | 119 |
| 156 | 153 | 128 | 101 | 151 | 152 | 182 | 205 | 249 | 395 | 380 | 303 | 302 | 330 | 248 |
| 339 | 285 | 200 | 186 | 155 | 194 | 197 | 214 | 271 | 367 | 306 | 291 | 246 | 184 | 126 |
| 26 | 26 | 21 | 17 | 25 | 25 | 31 | 34 | 42 | 66 | 64 | 51 | 51 | 55 | 42 |
| 56 | 47 | 33 | 30 | 25 | 32 | 32 | 35 | 44 | 60 | 50 | 48 | 40 | 30 | 21 |
| 34 | 34 | 28 | 22 | 33 | 33 | 40 | 45 | 55 | 87 | 83 | 66 | 66 | 72 | 54 |
| 74 | 62 | 43 | 40 | 34 | 42 | 43 | 46 | 59 | 80 | 66 | 63 | 53 | 40 | 27 |
| 36 | 35 | 30 | 23 | 35 | 35 | 42 | 47 | 58 | 91 | 88 | 70 | 70 | 76 | 57 |
| 77 | 65 | 45 | 42 | 35 | 44 | 45 | 49 | 62 | 84 | 70 | 66 | 56 | 42 | 29 |
| 11 | 10 | 9 | 7 | 10 | 10 | 12 | 14 | 17 | 27 | 26 | 20 | 20 | 22 | 17 |
| 22 | 19 | 13 | 12 | 10 | 13 | 13 | 14 | 18 | 24 | 20 | 19 | 16 | 12 | 8 |
| 13 | 12 | 10 | 8 | 12 | 12 | 15 | 17 | 20 | 32 | 31 | 25 | 25 | 27 | 20 |
| 27 | 23 | 16 | 15 | 12 | 16 | 16 | 17 | 22 | 30 | 25 | 23 | 20 | 15 | 10 |
| 13 | 13 | 11 | 9 | 13 | 13 | 16 | 18 | 21 | 34 | 32 | 26 | 26 | 28 | 21 |
| 29 | 24 | 17 | 16 | 13 | 17 | 17 | 18 | 23 | 31 | 26 | 25 | 21 | 16 | 11 |
| 168 | 166 | 138 | 109 | 164 | 164 | 197 | 221 | 269 | 427 | 410 | 327 | 327 | 357 | 268 |
| 359 | 301 | 212 | 196 | 164 | 206 | 208 | 226 | 287 | 389 | 324 | 308 | 260 | 195 | 134 |
| 195 | 192 | 160 | 126 | 189 | 190 | 228 | 256 | 311 | 493 | 474 | 378 | 378 | 413 | 310 |
| 420 | 353 | 248 | 230 | 192 | 241 | 244 | 265 | 336 | 455 | 380 | 361 | 305 | 228 | 157 |
| 205 | 202 | 169 | 133 | 199 | 200 | 240 | 270 | 327 | 520 | 500 | 398 | 398 | 435 | 326 |
| 445 | 374 | 263 | 244 | 203 | 255 | 258 | 281 | 356 | 482 | 402 | 382 | 323 | 242 | 166 |

| 22 | 23 | Daily Total | Hourly Average | Hourly Median | Hourly Peak |
|---|---|---|---|---|---|
| 92 | 64 | 1612 | 81 | 69 | 160 |
| 25 | 14 | 1596 | 80 | 79 | 146 |
| 101 | 71 | 1785 | 89 | 76 | 177 |
| 28 | 15 | 1800 | 90 | 89 | 164 |
| 107 | 74 | 1876 | 94 | 80 | 186 |
| 30 | 16 | 1900 | 95 | 94 | 174 |
| 19 | 13 | 336 | 17 | 14 | 33 |
| 5 | 3 | 332 | 17 | 16 | 30 |
| 24 | 17 | 417 | 21 | 18 | 41 |
| 7 | 4 | 419 | 21 | 21 | 38 |
| 25 | 17 | 438 | 22 | 19 | 43 |
| 7 | 4 | 441 | 22 | 22 | 40 |
| 9 | 6 | 150 | 8 | 6 | 15 |
| 2 | 1 | 149 | 7 | 7 | 14 |
| 10 | 7 | 176 | 9 | 8 | 17 |
| 3 | 2 | 177 | 9 | 9 | 16 |
| 10 | 7 | 185 | 9 | 8 | 18 |
| 3 | 2 | 187 | 9 | 9 | 17 |
| 119 | 83 | 2099 | 105 | 90 | 208 |
| 32 | 18 | 2077 | 104 | 103 | 190 |
| 135 | 94 | 2378 | 119 | 102 | 236 |
| 37 | 20 | 2397 | 120 | 118 | 219 |
| 142 | 99 | 2498 | 125 | 107 | 247 |
| 39 | 22 | 2529 | 126 | 125 | 231 |

| 22 | 23 | Daily Total | Hourly Average | Hourly Median | Hourly Peak |
|---|---|---|---|---|---|
| 115 | 80 | 2026 | 101 | 87 | 201 |
| 31 | 17 | 2009 | 100 | 99 | 184 |
| | | | | | |
| | | | | | |
| | | | | | |
| | | | | | |
| 24 | 17 | 419 | 21 | 18 | 42 |
| 6 | 4 | 415 | 21 | 20 | 38 |
| | | | | | |

| | | | | | |
|---|---|---|---|---|---|
| | | | | | |
| | | | | | |
| | | | | | |
| 11 | 7 | 187 | 9 | 8 | 19 |
| 3 | 2 | 185 | 9 | 9 | 17 |
| | | | | | |
| | | | | | |
| | | | | | |
| | | | | | |
| 150 | 104 | 2632 | 132 | 112 | 261 |
| 41 | 22 | 2609 | 130 | 129 | 238 |
| | | | | | |
| | | | | | |
| | | | | | |
| | | | | | |

| 22 | 23 | Daily Total | Hourly Average | Hourly Median | Hourly Peak |
|---|---|---|---|---|---|
| 132 | 93 | 2332 | 117 | 100 | 231 |
| 36 | 20 | 2312 | 116 | 114 | 211 |
| | | | | | |
| | | | | | |
| | | | | | |
| | | | | | |
| 27 | 19 | 479 | 24 | 20 | 47 |
| 7 | 4 | 475 | 24 | 23 | 43 |
| | | | | | |
| | | | | | |
| | | | | | |
| | | | | | |
| 12 | 8 | 212 | 11 | 9 | 21 |
| 3 | 2 | 211 | 11 | 10 | 19 |
| | | | | | |
| | | | | | |
| | | | | | |
| | | | | | |
| 172 | 120 | 3024 | 151 | 129 | 300 |
| 47 | 26 | 2997 | 150 | 148 | 274 |
| | | | | | |
| | | | | | |
| | | | | | |

| | | | | | |
|---|---|---|---|---|---|
| 22 | 23 | Daily Total | Hourly Average | Hourly Median | Hourly Peak |
| 151 | 105 | 2652 | 133 | 113 | 263 |
| 41 | 22 | 2628 | 131 | 130 | 240 |
| | | | | | |
| | | | | | |
| | | | | | |
| | | | | | |
| 31 | 21 | 541 | 27 | 23 | 54 |
| 8 | 5 | 536 | 27 | 26 | 49 |
| | | | | | |
| | | | | | |
| | | | | | |
| | | | | | |
| 14 | 9 | 239 | 12 | 10 | 24 |
| 4 | 2 | 236 | 12 | 12 | 22 |
| | | | | | |
| | | | | | |
| | | | | | |
| | | | | | |
| 195 | 136 | 3431 | 172 | 147 | 340 |
| 53 | 29 | 3400 | 170 | 168 | 311 |
| | | | | | |
| | | | | | |
| | | | | | |
| | | | | | |

| | | | | | |
|---|---|---|---|---|---|
| 22 | 23 | Daily Total | Hourly Average | Hourly Median | Hourly Peak |
| 154 | 108 | 2715 | 136 | 116 | 269 |
| 42 | 23 | 2691 | 135 | 133 | 246 |
| | | | | | |
| | | | | | |
| | | | | | |
| | | | | | |

| | | | | | |
|---|---|---|---|---|---|
| 31 | 22 | 550 | 28 | 23 | 54 |
| 8 | 5 | 544 | 27 | 27 | 50 |
| | | | | | |
| | | | | | |
| | | | | | |
| | | | | | |
| 14 | 10 | 242 | 12 | 10 | 24 |
| 4 | 2 | 239 | 12 | 12 | 22 |
| | | | | | |
| | | | | | |
| | | | | | |
| | | | | | |
| 199 | 139 | 3507 | 175 | 150 | 347 |
| 54 | 30 | 3474 | 174 | 171 | 317 |
| | | | | | |
| | | | | | |
| | | | | | |
| | | | | | |

| 22 | 23 | Daily Total | Hourly Average | Hourly Median | Hourly Peak |
|---|---|---|---|---|---|
| 158 | 111 | 2786 | 139 | 119 | 276 |
| 43 | 24 | 2759 | 138 | 136 | 252 |
| 173 | 121 | 3054 | 153 | 130 | 303 |
| 48 | 26 | 3085 | 154 | 152 | 282 |
| 183 | 128 | 3214 | 161 | 137 | 318 |
| 51 | 28 | 3264 | 163 | 161 | 298 |
| 32 | 22 | 560 | 28 | 24 | 56 |
| 9 | 5 | 554 | 28 | 27 | 51 |
| 40 | 28 | 699 | 35 | 30 | 69 |
| 11 | 6 | 705 | 35 | 35 | 64 |
| 42 | 29 | 736 | 37 | 31 | 73 |
| 12 | 6 | 744 | 37 | 37 | 68 |
| 14 | 10 | 245 | 12 | 10 | 24 |
| 4 | 2 | 242 | 12 | 12 | 22 |
| 16 | 11 | 287 | 14 | 12 | 28 |
| 4 | 2 | 290 | 14 | 14 | 26 |
| 17 | 12 | 302 | 15 | 13 | 30 |
| 5 | 3 | 306 | 15 | 15 | 28 |
| 204 | 142 | 3591 | 180 | 153 | 356 |
| 55 | 30 | 3556 | 178 | 175 | 325 |

| | | | | | |
|---|---|---|---|---|---|
| 229 | 160 | 4039 | 202 | 172 | 400 |
| 63 | 35 | 4080 | 204 | 201 | 373 |
| 242 | 169 | 4252 | 213 | 182 | 421 |
| 67 | 37 | 4314 | 216 | 213 | 394 |

| 22 | 23 | Daily Total | Hourly Average | Hourly Median | Hourly Peak |
|---|---|---|---|---|---|
| 176 | 123 | 3090 | 154 | 132 | 306 |
| 47 | 26 | 3054 | 153 | 151 | 279 |
| 194 | 135 | 3410 | 171 | 146 | 338 |
| 53 | 29 | 3431 | 172 | 169 | 314 |
| 204 | 142 | 3591 | 180 | 153 | 356 |
| 56 | 31 | 3637 | 182 | 179 | 332 |
| 36 | 25 | 627 | 31 | 27 | 62 |
| 10 | 5 | 619 | 31 | 31 | 57 |
| 45 | 32 | 799 | 40 | 34 | 79 |
| 12 | 7 | 800 | 40 | 39 | 73 |
| 48 | 33 | 842 | 42 | 36 | 83 |
| 13 | 7 | 839 | 42 | 41 | 77 |
| 15 | 10 | 260 | 13 | 11 | 26 |
| 4 | 2 | 257 | 13 | 13 | 23 |
| 17 | 12 | 305 | 15 | 13 | 30 |
| 5 | 3 | 307 | 15 | 15 | 28 |
| 18 | 13 | 321 | 16 | 14 | 32 |
| 5 | 3 | 325 | 16 | 16 | 30 |
| 226 | 158 | 3976 | 199 | 170 | 394 |
| 61 | 34 | 3930 | 196 | 194 | 359 |
| 256 | 179 | 4515 | 226 | 193 | 447 |
| 70 | 39 | 4539 | 227 | 224 | 415 |
| 270 | 189 | 4754 | 238 | 203 | 471 |
| 75 | 41 | 4801 | 240 | 237 | 439 |

| 22 | 23 | Daily Total | Hourly Average | Hourly Median | Hourly Peak |
|---|---|---|---|---|---|
| 191 | 134 | 3368 | 168 | 144 | 334 |
| 52 | 28 | 3327 | 166 | 164 | 304 |
| 215 | 150 | 3781 | 189 | 161 | 375 |

| | | | | | |
|---|---|---|---|---|---|
| 59 | 32 | 3788 | 189 | 187 | 346 |
| 226 | 158 | 3985 | 199 | 170 | 395 |
| 62 | 34 | 4019 | 201 | 198 | 367 |
| 38 | 27 | 668 | 33 | 29 | 66 |
| 10 | 6 | 659 | 33 | 33 | 60 |
| 50 | 35 | 875 | 44 | 37 | 87 |
| 14 | 7 | 872 | 44 | 43 | 80 |
| 52 | 37 | 921 | 46 | 39 | 91 |
| 14 | 8 | 914 | 46 | 45 | 84 |
| 15 | 11 | 270 | 13 | 12 | 27 |
| 4 | 2 | 266 | 13 | 13 | 24 |
| 18 | 13 | 323 | 16 | 14 | 32 |
| 5 | 3 | 324 | 16 | 16 | 30 |
| 19 | 14 | 341 | 17 | 15 | 34 |
| 5 | 3 | 343 | 17 | 17 | 31 |
| 245 | 171 | 4307 | 215 | 184 | 427 |
| 66 | 36 | 4253 | 213 | 210 | 389 |
| 283 | 198 | 4979 | 249 | 213 | 493 |
| 77 | 42 | 4983 | 249 | 246 | 455 |
| 298 | 208 | 5247 | 262 | 224 | 520 |
| 82 | 45 | 5276 | 264 | 260 | 482 |

| Eastbound - Towards Union | | |
|---|---|---|
| station | First departure (hour) | Last departure (hour) |
| Pearson | 5.50 | 1.00 |
| Weston | 5.68 | 1.18 |
| Bloor | 5.78 | 1.28 |

| westbound - Towards Pearson | | |
|---|---|---|
| station | time of departure (hour) | Last departure (hour) |
| Union | 5.50 | 1.00 |
| Bloor | 5.63 | 1.13 |
| Weston | 5.73 | 1.23 |

| 2015 - Estimated Daily Ridership los<br>5:30am to 1:00am se |
|---|
| Station |
| Union |
| Bloor |
| Weston |
| Pearson |
| Total |

| 15 - Estimated Daily Ridership lost by shedule shift to 5:30am to 1:00am service | |
|---|---|
| Ridership lost | Percentage of daily |
| 16.9 | 0.404% |
| 2.6 | 0.062% |
| 0.8 | 0.020% |
| 1.9 | 0.047% |
| 22.2 | 0.532% |

## 2015 to Airport Ridership by Hour and by Station

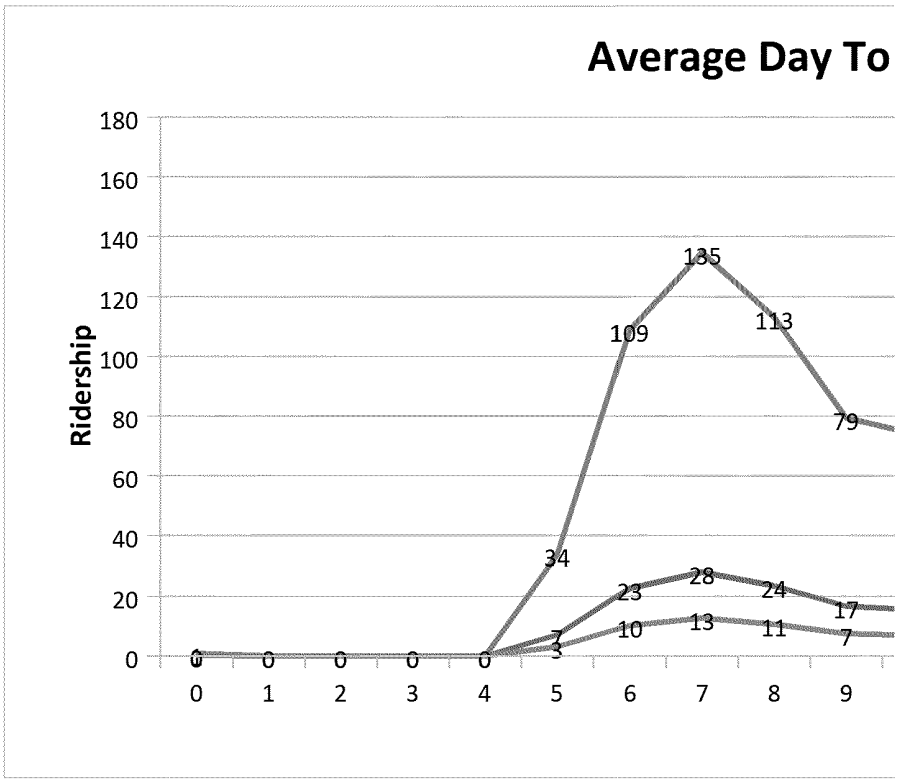


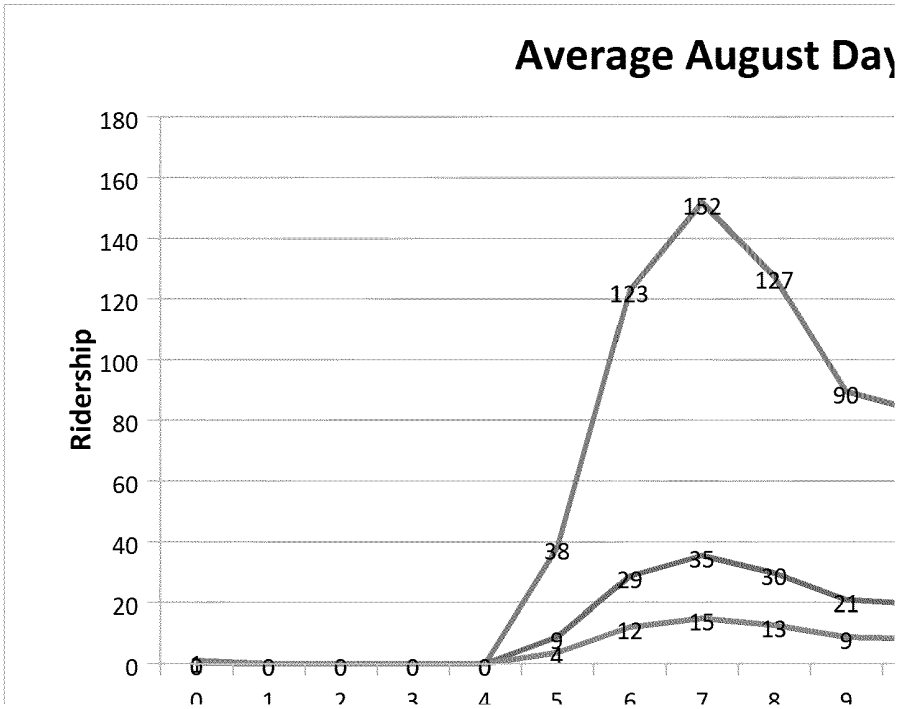

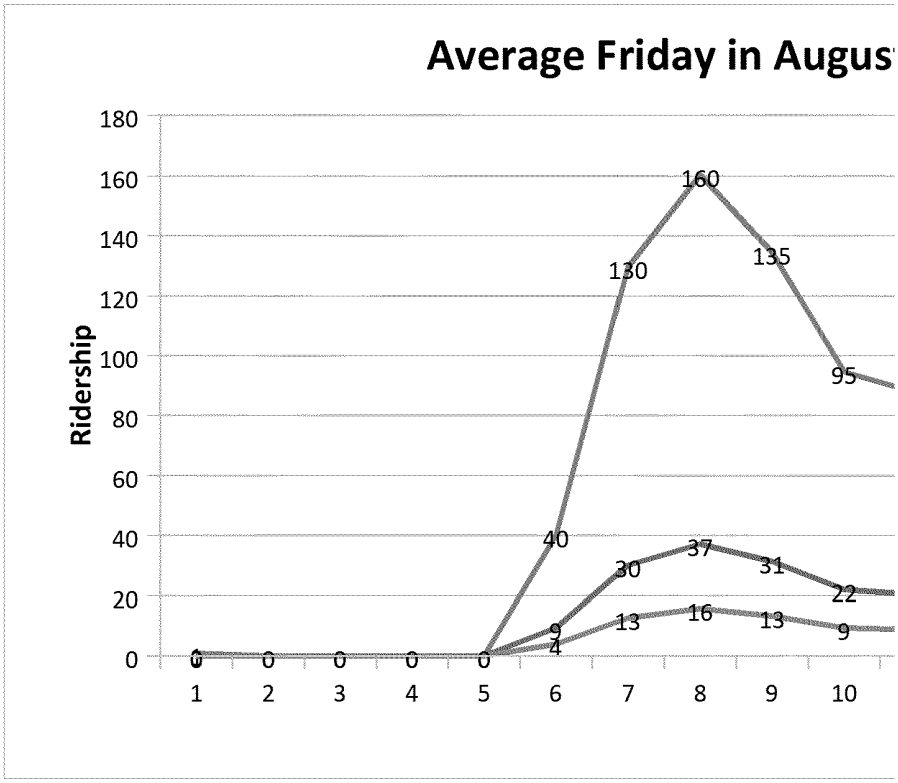


**2015 from Airport Ridership by Hour and by Station**

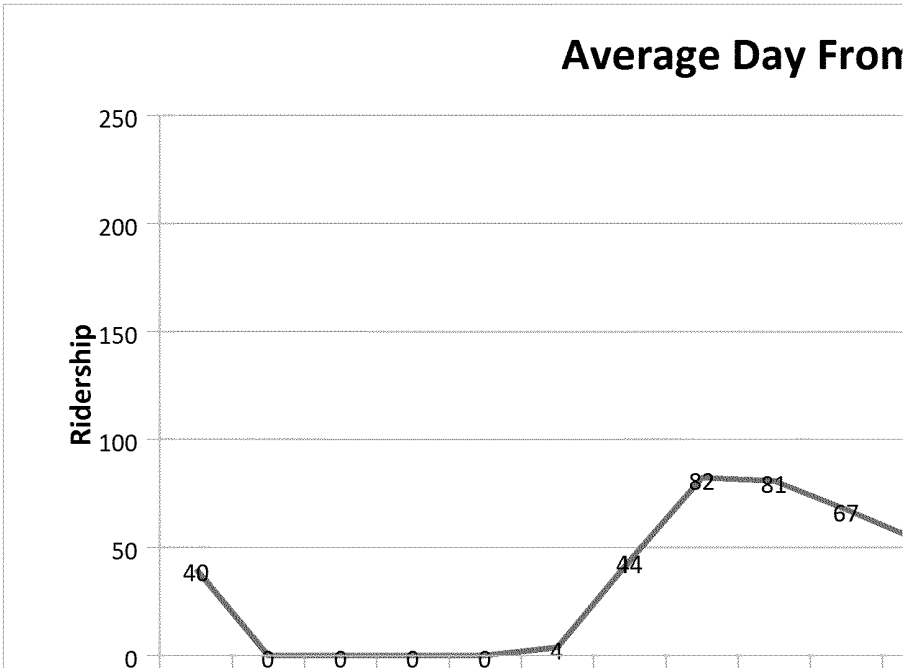

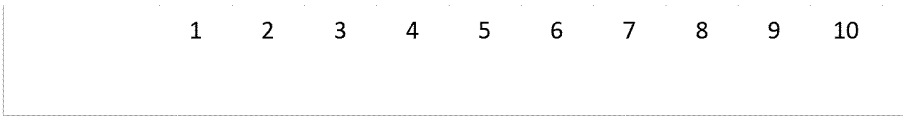
1
2
3
4
5
6
7
8
9
10

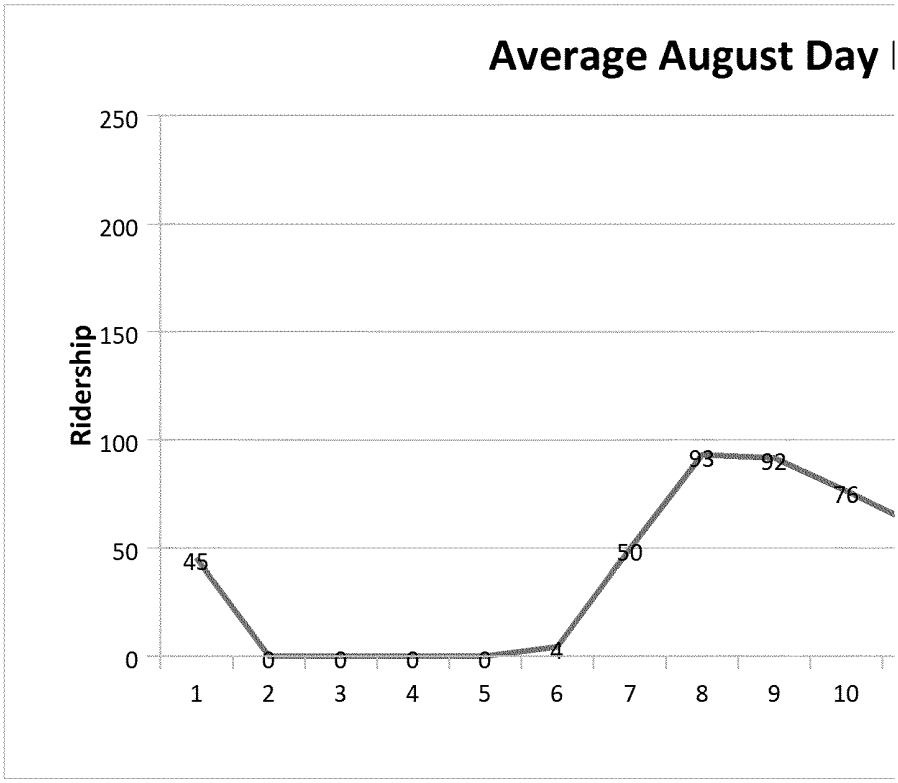
Average August Day
Ridership
250
200
150
100
50
0
45
0
0
0
0
4
50
93
92
76
1
2
3
4
5
6
7
8
9
10

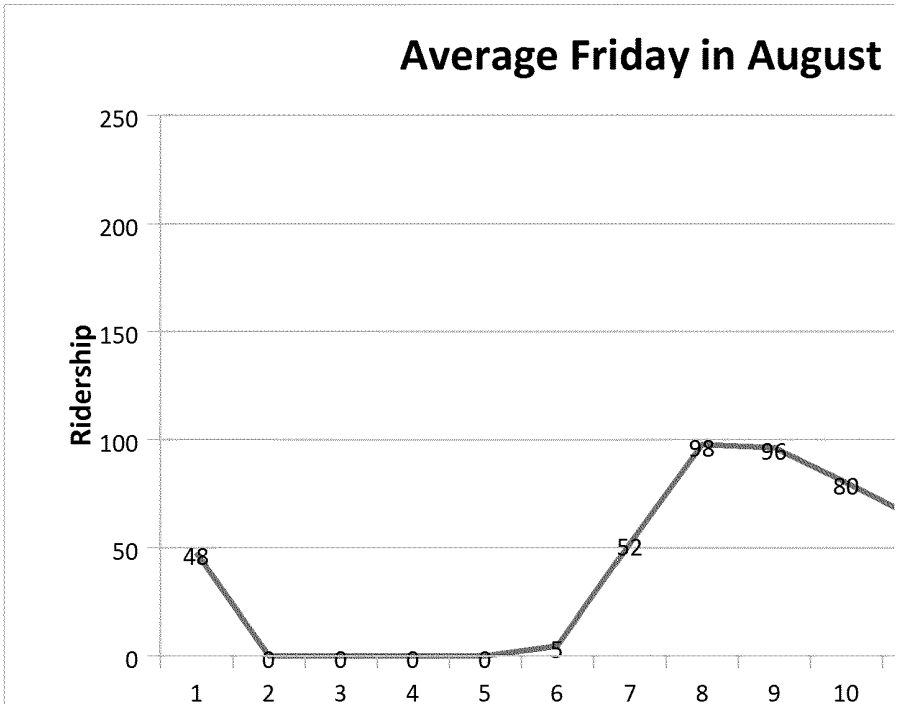
Average Friday in August
Ridership
250
200
150
100
50
0
48
0
0
0
0
5
52
98
96
80
1
2
3
4
5
6
7
8
9
10

**Union Station**

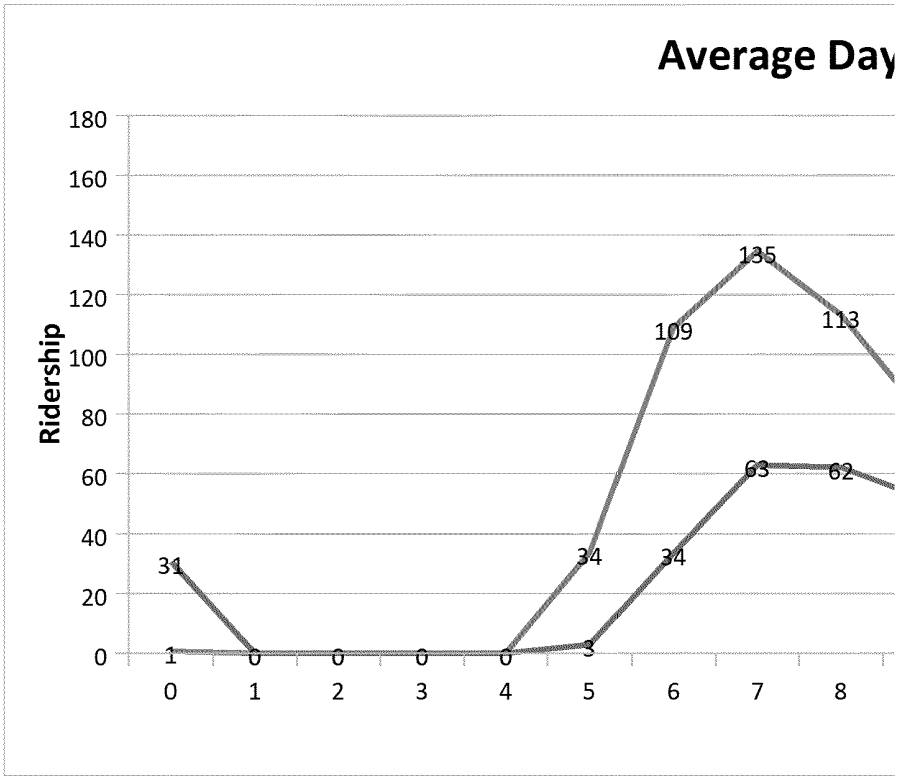


**Bloor Station**

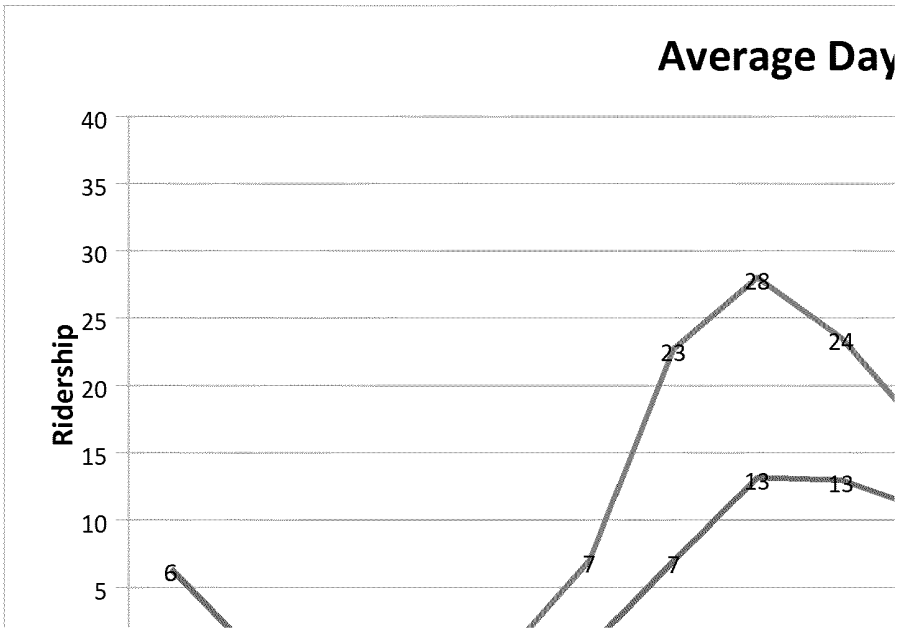

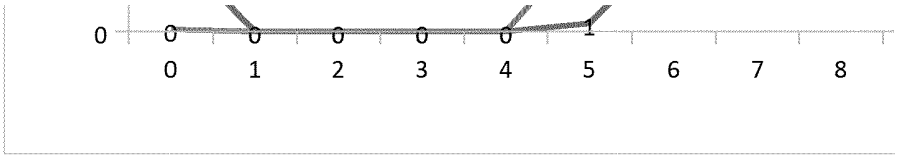


**Weston Station**

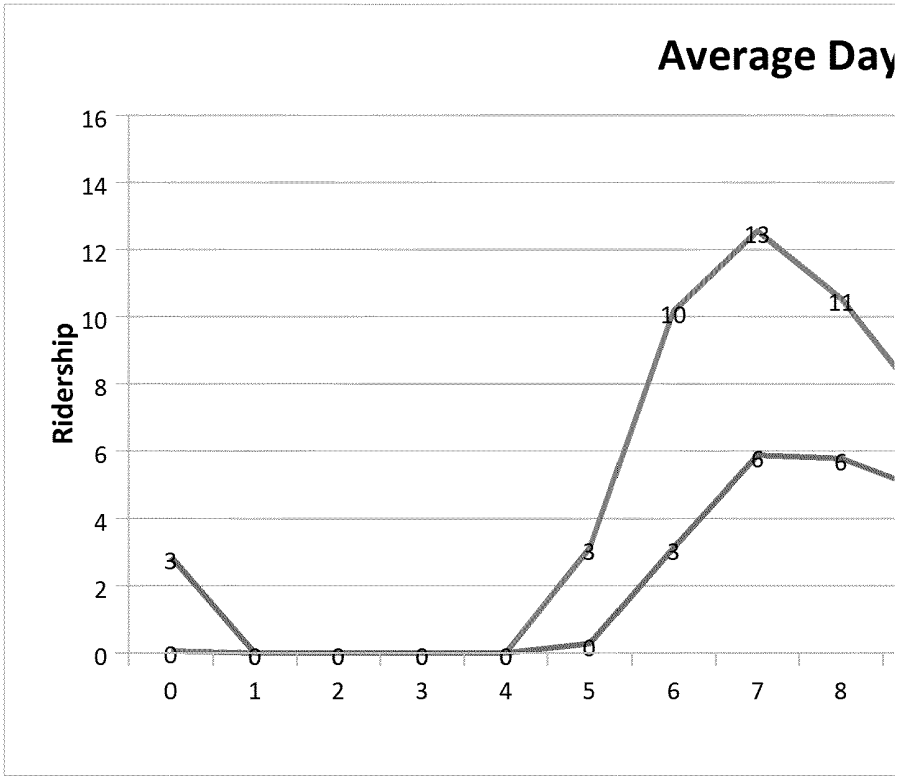


**Weston Station**

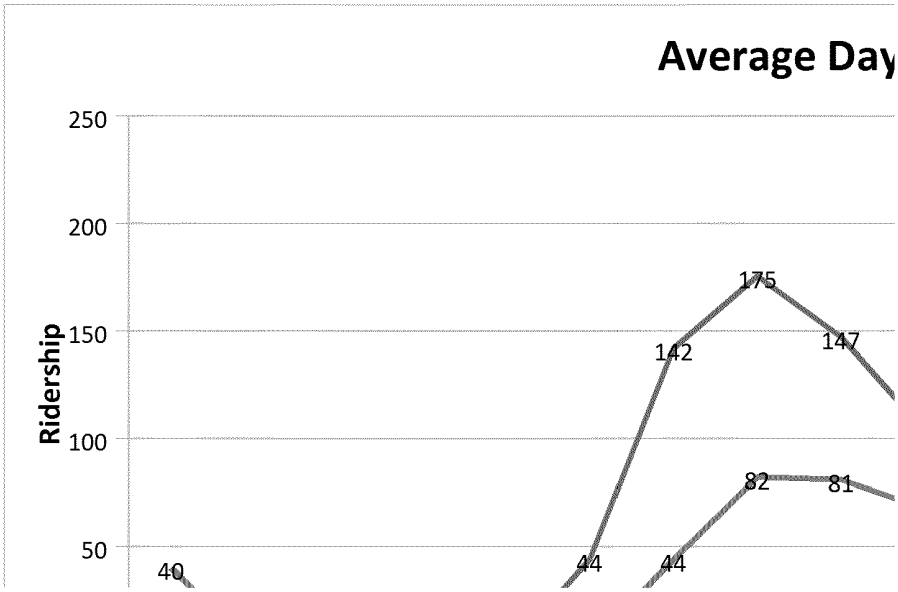

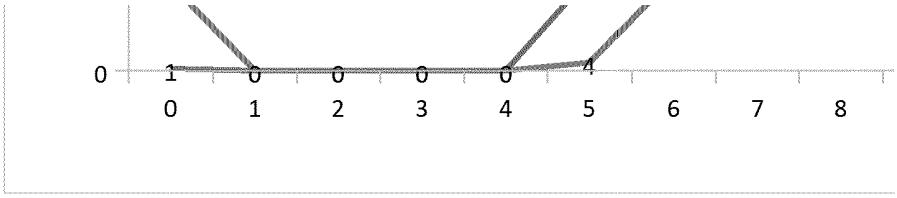
0
1
0
0
0
0
4
0
1
2
3
4
5
6
7
8

Including ramp-up

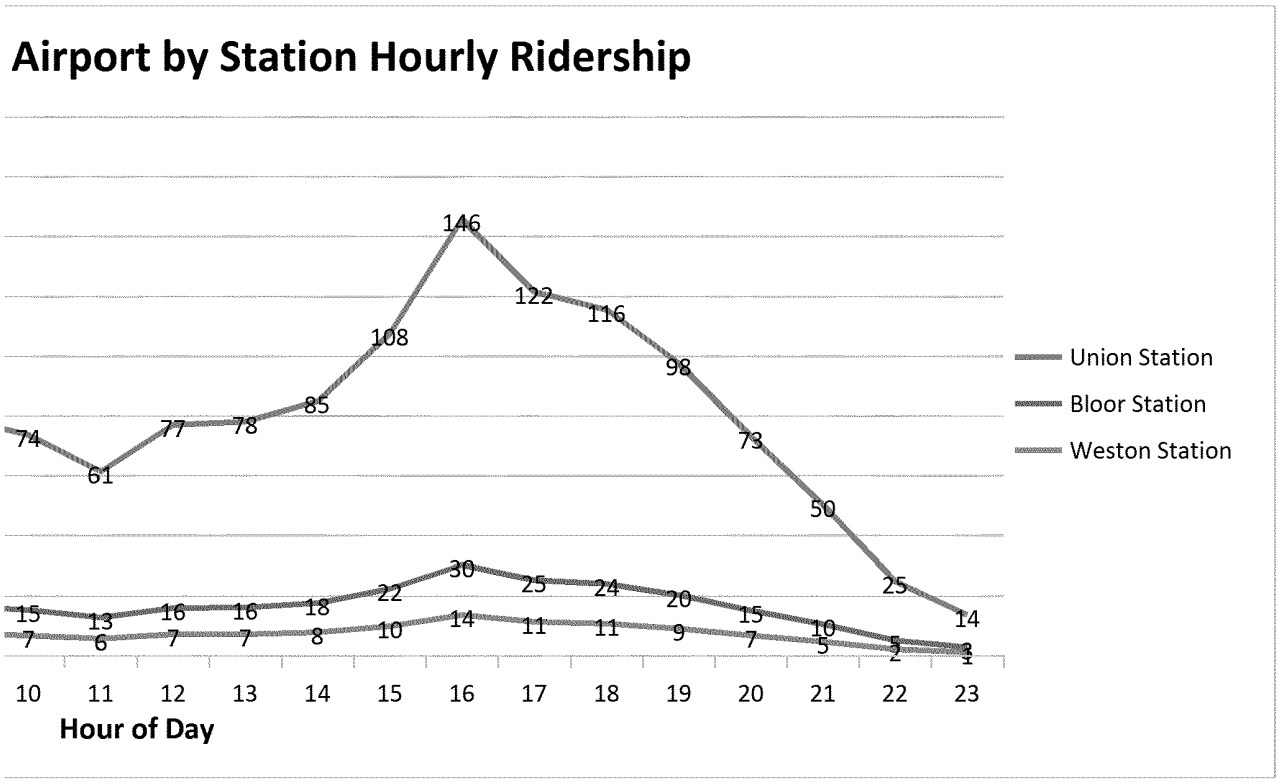


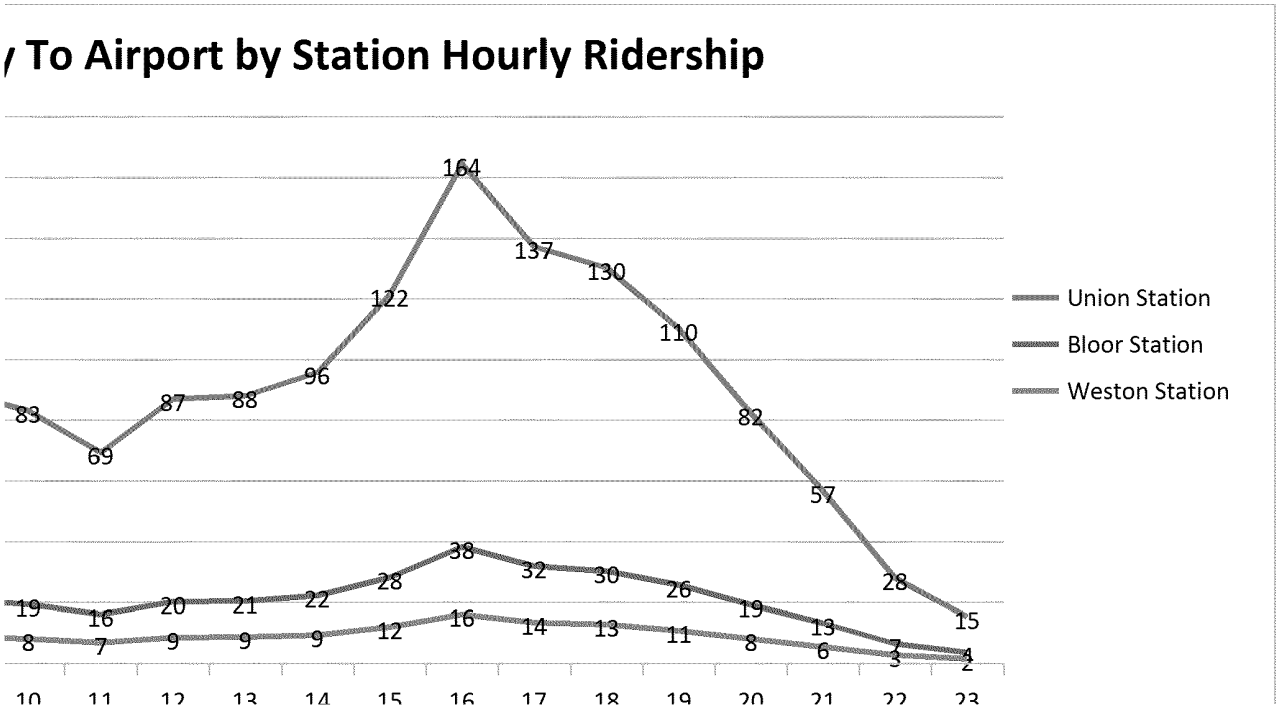




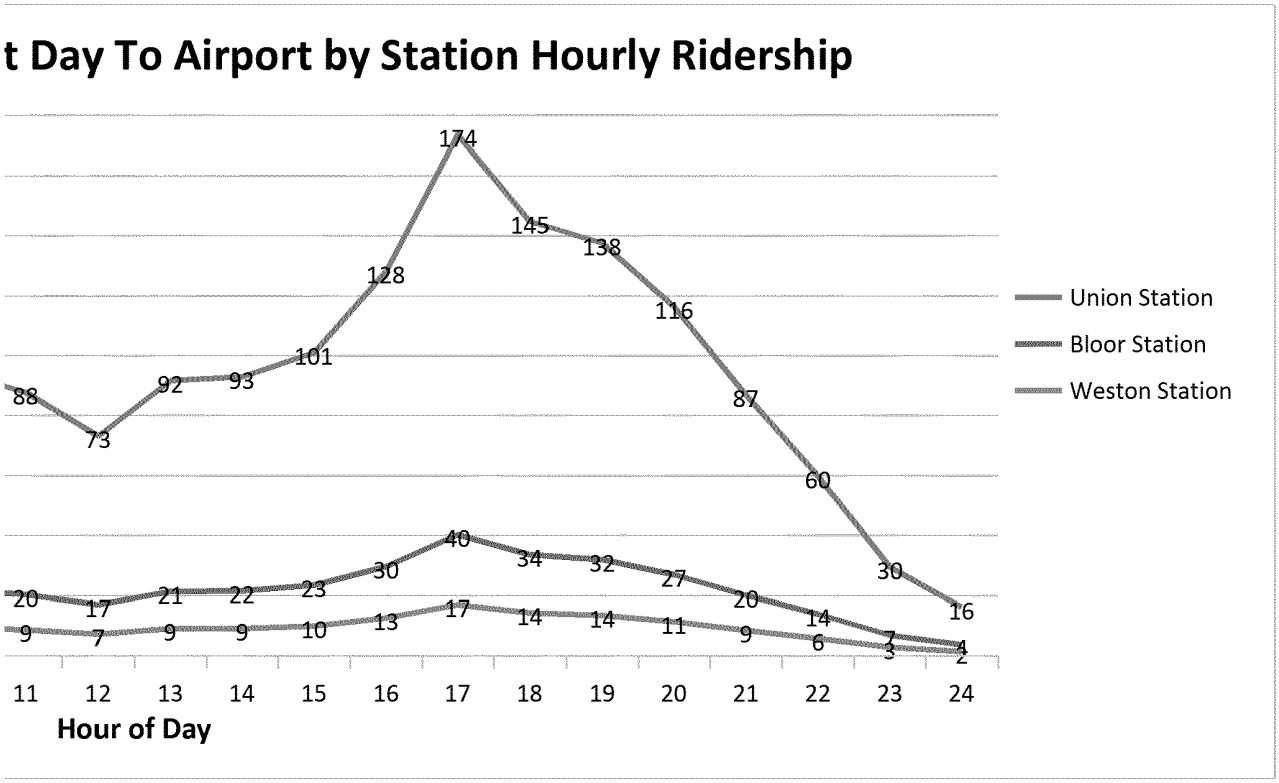


**Including ramp-up**

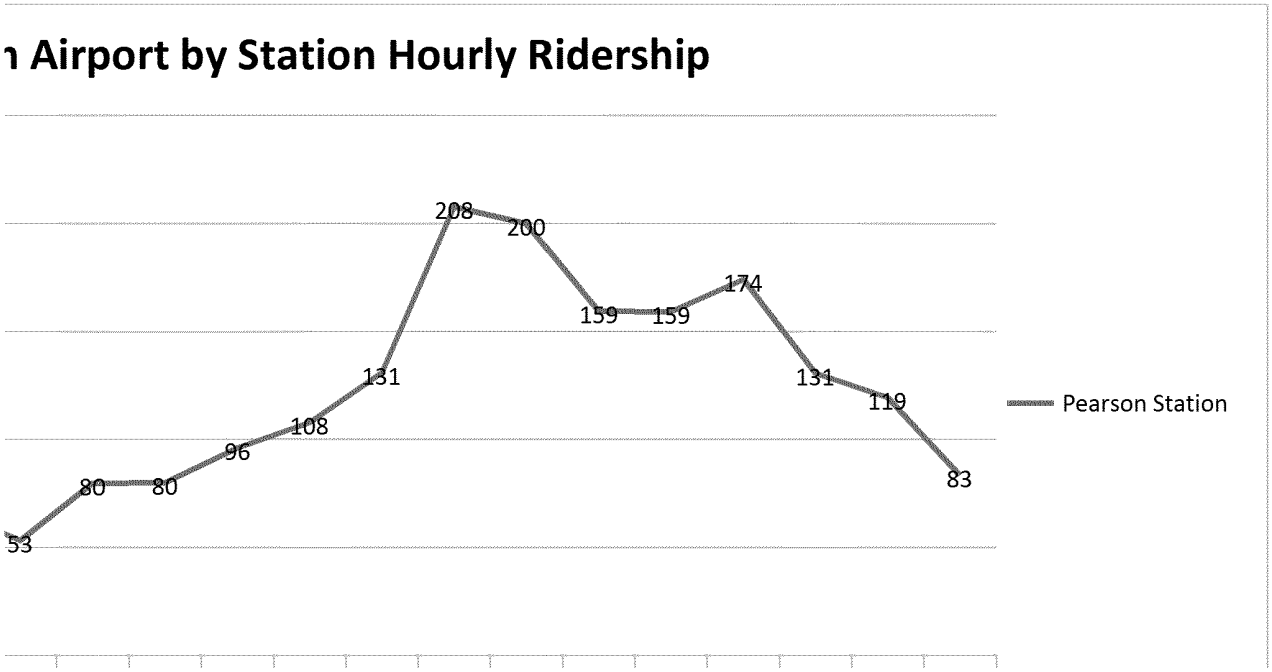

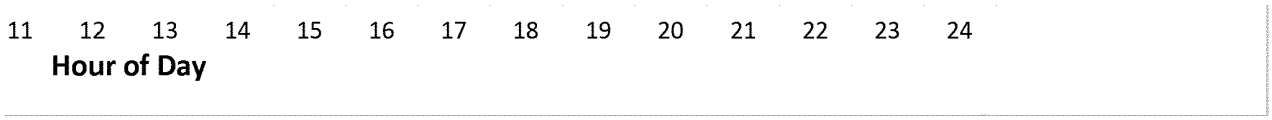
11 12 13 14 15 16 17 18 19 20 21 22 23 24
Hour of Day

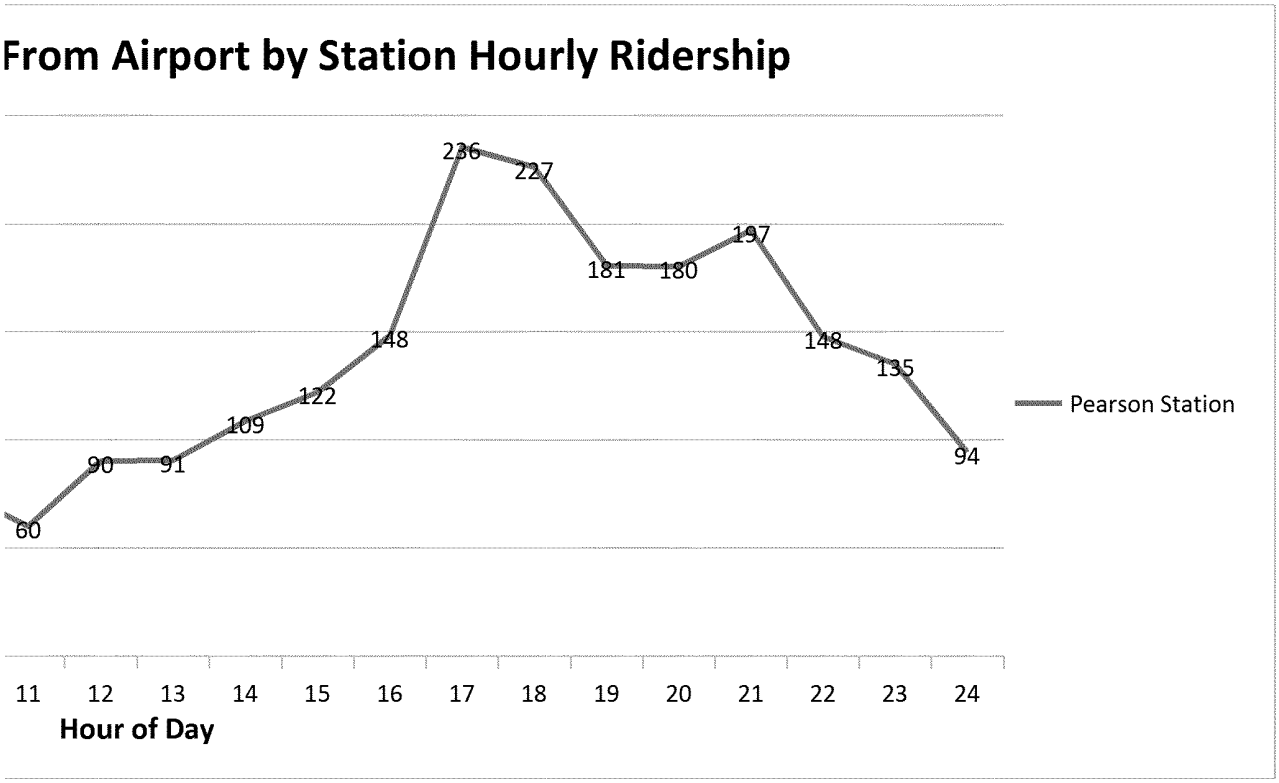
From Airport by Station Hourly Ridership
60
90
91
109
122
148
236
227
181
180
197
148
135
94
Pearson Station
11 12 13 14 15 16 17 18 19 20 21 22 23 24
Hour of Day

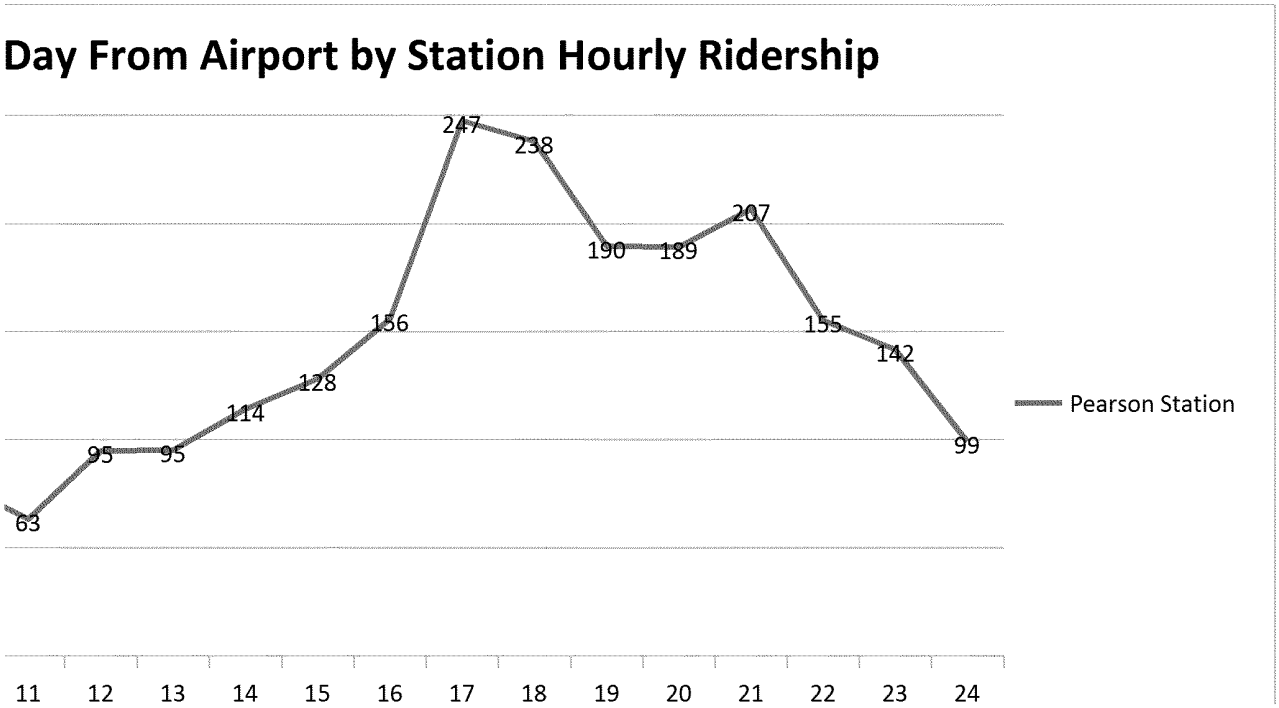
Day From Airport by Station Hourly Ridership
63
95
95
114
128
156
247
238
190
189
207
155
142
99
Pearson Station
11 12 13 14 15 16 17 18 19 20 21 22 23 24

Hour of Day

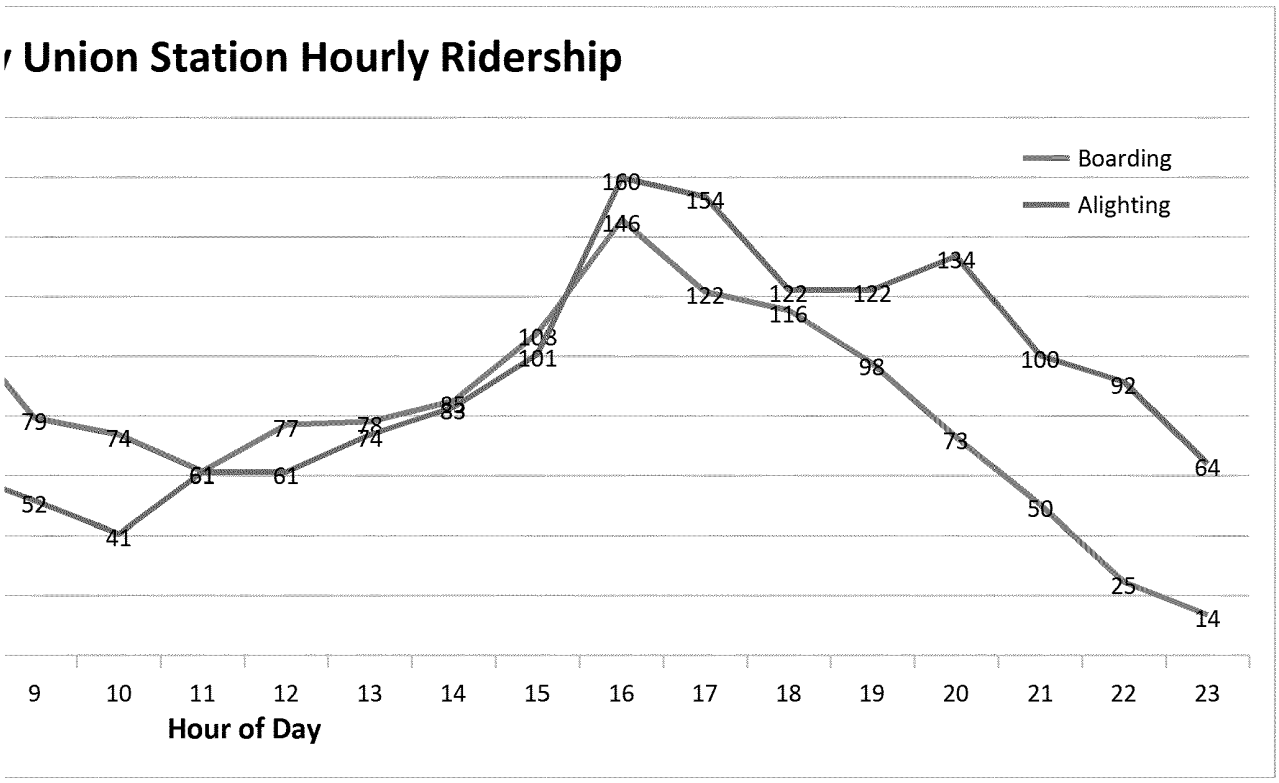
Union Station Hourly Ridership
Boarding
Alighting
79
74
61
77
78
85
108
160
154
122
122
122
134
100
92
64
52
41
61
74
83
101
146
116
98
73
50
25
14
9
10
11
12
13
14
15
16
17
18
19
20
21
22
23
Hour of Day

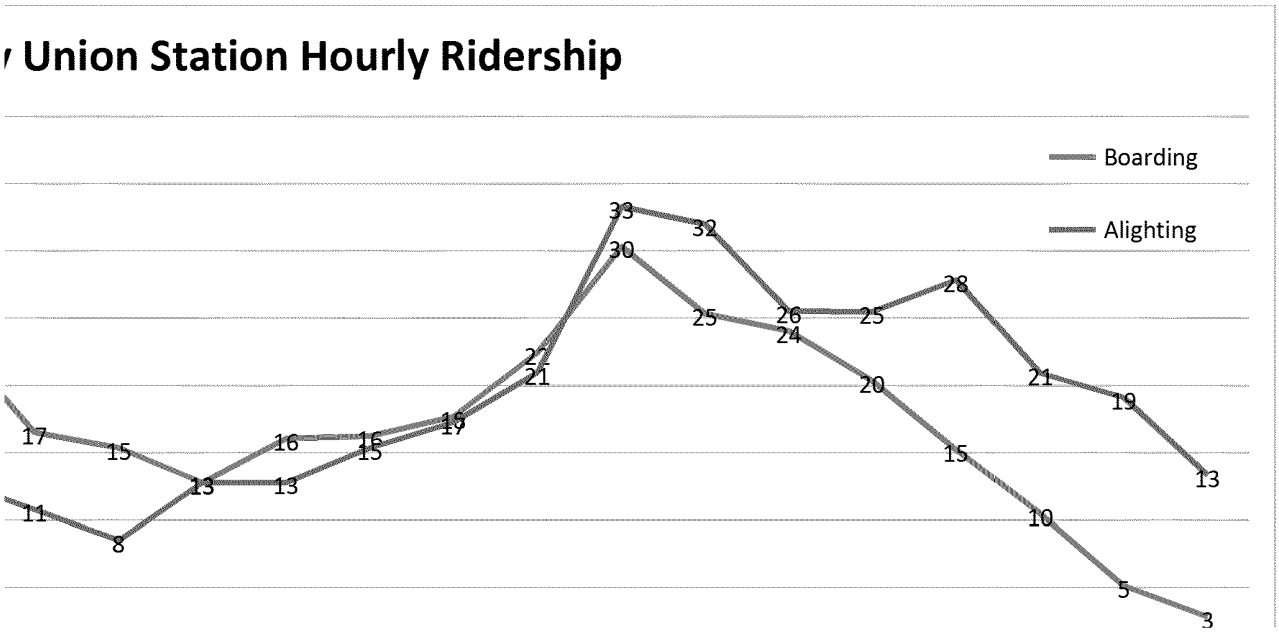
Union Station Hourly Ridership
Boarding
Alighting
17
15
13
16
16
19
27
33
32
26
25
28
21
19
13
11
8
13
15
17
21
30
25
24
20
15
10
5
3

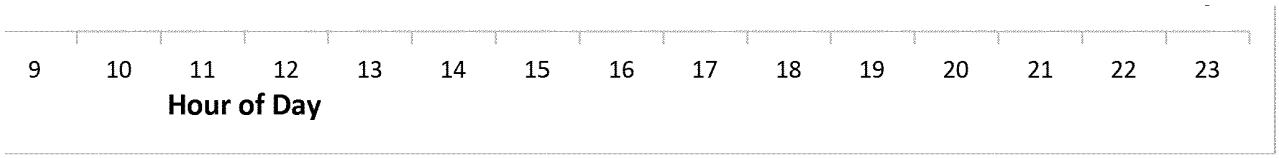
9 10 11 12 13 14 15 16 17 18 19 20 21 22 23
Hour of Day

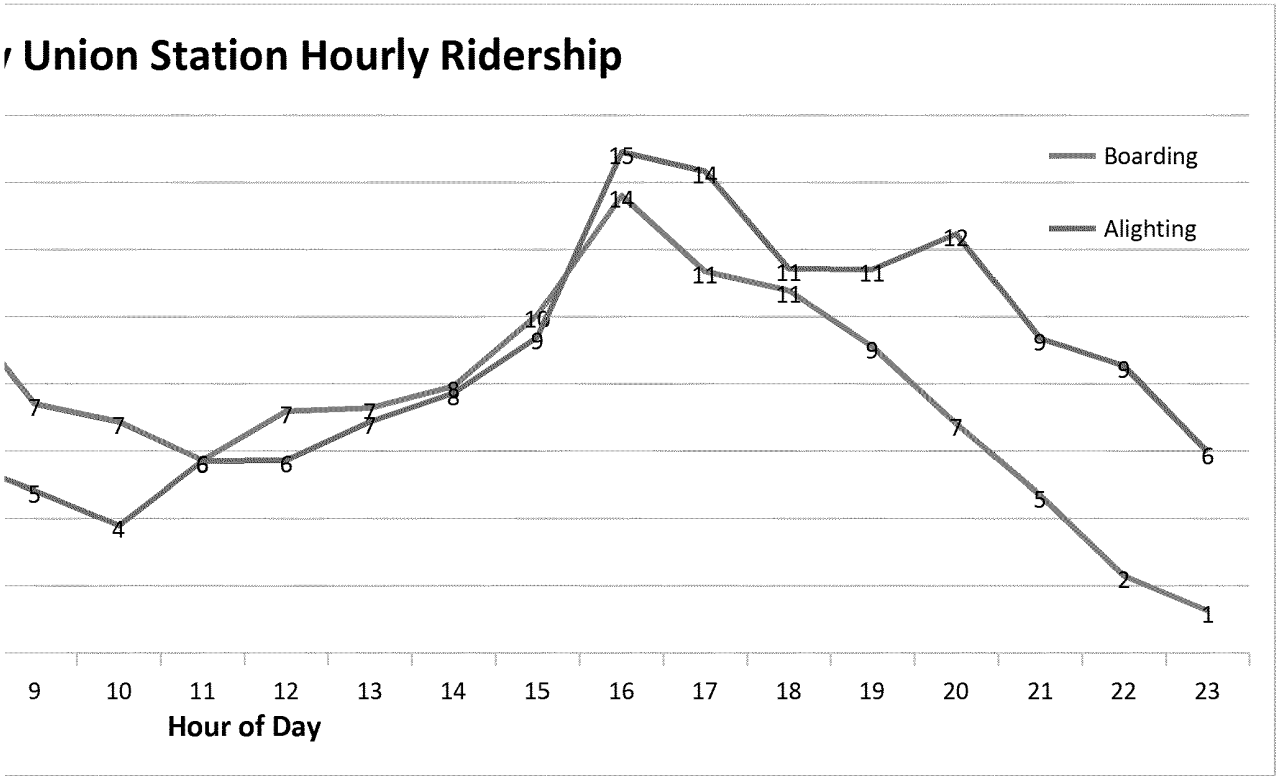
Union Station Hourly Ridership
Boarding
Alighting
9 10 11 12 13 14 15 16 17 18 19 20 21 22 23
Hour of Day

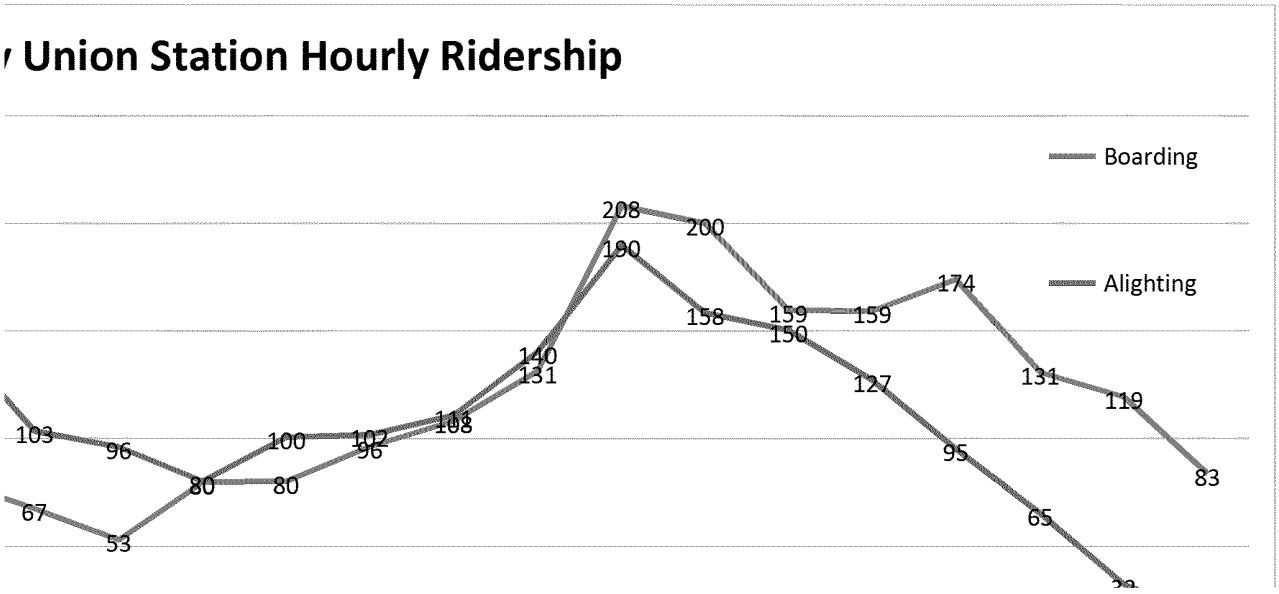
Union Station Hourly Ridership
Boarding
Alighting

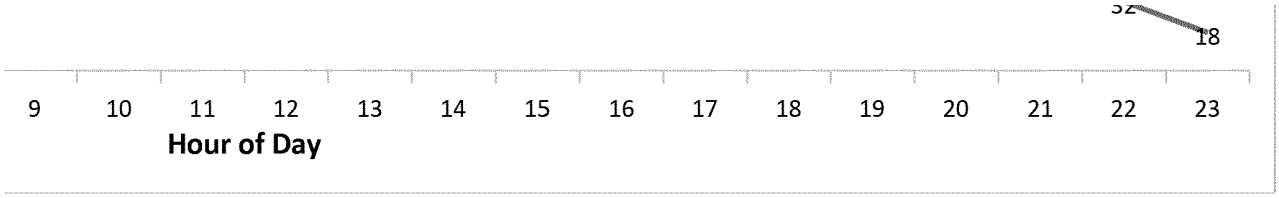
32
18
9
10
11
12
13
14
15
16
17
18
19
20
21
22
23
Hour of Day

Daily Ridership by station

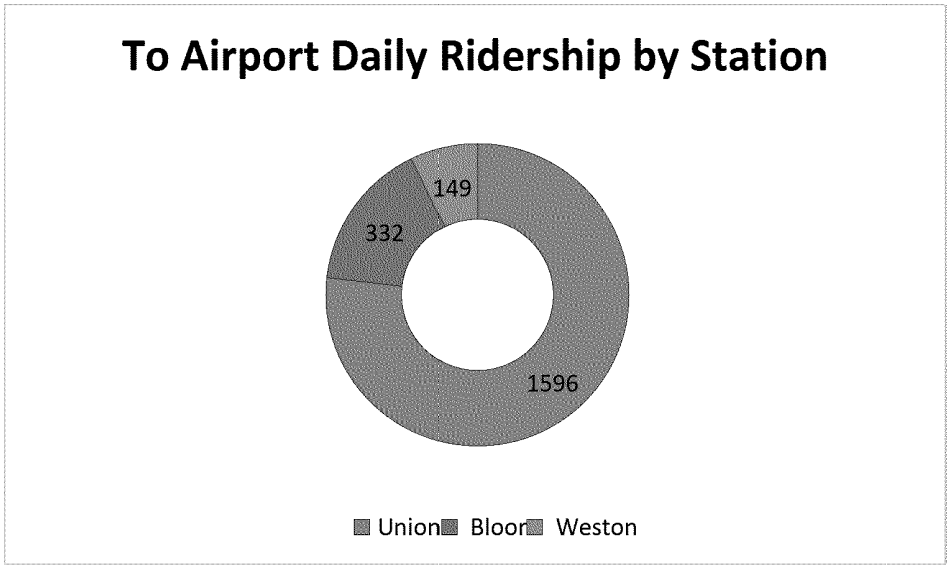

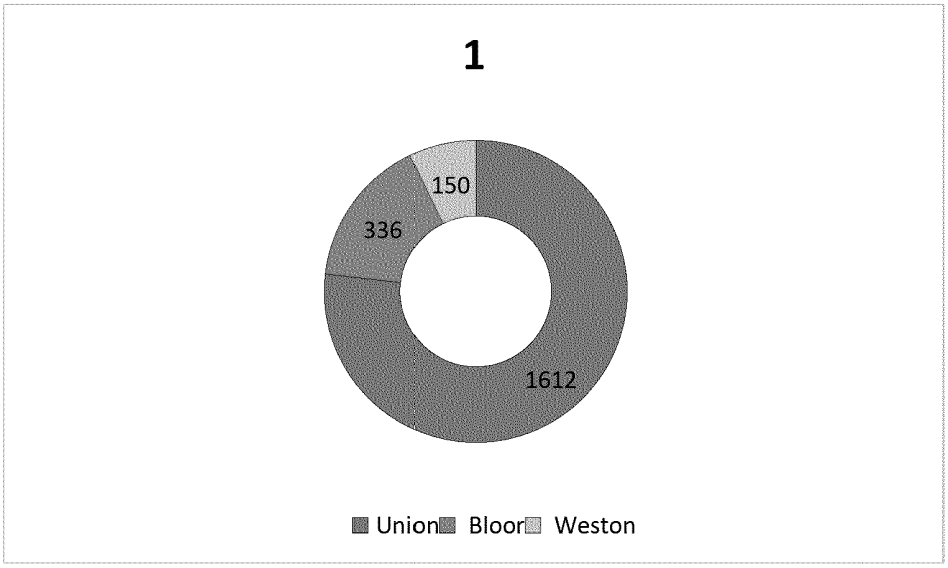
1
150
336
1612
Union
Bloor
Weston

## UPE Demand by Direction, Sector, Period and Hour 2020 no ramp up

| | Hour of Day | | | | | | |
|---|---|---|---|---|---|---|---|
| | 0 | 1 | 2 | 3 | 4 | 5 | 6 |
| **From Airport** | 69 | 0 | 0 | 0 | 0 | 7 | 75 |
| **To Airport** | 2 | 0 | 0 | 0 | 0 | 75 | 243 |
| **From Airport** | 1.908% | 0.000% | 0.000% | 0.000% | 0.000% | 0.186% | 2.083% |
| **To Airport** | 0.048% | 0.000% | 0.000% | 0.000% | 0.000% | 2.114% | 6.828% |

## Peak Hour UPE Ridership - All Years, including ramp up

| | **Year** | **2015** | **2016** | **2017** | **2018** | **2019** | **2020** | **2021** |
|---|---|---|---|---|---|---|---|---|
| | | 65% | 80% | 90% | 100% | 100% | 100% | 100% |
| **Average Day** | | | | | | | | |
| **Boarding** | Union | 146 | 184 | 211 | 240 | 246 | 252 | 258 |
| **(To Airport)** | Bloor | 30 | 38 | 43 | 49 | 50 | 51 | 52 |
| | Weston | 14 | 17 | 19 | 22 | 22 | 22 | 22 |
| *Peak hour* | Woodbine | 0 | 0 | 0 | 0 | 0 | 0 | 0 |
| *16:00* | **Total** | 190 | 238 | 274 | 311 | 317 | 325 | 332 |
| **Alighting** | Union | 159 | 201 | 231 | 263 | 269 | 276 | 282 |
| **(From** | Bloor | 33 | 42 | 47 | 54 | 54 | 56 | 57 |
| **Airport)** | Weston | 15 | 19 | 21 | 24 | 24 | 24 | 25 |
| *Peak hour* | Woodbine | 0 | 0 | 0 | 0 | 0 | 0 | 0 |
| *16:00* | **Total** | 207 | 261 | 300 | 340 | 347 | 356 | 364 |
| **Average August Weekday** | | | | | | | | |
| **Boarding** | Union | 118 | 183 | 236 | 298 | 304 | 311 | 320 |
| **(To Airport)** | Bloor | 28 | 42 | 55 | 69 | 70 | 71 | 73 |
| | Weston | 12 | 18 | 23 | 29 | 29 | 29 | 30 |
| *Peak hour* | Woodbine | 0 | 0 | 0 | 0 | 0 | 0 | 0 |
| *16:00* | **Total** | 157 | 243 | 314 | 395 | 403 | 412 | 423 |
| **Alighting** | Union | 126 | 195 | 252 | 318 | 325 | 332 | 341 |
| **(From** | Bloor | 29 | 45 | 58 | 73 | 75 | 76 | 79 |
| **Airport)** | Weston | 12 | 19 | 24 | 30 | 31 | 31 | 32 |
| *Peak hour* | Woodbine | 0 | 0 | 0 | 0 | 0 | 0 | 0 |
| *16:00* | **Total** | 168 | 259 | 335 | 422 | 430 | 439 | 452 |

## Highest Day (Friday in August)

| | | | | | | | | |
|---|---|---|---|---|---|---|---|---|
| **Boarding** | Union | 123 | 190 | 245 | 310 | 316 | 324 | 333 |
| **(To Airport)** | Bloor | 28 | 44 | 57 | 71 | 72 | 74 | 76 |
| | Weston | 12 | 19 | 24 | 30 | 30 | 30 | 31 |
| *Peak hour* | Woodbine | 0 | 0 | 0 | 0 | 0 | 0 | 0 |
| *16:00* | **Total** | 163 | 252 | 326 | 410 | 419 | 428 | 440 |

| | | | | | | | | |
|---|---|---|---|---|---|---|---|---|
| **Alighting** | Union | 123 | 189 | 245 | 309 | 316 | 323 | 332 |
| **(From** | Bloor | 29 | 44 | 57 | 71 | 73 | 74 | 76 |
| **Airport)** | Weston | 12 | 18 | 24 | 30 | 30 | 30 | 31 |
| *Peak hour* | Woodbine | 0 | 0 | 0 | 0 | 0 | 0 | 0 |
| *16:00* | **Total** | 163 | 252 | 325 | 410 | 418 | 427 | 439 |

## UPE Demand by Direction and Station 2015 (inc ramp up)

| | | | Daily Demand by Station | | | |
|---|---|---|---|---|---|---|
| **Arr/Dep** | **Sector** | **Time** | **Union** | **Bloor** | **Weston** | **Total** |
| **Average Day** | | | | | | |
| Arrivals | Total | | 1,612 | 336 | 150 | 2,099 |
| Departures | Total | | 1,596 | 332 | 149 | 2,077 |
| ALL | Total | | 3,209 | 668 | 299 | 4,176 |
| **Average August Day** | | | | | | |
| Arrivals | Total | | 1,785 | 417 | 176 | 2,378 |
| Departures | Total | | 1,800 | 419 | 177 | 2,397 |
| ALL | Total | | 3,586 | 836 | 353 | 4,775 |
| **Highest Day** | | | | | | |
| Arrivals | Total | | 1,876 | 438 | 185 | 2,498 |
| Departures | Total | | 1,900 | 441 | 187 | 2,529 |
| ALL | Total | | 3,776 | 879 | 372 | 5,027 |

## UPE Demand by Direction and Station 2020

| | | | Daily Demand by Station | | | |
|---|---|---|---|---|---|---|
| **Arr/Dep** | **Sector** | **Time** | **Union** | **Bloor** | **Weston** | **Total** |
| **Average Day** | | | | | | |

| | | | | | | |
|---|---|---|---|---|---|---|
| Arrivals | Total | | 2,786 | 560 | 245 | 3,591 |
| Departures | Total | | 2,759 | 554 | 242 | 3,556 |
| ALL | Total | | 5,545 | 1,115 | 487 | 7,147 |

## Average August Day

| | | | | | | |
|---|---|---|---|---|---|---|
| Arrivals | Total | | 3,054 | 699 | 287 | 4,039 |
| Departures | Total | | 3,085 | 705 | 290 | 4,080 |
| ALL | Total | | 6,139 | 1,404 | 576 | 8,119 |

## Highest Day

| | | | | | | |
|---|---|---|---|---|---|---|
| Arrivals | Total | | 3,214 | 736 | 302 | 4,252 |
| Departures | Total | | 3,264 | 744 | 306 | 4,314 |
| ALL | Total | | 6,478 | 1,480 | 608 | 8,565 |

# UPE Demand by Direction and Station 2025

| | | | Daily Demand by Station | | | |
|---|---|---|---|---|---|---|
| **Arr/Dep** | **Sector** | **Time** | **Union** | **Bloor** | **Weston** | **Total** |

## Average Day

| | | | | | | |
|---|---|---|---|---|---|---|
| Arrivals | Total | | 3,090 | 627 | 260 | 3,976 |
| Departures | Total | | 3,054 | 619 | 257 | 3,930 |
| ALL | Total | | 6,144 | 1,246 | 517 | 7,906 |

## Average August Day

| | | | | | | |
|---|---|---|---|---|---|---|
| Arrivals | Total | | 3,410 | 799 | 305 | 4,515 |
| Departures | Total | | 3,431 | 800 | 307 | 4,539 |
| ALL | Total | | 6,842 | 1,600 | 612 | 9,054 |

## Highest Day

| | | | | | | |
|---|---|---|---|---|---|---|
| Arrivals | Total | | 3,591 | 842 | 321 | 4,754 |
| Departures | Total | | 3,637 | 839 | 325 | 4,801 |
| ALL | Total | | 7,228 | 1,681 | 646 | 9,556 |

# UPE Demand by Direction and Station 2031

| | | | Daily Demand by Station | | | |
|---|---|---|---|---|---|---|
| **Arr/Dep** | **Sector** | **Time** | **Union** | **Bloor** | **Weston** | **Total** |

## Average Day

| | | | | | | |
|---|---|---|---|---|---|---|
| Arrivals | Total | | 3,368 | 668 | 270 | 4,307 |
| Departures | Total | | 3,327 | 659 | 266 | 4,253 |
| ALL | Total | | 6,696 | 1,327 | 536 | 8,560 |

## Average August Day

| | | | | | | |
|---|---|---|---|---|---|---|
| Arrivals | Total | | 3,781 | 875 | 323 | 4,979 |
| Departures | Total | | 3,788 | 872 | 324 | 4,983 |
| ALL | Total | | 7,569 | 1,746 | 647 | 9,962 |

## Highest Day

| | | | | | | |
|---|---|---|---|---|---|---|
| Arrivals | Total | | 3,985 | 921 | 341 | 5,247 |
| Departures | Total | | 4,019 | 914 | 343 | 5,276 |
| ALL | Total | | 8,004 | 1,836 | 683 | 10,523 |

# UPE Ridership by Zone (incorporating part year 2015)

## Total UPE Demand by calendar year (including ramp up)

| Year | | 2015 | 2016 | 2017 | 2018 | 2019 | 2020 | 2021 |
|---|---|---|---|---|---|---|---|---|
| Ramp Up | | 65% | 80% | 90% | 100% | 100% | 100% | 100% |
| Union | thousands | 834.5 | 1,413.5 | 1,624.7 | 1,844.5 | 1,886.6 | 1,933.5 | 1,972.8 |
| Bloor | thousands | 159.2 | 266.9 | 303.5 | 340.9 | 344.9 | 349.6 | 355.5 |
| Weston | thousands | 79.1 | 132.3 | 150.1 | 168.3 | 169.9 | 171.9 | 174.4 |
| Total | thousands | 1,072.8 | 1,812.7 | 2,078.4 | 2,353.6 | 2,401.3 | 2,455.0 | 2,502.6 |

**SDG 2012:**

Average Day

| 2015, inc. ramp-up | | Hour of Day | | | | | | |
|---|---|---|---|---|---|---|---|---|
| Arr/Dep | | 0 | 1 | 2 | 3 | 4 | 5 | 6 |
| To Airport | | 36.14 | 0.00 | 0.00 | 0.00 | 0.00 | 3.28 | 44.22 |
| From Airport | Exclusion per Committee Direction | 0.71 | 0.00 | 0.00 | 0.00 | 0.00 | 45.07 | 132.26 |
| To Airport | | 1.82% | 0.00% | 0.00% | 0.00% | 0.00% | 0.16% | 2.22% |
| From Airport | | 0.04% | 0.00% | 0.00% | 0.00% | 0.00% | 2.32% | 6.81% |

Average August Day

| 2015, inc. ramp-up | | Hour of Day | | | | | | |
|---|---|---|---|---|---|---|---|---|
| Arr/Dep | | 0 | 1 | 2 | 3 | 4 | 5 | 6 |
| To Airport | | 37.41107 | 0 | 0 | 0 | 0 | 4.02732 | 54.73323 |
| From Airport | Exclusion per Committee Direction | 1.63332 | 0 | 0 | 0 | 0 | 59.65391 | 105.36332 |
| To Airport | | 1.66% | 0.00% | 0.00% | 0.00% | 0.00% | 0.18% | 2.43% |

| | | | | | | | | |
|---|---|---|---|---|---|---|---|---|
| From Airport | | 0.07% | 0.00% | 0.00% | 0.00% | 0.00% | 2.64% | 4.67% |

quired

| 7 | 8 | 9 | 10 | 11 | 12 | 13 | 14 | 15 | 16 |
|---|---|---|---|---|---|---|---|---|---|
| 140 | 138 | 115 | 91 | 136 | 137 | 164 | 185 | 224 | 356 |
| 300 | 252 | 177 | 164 | 137 | 172 | 174 | 189 | 240 | 325 |
| 3.910% | 3.850% | 3.213% | 2.529% | 3.797% | 3.807% | 4.574% | 5.139% | 6.241% | 9.907% |
| 8.438% | 7.081% | 4.976% | 4.617% | 3.852% | 4.832% | 4.893% | 5.322% | 6.750% | 9.136% |

| 2022 | 2023 | 2024 | 2025 | 2026 | 2027 | 2028 | 2029 | 2030 | 2031 |
|---|---|---|---|---|---|---|---|---|---|
| 100% | 100% | 100% | 100% | 100% | 100% | 100% | 100% | 100% | 100% |
| 264 | 271 | 278 | 284 | 289 | 294 | 299 | 304 | 309 | 312 |
| 53 | 55 | 56 | 58 | 58 | 59 | 60 | 61 | 61 | 62 |
| 23 | 23 | 24 | 24 | 24 | 24 | 25 | 25 | 25 | 25 |
| 0 | 0 | 0 | 0 | 0 | 0 | 0 | 0 | 0 | 0 |
| 340 | 349 | 357 | 366 | 371 | 377 | 383 | 389 | 395 | 399 |
| 289 | 297 | 304 | 311 | 317 | 322 | 327 | 333 | 338 | 342 |
| 58 | 60 | 62 | 63 | 64 | 65 | 66 | 67 | 67 | 68 |
| 25 | 25 | 26 | 26 | 26 | 27 | 27 | 27 | 27 | 27 |
| 0 | 0 | 0 | 0 | 0 | 0 | 0 | 0 | 0 | 0 |
| 373 | 382 | 391 | 401 | 407 | 413 | 420 | 426 | 433 | 438 |
| 328 | 337 | 346 | 355 | 363 | 369 | 376 | 382 | 389 | 395 |
| 76 | 78 | 80 | 83 | 84 | 86 | 87 | 88 | 90 | 91 |
| 30 | 31 | 31 | 32 | 32 | 33 | 33 | 33 | 33 | 34 |
| 0 | 0 | 0 | 0 | 0 | 0 | 0 | 0 | 0 | 0 |
| 434 | 445 | 457 | 469 | 479 | 487 | 495 | 504 | 512 | 520 |
| 350 | 360 | 369 | 379 | 388 | 395 | 402 | 410 | 417 | 425 |
| 81 | 83 | 86 | 89 | 91 | 92 | 94 | 95 | 97 | 98 |
| 32 | 33 | 33 | 34 | 34 | 35 | 35 | 36 | 36 | 36 |
| 0 | 0 | 0 | 0 | 0 | 0 | 0 | 0 | 0 | 0 |
| 463 | 476 | 489 | 502 | 513 | 522 | 531 | 540 | 550 | 559 |

| | | | | | | | | | |
|---|---|---|---|---|---|---|---|---|---|
| 341 | 350 | 360 | 369 | 378 | 385 | 391 | 398 | 405 | 412 |
| 78 | 80 | 83 | 85 | 87 | 88 | 90 | 91 | 92 | 94 |
| 31 | 32 | 32 | 33 | 34 | 34 | 34 | 34 | 35 | 35 |
| 0 | 0 | 0 | 0 | 0 | 0 | 0 | 0 | 0 | 0 |
| 451 | 463 | 475 | 487 | 498 | 507 | 515 | 524 | 532 | 541 |

| | | | | | | | | | |
|---|---|---|---|---|---|---|---|---|---|
| 340 | 350 | 359 | 369 | 377 | 384 | 391 | 398 | 406 | 413 |
| 79 | 81 | 84 | 86 | 88 | 90 | 91 | 93 | 94 | 95 |
| 31 | 32 | 32 | 33 | 34 | 34 | 34 | 35 | 35 | 35 |
| 0 | 0 | 0 | 0 | 0 | 0 | 0 | 0 | 0 | 0 |
| 450 | 463 | 475 | 488 | 499 | 508 | 516 | 525 | 534 | 544 |

| 2022 | 2023 | 2024 | 2025 | 2026 | 2027 | 2028 | 2029 | 2030 | 2031 |
|---|---|---|---|---|---|---|---|---|---|
| 100% | 100% | 100% | 100% | 100% | 100% | 100% | 100% | 100% | 100% |
| 2,015.2 | 2,058.6 | 2,102.9 | 2,148.2 | 2,181.7 | 2,215.7 | 2,250.2 | 2,285.3 | 2,320.9 | 2,346.3 |
| 361.9 | 368.4 | 375.0 | 381.7 | 385.5 | 389.3 | 393.2 | 397.1 | 401.1 | 403.2 |
| 177.1 | 179.8 | 182.6 | 185.4 | 187.0 | 188.7 | 190.3 | 192.0 | 193.7 | 194.5 |
| 2,554.2 | 2,606.8 | 2,660.4 | 2,715.2 | 2,754.1 | 2,793.6 | 2,833.7 | 2,874.4 | 2,915.7 | 2,943.9 |

| 7 | 8 | 9 | 10 | 11 | 12 | 13 | 14 | 15 | 16 |
|---|---|---|---|---|---|---|---|---|---|
| 77.83 | 71.14 | 63.22 | 51.32 | 62.62 | 72.07 | 86.08 | 102.91 | 125.33 | 202.37 |
| 172.57 | 148.48 | 94.99 | 78.63 | 80.83 | 83.52 | 101.00 | 104.39 | 155.61 | 184.60 |
| 3.91% | 3.57% | 3.18% | 2.58% | 3.15% | 3.62% | 4.32% | 5.17% | 6.30% | 10.17% |
| 8.89% | 7.65% | 4.89% | 4.05% | 4.16% | 4.30% | 5.20% | 5.38% | 8.02% | 9.51% |

| 7 | 8 | 9 | 10 | 11 | 12 | 13 | 14 | 15 | 16 |
|---|---|---|---|---|---|---|---|---|---|
| 89.53598 | 72.89288 | 69.00857 | 48.93064 | 69.71634 | 84.50517 | 92.49138 | 115.22509 | 146.93142 | 256.83798 |
| 189.83743 | 188.53565 | 111.41036 | 83.84082 | 101.68868 | 72.71593 | 118.16208 | 103.25021 | 147.39108 | 284.15663 |
| 3.97% | 3.23% | 3.06% | 2.17% | 3.09% | 3.75% | 4.10% | 5.11% | 6.51% | 11.38% |

| | | | | | | | | | |
|---|---|---|---|---|---|---|---|---|---|
| 8.41% | 8.36% | 4.94% | 3.72% | 4.51% | 3.22% | 5.24% | 4.58% | 6.53% | 12.60% |

| 17 | 18 | 19 | 20 | 21 | 22 | 23 | Total |
|---|---|---|---|---|---|---|---|
| 342 | 273 | 272 | 298 | 223 | 204 | 142 | 3,591 |
| 271 | 257 | 218 | 163 | 112 | 55 | 30 | 3,556 |
| 9.528% | 7.592% | 7.582% | 8.286% | 6.220% | 5.681% | 3.968% | 100.00% |
| 7.622% | 7.237% | 6.122% | 4.579% | 3.147% | 1.553% | 0.853% | 100.00% |

| 17 | 18 | 19 | 20 | 21 | 22 | 23 | Peak hour | Peak Demand |
|---|---|---|---|---|---|---|---|---|
| 196.51 | 151.01 | 151.57 | 159.83 | 133.24 | 114.34 | 85.45 | 16 | 202.36633 |
| 137.43 | 129.29 | 107.37 | 77.09 | 70.68 | 20.93 | 15.99 | 16 | 184.59859 |
| 9.87% | 7.59% | 7.61% | 8.03% | 6.69% | 5.74% | 4.29% | | |
| 7.08% | 6.66% | 5.53% | 3.97% | 3.64% | 1.08% | 0.82% | | |

| 17 | 18 | 19 | 20 | 21 | 22 | 23 | Peak hour | Peak Demand |
|---|---|---|---|---|---|---|---|---|
| 245.90322 | 170.22690 | 159.92769 | 182.47265 | 142.33997 | 122.39513 | 90.85274 | 16 | 256.83798 |
| 182.74333 | 148.50715 | 148.57760 | 103.72477 | 68.28113 | 16.45530 | 20.06391 | 16 | 284.15663 |
| 10.90% | 7.54% | 7.09% | 8.09% | 6.31% | 5.42% | 4.03% | | |

| | | | | | | |
|---|---|---|---|---|---|---|
| 8.10% | 6.58% | 6.59% | 4.60% | 3.03% | 0.73% | 0.89% |

| 2015, [illegible] | Inc. ramp-up |
|---|---|

| Station | Day | Direction of Travel | Method Peak | SDG 2013 Est. Peak | SDG 2012 Est. Peak |
|---|---|---|---|---|---|
| Union | Average Day | From Airport | 159.7 | 159.3 | |
| | | To Airport | 145.8 | 145.7 | |
| | Average August Day | From Airport | 176.9 | 126.1 | |
| | | To Airport | 164.5 | 118.2 | |
| | Average Friday in August | From Airport | 185.8 | 122.5 | |
| | | To Airport | 173.6 | 122.6 | |
| Bloor | Average Day | From Airport | 33.3 | 33.2 | |
| | | To Airport | 30.4 | 30.3 | |
| | Average August Day | From Airport | 41.3 | 29.4 | |
| | | To Airport | 38.3 | 27.6 | |
| | Average Friday in August | From Airport | 43.4 | 28.6 | |
| | | To Airport | 40.3 | 28.5 | |
| Weston | Average Day | From Airport | 14.9 | 14.9 | |
| | | To Airport | 13.6 | 13.6 | |
| | Average August Day | From Airport | 17.4 | 12.4 | |
| | | To Airport | 16.2 | 11.7 | |
| | Average Friday in August | From Airport | 18.3 | 12.1 | |
| | | To Airport | 17.1 | 12.1 | |
| Pearson | Average Day | From Airport | 207.9 | 207.4 | 184.6 |
| | | To Airport | 189.8 | 189.7 | 202.4 |
| | Average August Day | From Airport | 235.6 | 168.0 | 284.2 |
| | | To Airport | 219.0 | 157.5 | 256.8 |
| | Average Friday in August | From Airport | 247.5 | 163.2 | |
| | | To Airport | 231.0 | 163.1 | |

| % of daily total in hourly peak (To Airport) | | | |
|---|---|---|---|
| Year | Day | Difference between average and peak hourly | % of total daily |
| 2015 | Average | 85.8 | 9.13% |
| | August | 37.59647 | 6.57% |
| | Friday August | 36.67772 | 6.45% |
| 2020 | Average | 147.08799 | 9.14% |
| | August | 207.62616 | 10.09% |
| | Friday August | 212.13524 | 9.92% |
| 2025 | Average | 169.30433 | 9.31% |
| | August | 242.14405 | 10.33% |
| | Friday August | 247.39976 | 10.15% |
| 2031 | Average | 186.72391 | 9.39% |
| | August | 271.12803 | 10.44% |
| | Friday August | 277.56878 | 10.26% |

| % of daily total in hourly peak (From Airport) | | | |
|---|---|---|---|
| Year | Day | Difference between average and peak hourly | % of total daily |
| 2015 | Average | 102.43330 | 9.88% |
| | August | 49.05953 | 7.06% |
| | Friday August | 38.30457 | 6.53% |
| 2020 | Average | 176.18463 | 9.91% |
| | August | 237.05708 | 10.87% |
| | Friday August | 214.16572 | 10.04% |
| 2025 | Average | 202.00251 | 10.08% |
| | August | 276.25490 | 11.12% |
| | Friday August | 250.33833 | 10.27% |
| 2031 | Average | 222.55521 | 10.17% |
| | August | 310.10428 | 11.23% |
| | Friday August | 281.27389 | 10.36% |

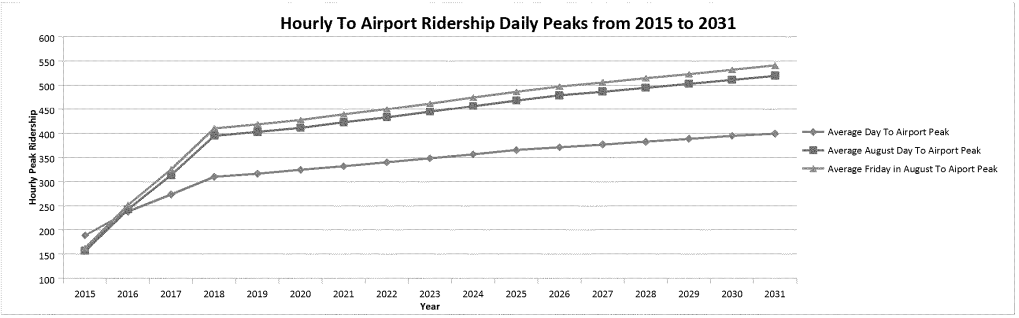


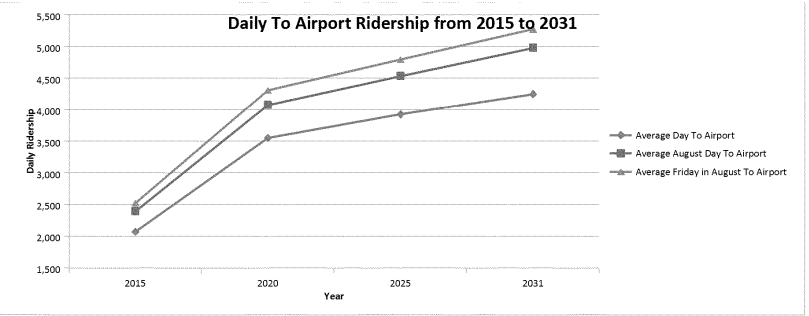


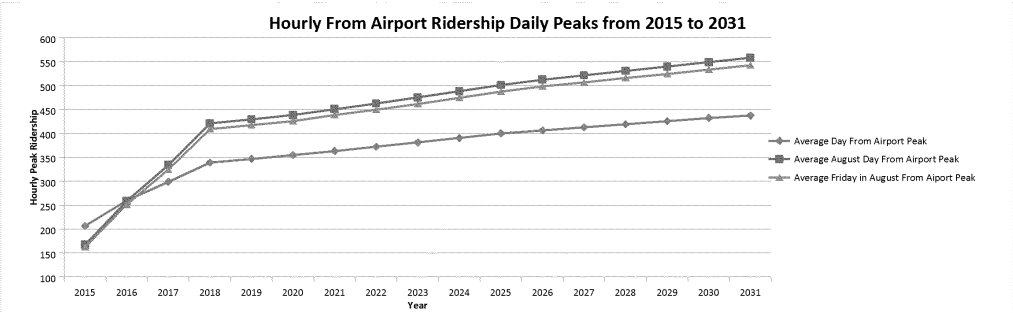


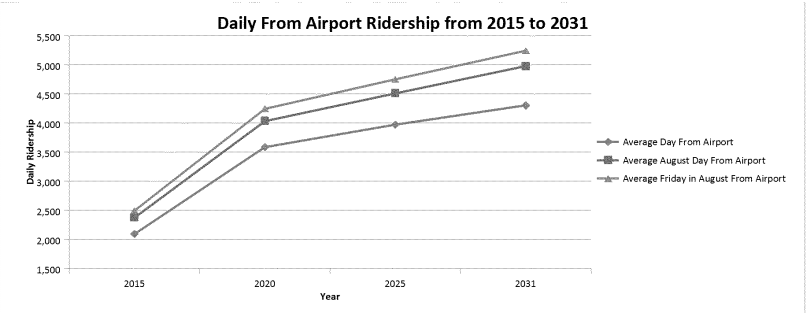

| Station | Direction | Hourly | 2015 | 2016 | 2017 | 2018 |
|---|---|---|---|---|---|---|
| Union | To Airport | Median | 79 | 99 | 114 | 130 |
| | | Average | 80 | 100 | 116 | 131 |
| | | Peak | 146 | 184 | 211 | 240 |
| | From Airport | Median | 69 | 87 | 100 | 113 |
| | | Average | 81 | 101 | 117 | 133 |
| | | Peak | 160 | 201 | 231 | 263 |
| Bloor | To Airport | Median | 16 | 20 | 23 | 26 |
| | | Average | 17 | 21 | 24 | 27 |
| | | Peak | 30 | 38 | 43 | 49 |
| | From Airport | Median | 14 | 18 | 20 | 23 |
| | | Average | 17 | 21 | 24 | 27 |
| | | Peak | 33 | 42 | 47 | 54 |
| Weston | To Airport | Median | 7 | 9 | 10 | 12 |
| | | Average | 7 | 9 | 11 | 12 |
| | | Peak | 14 | 17 | 19 | 22 |
| | From Airport | Median | 6 | 8 | 9 | 10 |
| | | Average | 8 | 9 | 11 | 12 |
| | | Peak | 33 | 19 | 21 | 24 |
| Pearson | To Airport | Median | 103 | 129 | 148 | 168 |
| | | Average | 104 | 130 | 150 | 170 |
| | | Peak | 190 | 238 | 274 | 311 |
| | From Airport | Median | 90 | 112 | 129 | 147 |
| | | Average | 105 | 132 | 151 | 172 |
| | | Peak | 208 | 261 | 300 | 340 |

| Station | Travel | 2015 | 2016 | 2017 | 2018 |
|---|---|---|---|---|---|
| Union | Boarding | 1596 | 2009 | 2312 | 2628 |
| | Alighting | 1612 | 2026 | 2332 | 2652 |
| Bloor | Boarding | 332 | 415 | 475 | 536 |
| | Alighting | 336 | 419 | 479 | 541 |
| Weston | Boarding | 149 | 185 | 211 | 236 |
| | Alighting | 150 | 187 | 212 | 239 |
| Pearson | Boarding | 2099 | 2632 | 3024 | 3431 |
| | Alighting | 2077 | 2609 | 2997 | 3400 |

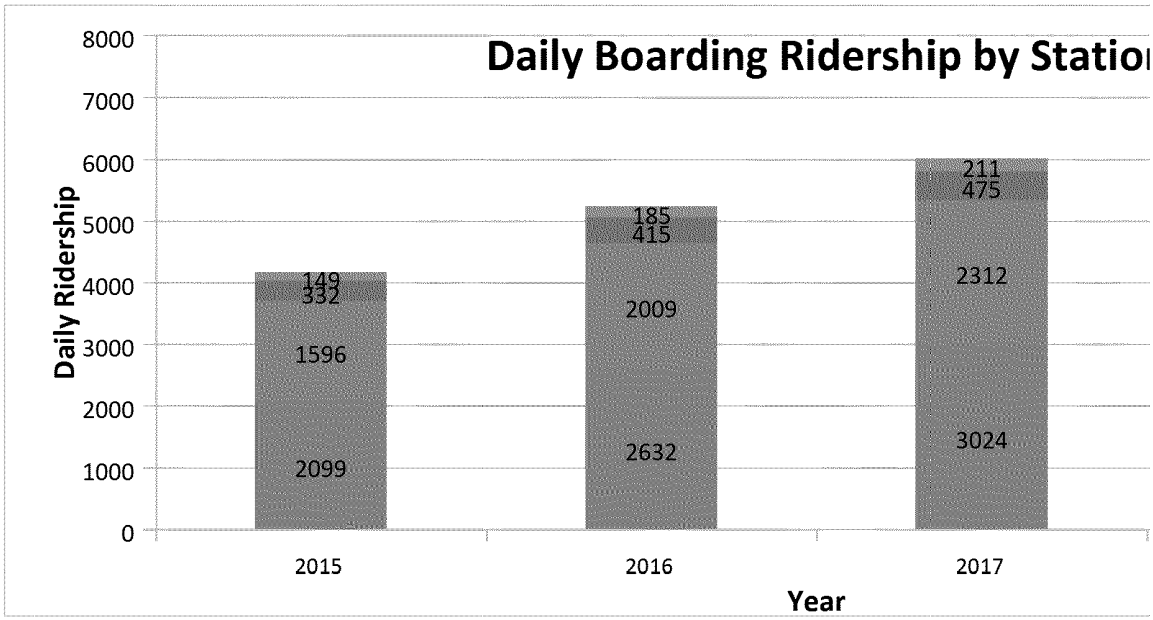
Daily Boarding Ridership by Statio
Daily Ridership
8000
7000
6000
5000
4000
3000
2000
1000
0
149
332
1596
2099
185
415
2009
2632
211
475
2312
3024
2015
2016
2017
Year

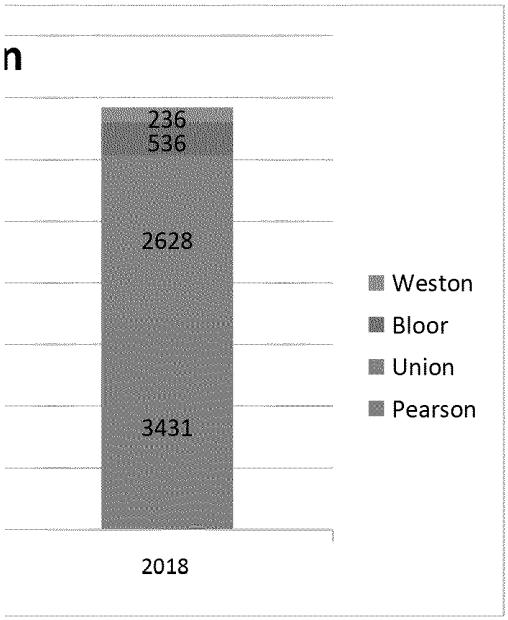
n
236
536
2628
3431
2018
Weston
Bloor
Union
Pearson